



UNIVERSITY OF
PLYMOUTH



Faculty of Health Datasets
Datasets

2020-01-21

VESTCLIP Results PDF

Graham Williamson *School of Nursing and Midwifery*

Let us know how access to this document benefits you

General rights

All content in PEARL is protected by copyright law. Author manuscripts are made available in accordance with publisher policies. Please cite only the published version using the details provided on the item record or document. In the absence of an open licence (e.g. Creative Commons), permissions for further reuse of content should be sought from the publisher or author.

Take down policy

If you believe that this document breaches copyright please [contact the library](#) providing details, and we will remove access to the work immediately and investigate your claim.

Follow this and additional works at: <https://pearl.plymouth.ac.uk/foh-datasets>

Recommended Citation

Williamson, G. (2020) *VESTCLIP Results PDF* [data set]. University of Plymouth Research Repository.
Available at: <https://doi.org/10.24382/ts5h-sy68>

This Article is brought to you for free and open access by the Datasets at PEARL. It has been accepted for inclusion in Faculty of Health Datasets by an authorized administrator of PEARL. For more information, please contact openresearch@plymouth.ac.uk.

VESTCLIP

Showing 45 of 45 responses

Showing **all** responses

Hiding questions **25 & 26**

Response rate: 3%

- 1** Have you undertaken a CLIP placement (Collaborative Learning in Practice). If you answer NO please do not complete the rest of this survey

YES  45 (100%)
NO | 0






- 2** Are you a student nurse or midwife or an alumni (graduate) of the School of Nursing and Midwifery?

Student  41 (91.1%)
Alumni  4 (8.9%)

Multi answer: Percentage of respondents who selected each answer option (e.g. 100% would represent that all this question's respondents chose that option)

- 3** Before you started in CLIP did you feel well prepared?

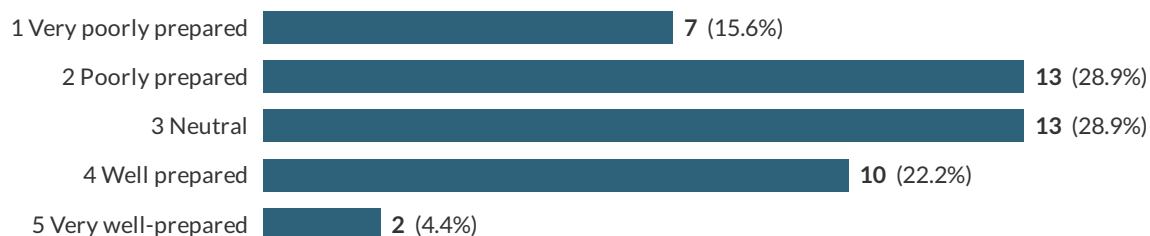
3.1 Your CLIP prepation

1 Very poorly prepared  3 (6.7%)
2 Poorly prepared  10 (22.2%)
3 Neutral  16 (35.6%)
4 Well prepared  10 (22.2%)
5 Very well prepared  6 (13.3%)

Multi answer: Percentage of respondents who selected each answer option (e.g. 100% would represent that all this question's respondents chose that option)

3.a Did you feel that other staff were well prepared?

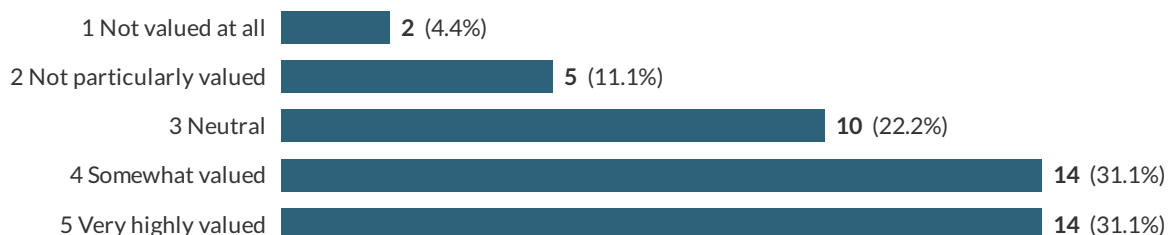
3.a.1 Staff CLIP preparation



Multi answer: Percentage of respondents who selected each answer option (e.g. 100% would represent that all this question's respondents chose that option)

3.b Did you value your time in the CLIP placement?

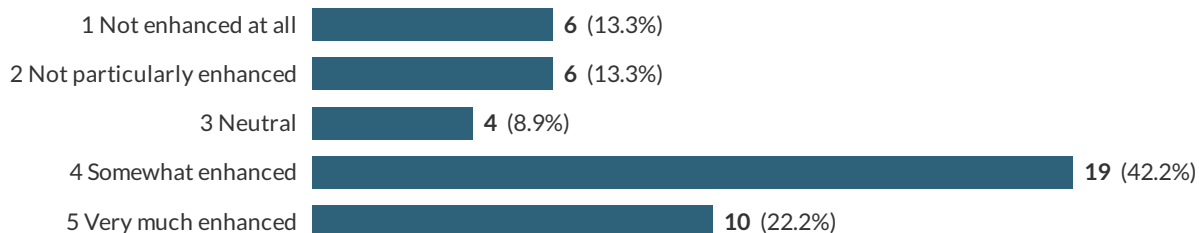
3.b.1 CLIP placement value



Multi answer: Percentage of respondents who selected each answer option (e.g. 100% would represent that all this question's respondents chose that option)

3.c Do you believe that your learning was enhanced in CLIP?

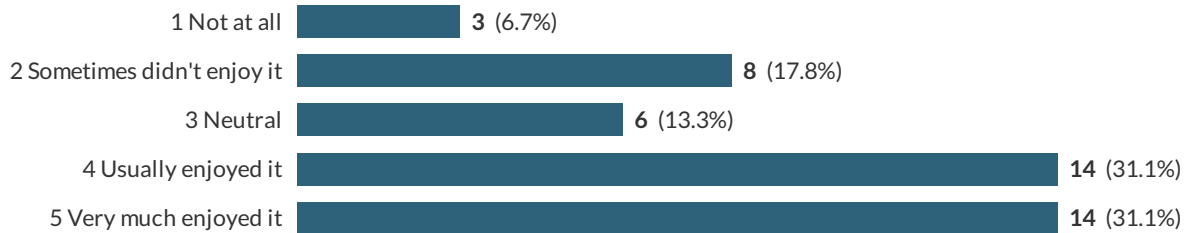
3.c.1 Learning enhancement enhanced



Multi answer: Percentage of respondents who selected each answer option (e.g. 100% would represent that all this question's respondents chose that option)

3.d Did you enjoy the CLIP experience?

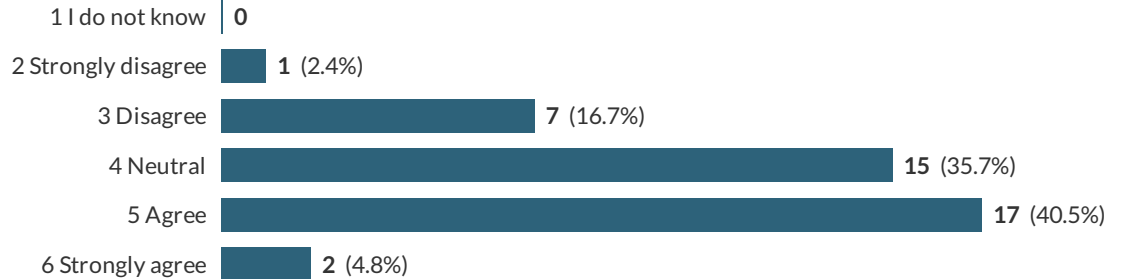
3.d.1 Enjoyment of CLIP experience



Multi answer: Percentage of respondents who selected each answer option (e.g. 100% would represent that all this question's respondents chose that option)

4 I perceived the situations in the scenarios as realistic

4.1 Realistic



Multi answer: Percentage of respondents who selected each answer option (e.g. 100% would represent that all this question's respondents chose that option)

5 I did not perceive that the environment resembled a real clinical practice setting

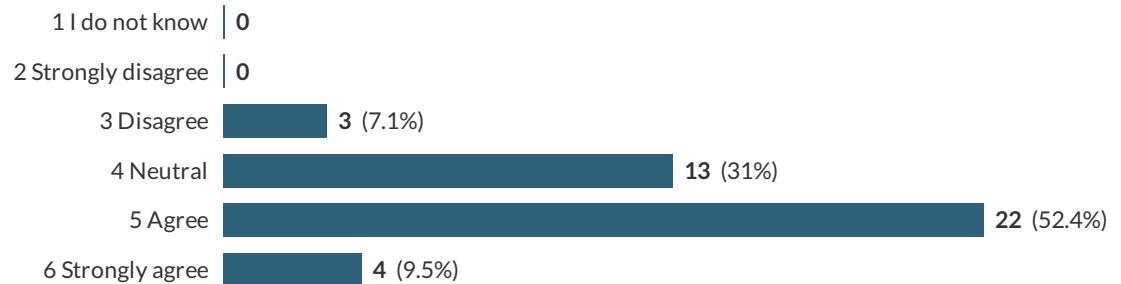
5.1 Realistic



Multi answer: Percentage of respondents who selected each answer option (e.g. 100% would represent that all this question's respondents chose that option)

6 I perceived that the registered nurse in the scenarios acted authentically

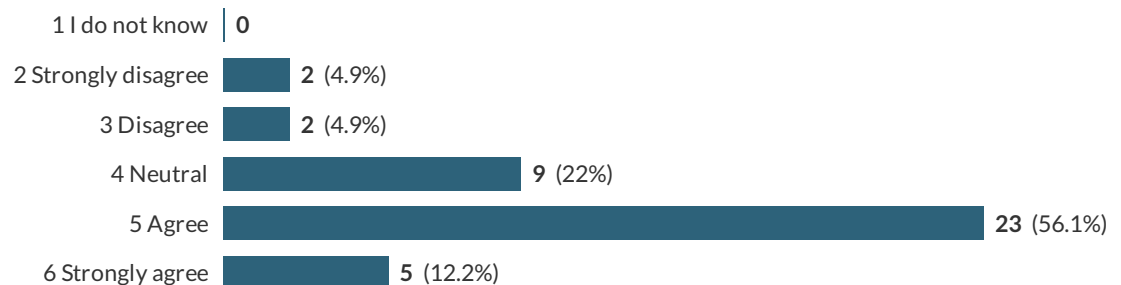
6.1 Authentic



Multi answer: Percentage of respondents who selected each answer option (e.g. 100% would represent that all this question's respondents chose that option)

7 I perceived that the students in the scenarios acted authentically

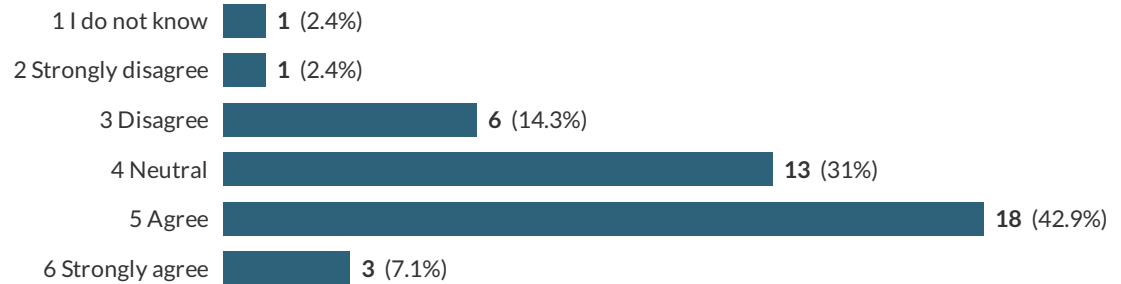
7.1 Authentic



Multi answer: Percentage of respondents who selected each answer option (e.g. 100% would represent that all this question's respondents chose that option)

8 I perceived that the Health Care Assistants in the scenarios acted authentically

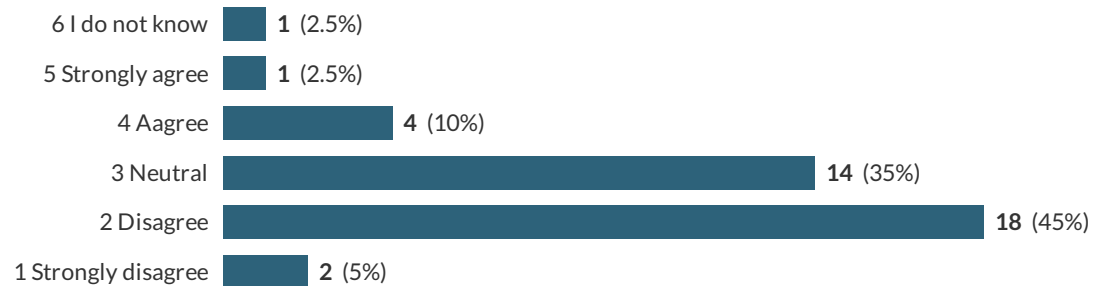
8.1 Authentic



Multi answer: Percentage of respondents who selected each answer option (e.g. 100% would represent that all this question's respondents chose that option)

9 I did not perceive that the patient in the scenarios acted authentically

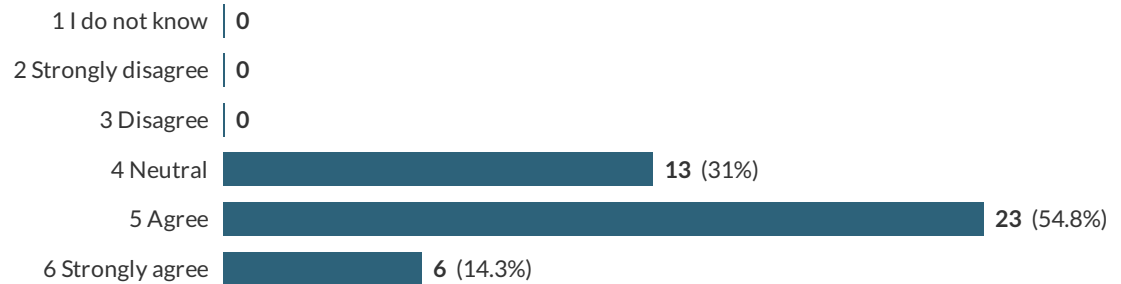
9.1 Authentic



Multi answer: Percentage of respondents who selected each answer option (e.g. 100% would represent that all this question's respondents chose that option)

10 I perceived that the nurse in the scenarios acted as a good role model

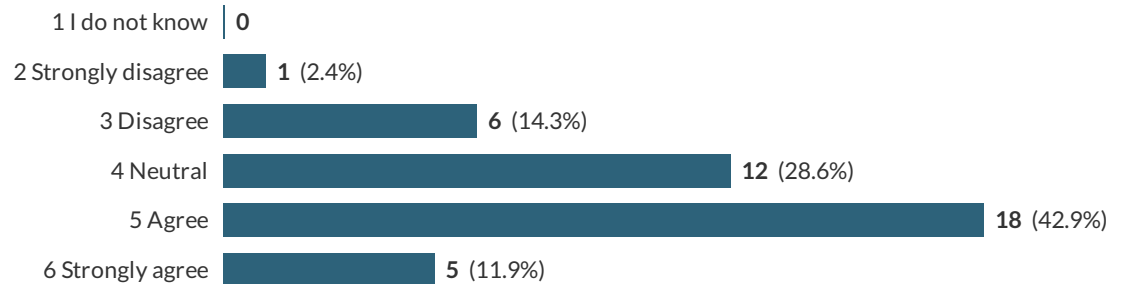
10.1 Role model



Multi answer: Percentage of respondents who selected each answer option (e.g. 100% would represent that all this question's respondents chose that option)

11 Use of video-based scenarios made it easier to relate the scenarios to real clinical practice settings.

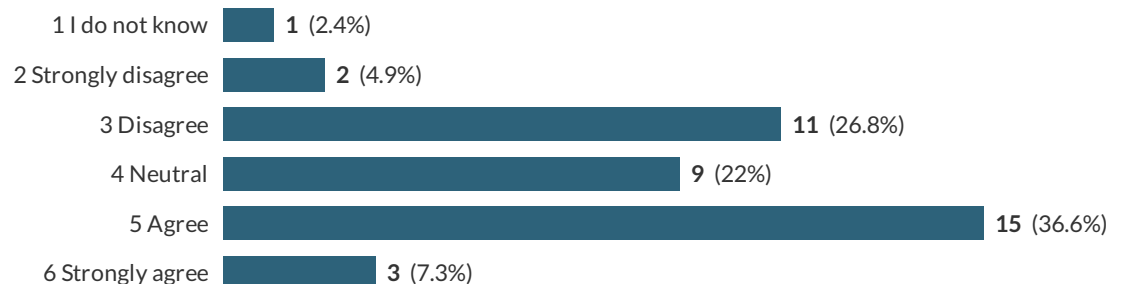
11.1 Relatable



Multi answer: Percentage of respondents who selected each answer option (e.g. 100% would represent that all this question's respondents chose that option)

12 I perceived that the content in the scenarios related well to working in CLIP placements

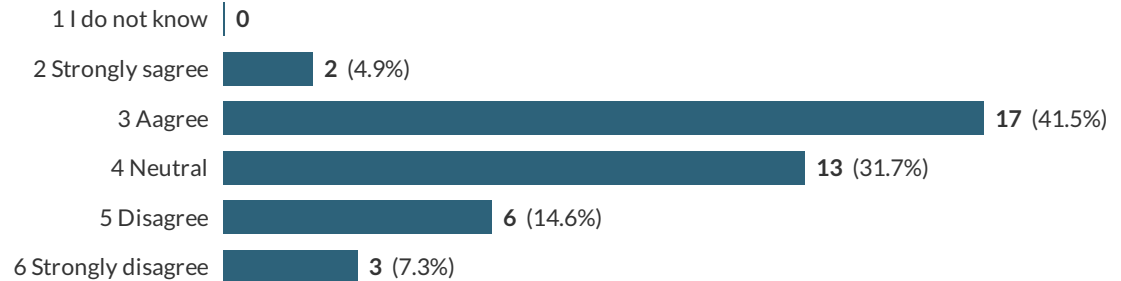
12.1 Working



Multi answer: Percentage of respondents who selected each answer option (e.g. 100% would represent that all this question's respondents chose that option)

13 I perceived that the tasks in the scenarios lacked authenticity in relation to CLIP placements

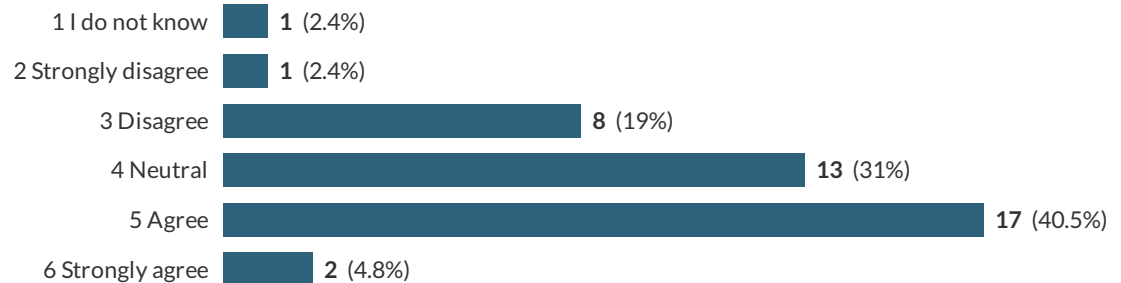
13.1 Authenticity



Multi answer: Percentage of respondents who selected each answer option (e.g. 100% would represent that all this question's respondents chose that option)

14 I perceived the scenarios to be appropriately challenging

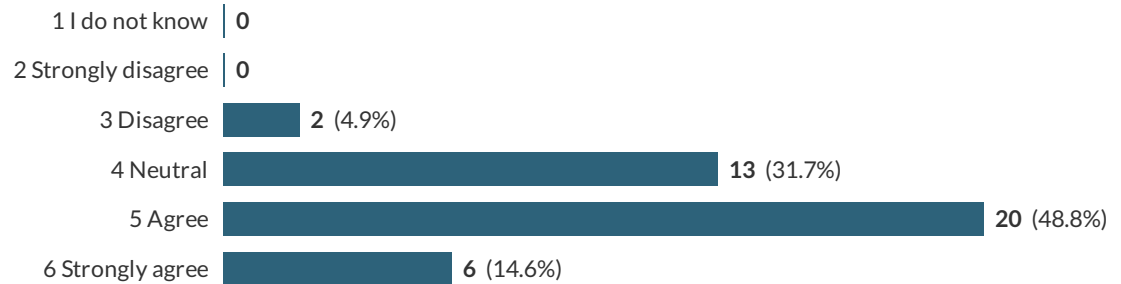
14.1 Challenge



Multi answer: Percentage of respondents who selected each answer option (e.g. 100% would represent that all this question's respondents chose that option)

15 The videos were informative in relation to CLIP placements

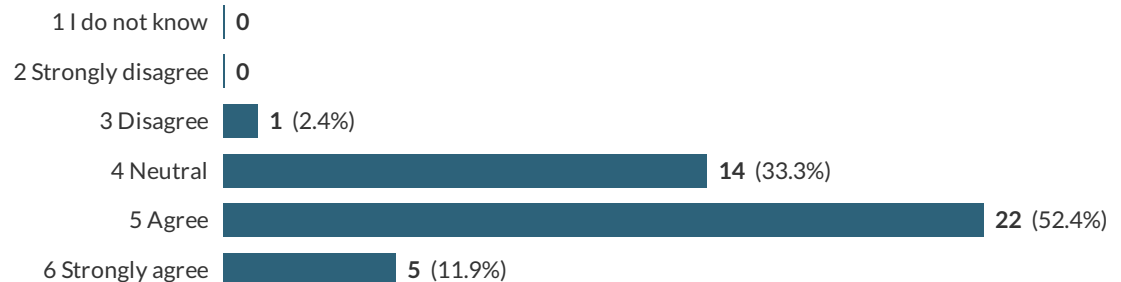
15.1 Informative



Multi answer: Percentage of respondents who selected each answer option (e.g. 100% would represent that all this question's respondents chose that option)

16 The videos showed me how clinical reasoning skills might be learned in CLIP,

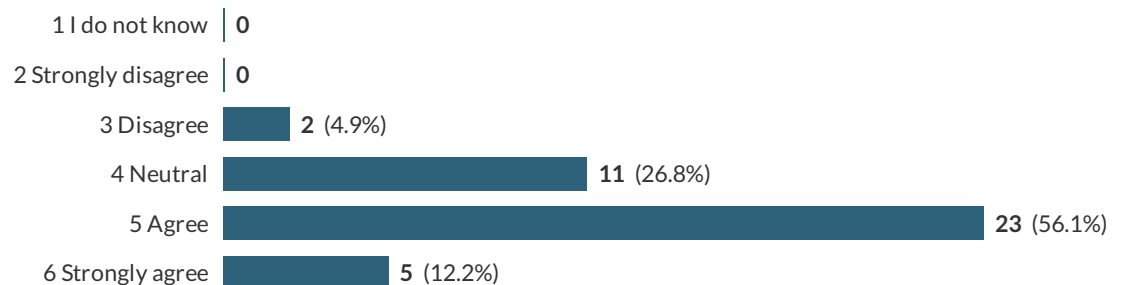
16.1 Clinical reasoning



Multi answer: Percentage of respondents who selected each answer option (e.g. 100% would represent that all this question's respondents chose that option)

17 The videos showed me how clinical judgement skills might be learned in CLIP

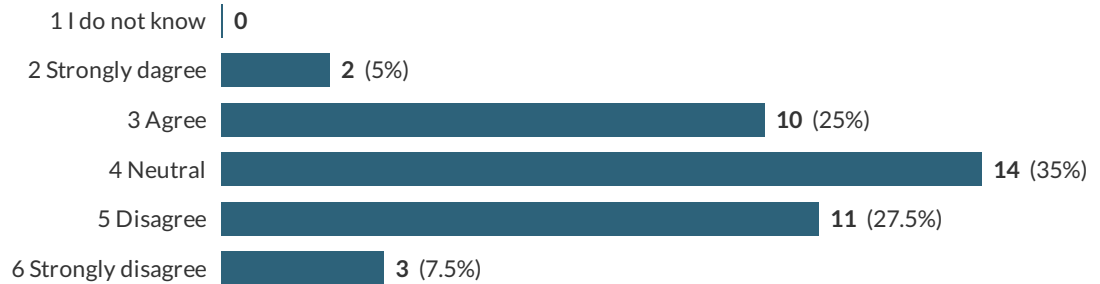
17.1 Clinical judgement



Multi answer: Percentage of respondents who selected each answer option (e.g. 100% would represent that all this question's respondents chose that option)

18 The videos did not test my decision-making skills

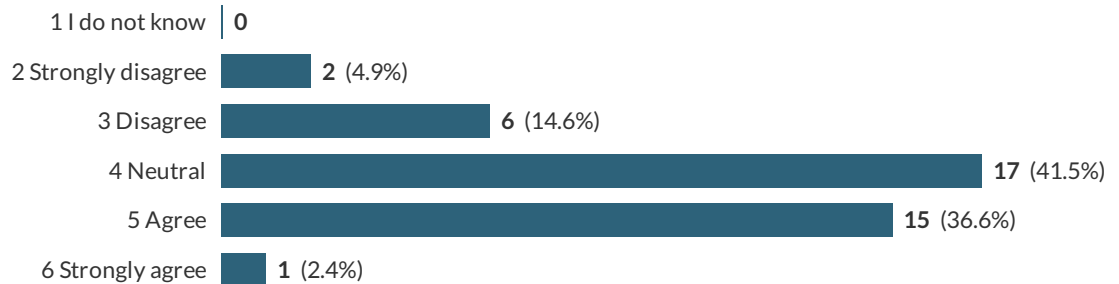
18.1 The videos did not test my decision-making skills



Multi answer: Percentage of respondents who selected each answer option (e.g. 100% would represent that all this question's respondents chose that option)

19 Use of the videos made me aware of what I lack in knowledge about CLIP

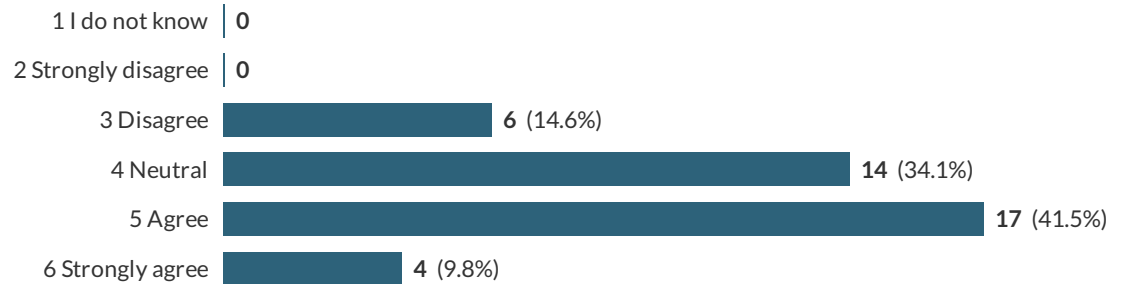
19.1 Knowledge



Multi answer: Percentage of respondents who selected each answer option (e.g. 100% would represent that all this question's respondents chose that option)

20 Use of the videos has increased my knowledge of how to nurse in CLIP

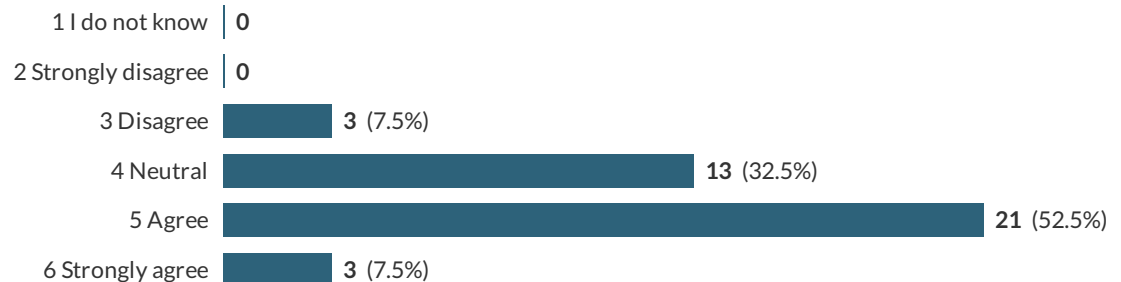
20.1 Knowledge



Multi answer: Percentage of respondents who selected each answer option (e.g. 100% would represent that all this question's respondents chose that option)

21 Use of the videos has increased my understanding of how to nurse in CLIP

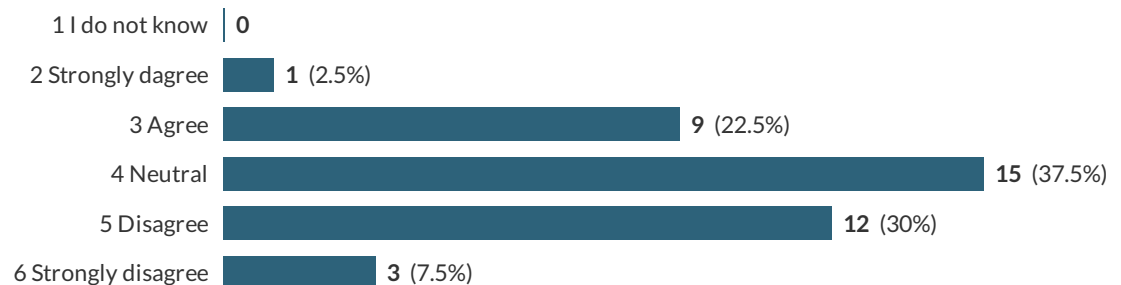
21.1 Understanding



Multi answer: Percentage of respondents who selected each answer option (e.g. 100% would represent that all this question's respondents chose that option)

22 Use of the videos has not made me better prepared to nurse in CLIP

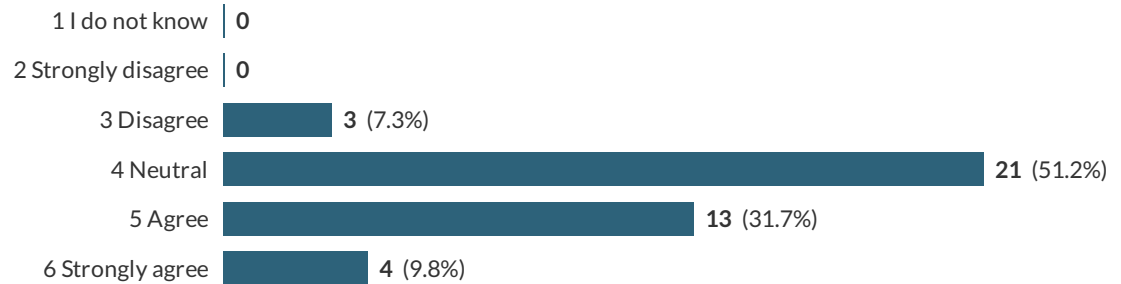
22.1 Prepared



Multi answer: Percentage of respondents who selected each answer option (e.g. 100% would represent that all this question's respondents chose that option)

23 Use of the videos has made me more confident to nurse in CLIP placements

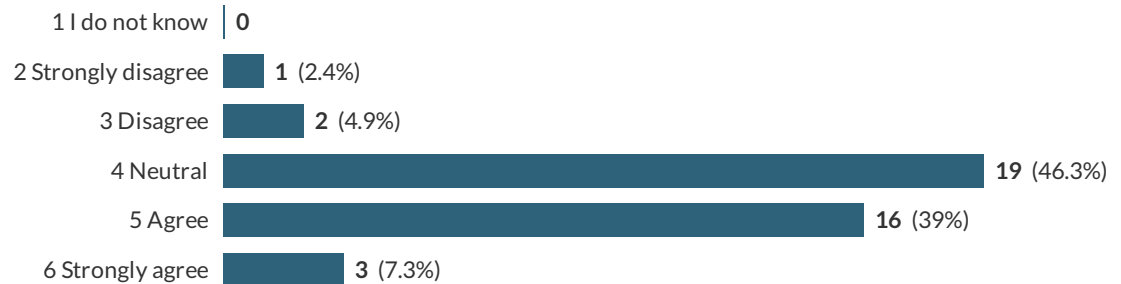
23.1 Confident



Multi answer: Percentage of respondents who selected each answer option (e.g. 100% would represent that all this question's respondents chose that option)

24 Use of the videos has given me valuable experience regarding nursing patients in CLIP placements

24.1 Experience



Multi answer: Percentage of respondents who selected each answer option (e.g. 100% would represent that all this question's respondents chose that option)