

2019-12

Multicomponent hospital-led interventions to reduce hospital stay for older adults following elective surgery: a systematic review

Nunns, M

<http://hdl.handle.net/10026.1/18598>

10.3310/hsdr07400

Health Services and Delivery Research

NIHR Journals Library

All content in PEARL is protected by copyright law. Author manuscripts are made available in accordance with publisher policies. Please cite only the published version using the details provided on the item record or document. In the absence of an open licence (e.g. Creative Commons), permissions for further reuse of content should be sought from the publisher or author.


Health Services and Delivery Research

Volume 7 • Issue 40 • December 2019

ISSN 2050-4349

Multicomponent hospital-led interventions to reduce hospital stay for older adults following elective surgery: a systematic review

Michael Nunns, Liz Shaw, Simon Briscoe, Jo Thompson Coon, Anthony Hemsley, John S McGrath, Christopher J Lovegrove, David Thomas and Rob Anderson



Multicomponent hospital-led interventions to reduce hospital stay for older adults following elective surgery: a systematic review

Michael Nunns ^{1*} Liz Shaw ¹ Simon Briscoe ¹
Jo Thompson Coon ¹ Anthony Hemsley ²
John S McGrath ^{1,3} Christopher J Lovegrove ^{3,4}
David Thomas ³ and Rob Anderson ¹

¹Exeter Health Services and Delivery Research Evidence Synthesis Centre, Institute of Health Research, University of Exeter Medical School, University of Exeter, Exeter, UK

²Department of Healthcare for Older People, Royal Devon & Exeter NHS Foundation Trust, Exeter, UK

³Royal Devon & Exeter NHS Foundation Trust, Exeter, UK

⁴School of Health Professions, Faculty of Health & Human Sciences, University of Plymouth, Plymouth, UK

*Corresponding author

Declared competing interests of authors: Rob Anderson is a member of the National Institute for Health Research Health Services and Delivery Research (Researcher-Led) Prioritisation Panel.

Published December 2019

DOI: 10.3310/hsdr07400

This report should be referenced as follows:

Nunns M, Shaw L, Briscoe S, Thompson Coon J, Hemsley A, McGrath JS, *et al*. Multicomponent hospital-led interventions to reduce hospital stay for older adults following elective surgery: a systematic review. *Health Serv Deliv Res* 2019;**7**(40).

Health Services and Delivery Research

ISSN 2050-4349 (Print)

ISSN 2050-4357 (Online)

This journal is a member of and subscribes to the principles of the Committee on Publication Ethics (COPE) (www.publicationethics.org/).

Editorial contact: journals.library@nihr.ac.uk

The full HS&DR archive is freely available to view online at www.journalslibrary.nihr.ac.uk/hsdr. Print-on-demand copies can be purchased from the report pages of the NIHR Journals Library website: www.journalslibrary.nihr.ac.uk

Criteria for inclusion in the *Health Services and Delivery Research* journal

Reports are published in *Health Services and Delivery Research* (HS&DR) if (1) they have resulted from work for the HS&DR programme, and (2) they are of a sufficiently high scientific quality as assessed by the reviewers and editors.

HS&DR programme

The HS&DR programme funds research to produce evidence to impact on the quality, accessibility and organisation of health and social care services. This includes evaluations of how the NHS and social care might improve delivery of services.

For more information about the HS&DR programme please visit the website at <https://www.nihr.ac.uk/explore-nihr/funding-programmes/health-services-and-delivery-research.htm>

This report

The research reported here is the product of an HS&DR Evidence Synthesis Centre, contracted to provide rapid evidence syntheses on issues of relevance to the health service, and to inform future HS&DR calls for new research around identified gaps in evidence. Other reviews by the Evidence Synthesis Centres are also available in the HS&DR journal.

The research reported in this issue of the journal was funded by the HS&DR programme or one of its preceding programmes as project number 16/47/22. The contractual start date was in September 2018. The final report began editorial review in October 2018 and was accepted for publication in March 2019. The authors have been wholly responsible for all data collection, analysis and interpretation, and for writing up their work. The HS&DR editors and production house have tried to ensure the accuracy of the authors' report and would like to thank the reviewers for their constructive comments on the final report document. However, they do not accept liability for damages or losses arising from material published in this report.

This report presents independent research funded by the National Institute for Health Research (NIHR). The views and opinions expressed by authors in this publication are those of the authors and do not necessarily reflect those of the NHS, the NIHR, NETSCC, the HS&DR programme or the Department of Health and Social Care. If there are verbatim quotations included in this publication the views and opinions expressed by the interviewees are those of the interviewees and do not necessarily reflect those of the authors, those of the NHS, the NIHR, NETSCC, the HS&DR programme or the Department of Health and Social Care.

© Queen's Printer and Controller of HMSO 2019. This work was produced by Nunns *et al.* under the terms of a commissioning contract issued by the Secretary of State for Health and Social Care. This issue may be freely reproduced for the purposes of private research and study and extracts (or indeed, the full report) may be included in professional journals provided that suitable acknowledgement is made and the reproduction is not associated with any form of advertising. Applications for commercial reproduction should be addressed to: NIHR Journals Library, National Institute for Health Research, Evaluation, Trials and Studies Coordinating Centre, Alpha House, University of Southampton Science Park, Southampton SO16 7NS, UK.

Published by the NIHR Journals Library (www.journalslibrary.nihr.ac.uk), produced by Prepress Projects Ltd, Perth, Scotland (www.prepress-projects.co.uk).

NIHR Journals Library Editor-in-Chief

Professor Ken Stein Professor of Public Health, University of Exeter Medical School, UK

NIHR Journals Library Editors

Professor John Powell Chair of HTA and EME Editorial Board and Editor-in-Chief of HTA and EME journals. Consultant Clinical Adviser, National Institute for Health and Care Excellence (NICE), UK, and Senior Clinical Researcher, Nuffield Department of Primary Care Health Sciences, University of Oxford, UK

Professor Andrée Le May Chair of NIHR Journals Library Editorial Group (HS&DR, PGfAR, PHR journals) and Editor-in-Chief of HS&DR, PGfAR, PHR journals

Professor Matthias Beck Professor of Management, Cork University Business School, Department of Management and Marketing, University College Cork, Ireland

Dr Tessa Crilly Director, Crystal Blue Consulting Ltd, UK

Dr Eugenia Cronin Senior Scientific Advisor, Wessex Institute, UK

Dr Peter Davidson Consultant Advisor, Wessex Institute, University of Southampton, UK

Ms Tara Lamont Director, NIHR Dissemination Centre, UK

Dr Catriona McDaid Senior Research Fellow, York Trials Unit, Department of Health Sciences, University of York, UK

Professor William McGuire Professor of Child Health, Hull York Medical School, University of York, UK

Professor Geoffrey Meads Professor of Wellbeing Research, University of Winchester, UK

Professor John Norrie Chair in Medical Statistics, University of Edinburgh, UK

Professor James Raftery Professor of Health Technology Assessment, Wessex Institute, Faculty of Medicine, University of Southampton, UK

Dr Rob Riemsma Reviews Manager, Kleijnen Systematic Reviews Ltd, UK

Professor Helen Roberts Professor of Child Health Research, UCL Great Ormond Street Institute of Child Health, UK

Professor Jonathan Ross Professor of Sexual Health and HIV, University Hospital Birmingham, UK

Professor Helen Snooks Professor of Health Services Research, Institute of Life Science, College of Medicine, Swansea University, UK

Professor Ken Stein Professor of Public Health, University of Exeter Medical School, UK

Professor Jim Thornton Professor of Obstetrics and Gynaecology, Faculty of Medicine and Health Sciences, University of Nottingham, UK

Professor Martin Underwood Warwick Clinical Trials Unit, Warwick Medical School, University of Warwick, UK

Please visit the website for a list of editors: www.journalslibrary.nihr.ac.uk/about/editors

Editorial contact: journals.library@nihr.ac.uk

Abstract

Multicomponent hospital-led interventions to reduce hospital stay for older adults following elective surgery: a systematic review

Michael Nunns¹,^{*} Liz Shaw¹, Simon Briscoe¹,
Jo Thompson Coon¹, Anthony Hemsley², John S McGrath^{1,3},
Christopher J Lovegrove^{3,4}, David Thomas³ and Rob Anderson¹

¹Exeter Health Services and Delivery Research Evidence Synthesis Centre, Institute of Health Research, University of Exeter Medical School, University of Exeter, Exeter, UK

²Department of Healthcare for Older People, Royal Devon & Exeter NHS Foundation Trust, Exeter, UK

³Royal Devon & Exeter NHS Foundation Trust, Exeter, UK

⁴School of Health Professions, Faculty of Health & Human Sciences, University of Plymouth, Plymouth, UK

*Corresponding author m.p.nunns@exeter.ac.uk

Background: Elective older adult inpatient admissions are increasingly common. Older adults are at an elevated risk of adverse events in hospital, potentially increasing with lengthier hospital stay. Hospital-led organisational strategies may optimise hospital stay for elective older adult inpatients.

Objectives: To evaluate the effectiveness and cost-effectiveness of hospital-led multicomponent interventions to reduce hospital stay for older adults undergoing elective hospital admissions.

Data sources: Seven bibliographic databases (MEDLINE, MEDLINE In-Process & Other Non-Indexed Citations, EMBASE, Health Management Information Consortium, Cochrane Central Register of Controlled Trials, Cumulative Index to Nursing and Allied Health Literature and Allied and Complementary Medicine Database) were searched from inception to date of search (August 2017), alongside carrying out of web searches, citation searching, inspecting relevant reviews, consulting stakeholders and contacting authors. This search was duplicated, with an additional cost-filter, to identify cost-effectiveness evidence.

Review methods: Comparative studies were sought that evaluated the effectiveness or cost-effectiveness of relevant interventions in elective inpatients with a mean or median age of ≥ 60 years. Study selection, data extraction and quality assessment were completed independently by two reviewers. The main outcome was length of stay, but all outcomes were considered. Studies were sorted by procedure, intervention and outcome categories. Where possible, standardised mean differences or odds ratios were calculated. Meta-analysis was performed when multiple randomised controlled trials had the same intervention, treatment procedure, comparator and outcome. Findings were explored using narrative synthesis.

Findings: A total of 218 articles were included, with 80 articles from 73 effectiveness studies ($n = 26,365$ patients) prioritised for synthesis, including 34 randomised controlled trials conducted outside the UK and 39 studies from the UK, of which 12 were randomised controlled trials. Fifteen studies included cost-effectiveness data. The evidence was dominated by enhanced recovery protocols and prehabilitation, implemented to improve recovery from either colorectal surgery or lower limb arthroplasty. Six other surgical categories and four other intervention types were identified. Meta-analysis found that enhanced recovery protocols were associated with 1.5 days' reduction in hospital stay among patients undergoing

colorectal surgery (Cohen's $d = -0.51$, 95% confidence interval -0.78 to -0.24 ; $p < 0.001$) and with 5 days' reduction among those undergoing upper abdominal surgery (Cohen's $d = -1.04$, 95% confidence interval -1.55 to -0.53 ; $p < 0.001$). Evidence from the UK was not pooled (owing to mixed study designs), but it echoed findings from the international literature. Length of stay usually was reduced with intervention or was no different. Other clinical outcomes also improved or were no worse with intervention. Patient-reported outcomes were not frequently reported. Cost and cost-effectiveness evidence came from 15 highly heterogeneous studies and was less conclusive.

Limitations: Studies were usually of moderate or weak quality. Some intervention or treatment types were under-reported or absent. The reporting of variance data often precluded secondary analysis.

Conclusions: Enhanced recovery and prehabilitation interventions were associated with reduced hospital stay without detriment to other clinical outcomes, particularly for patients undergoing colorectal surgery, lower limb arthroplasty or upper abdominal surgery. The impacts on patient-reported outcomes, health-care costs or additional service use are not well known.

Future work: Further studies evaluating of the effectiveness of new enhanced recovery pathways are not required in colorectal surgery or lower limb arthroplasty. However, the applicability of these pathways to other procedures is uncertain. Future studies should evaluate the implementation of interventions to reduce service variation, in-hospital patient-reported outcomes, impacts on health and social care service use, and longer-term patient-reported outcomes.

Study registration: This study is registered as PROSPERO CRD42017080637.

Funding: The National Institute for Health Research Health Services and Delivery Research programme.

Contents

List of tables	ix
List of figures	xi
List of supplementary material	xiii
Glossary	xv
List of abbreviations	xvii
Plain English summary	xix
Scientific summary	xxi
Chapter 1 Background	1
Hospital use by older adults in the UK	1
Length of hospital stay as a key outcome	1
Hospital-based multicomponent interventions to manage length of hospital stay for planned admissions	2
Aims and objectives of the review	2
Chapter 2 Methods	3
Search strategy	3
Inclusion and exclusion criteria	4
<i>Population</i>	5
<i>Intervention</i>	5
<i>Comparator(s)</i>	6
<i>Outcomes</i>	6
<i>Study design</i>	6
<i>Geographical context</i>	7
<i>Date of publication</i>	7
Study selection	7
Data extraction	7
<i>Population</i>	8
<i>Intervention</i>	8
<i>Comparator</i>	8
<i>Outcome</i>	8
Quality assessment strategy	8
Synthesis methods	8
<i>Data processing</i>	9
Stakeholder and patient and public involvement	11
Chapter 3 Stakeholder and patient and public involvement	13
Stakeholder engagement	13
Patient and public involvement	13

Chapter 4 Results	17
Study selection	17
Sample characteristics	18
Intervention characteristics: prioritised studies	48
Quality assessment	48
Synthesis of evidence from randomised controlled trials	62
<i>Interventions to improve recovery from colorectal surgery: randomised controlled trials</i>	62
<i>Interventions to improve recovery from lower limb arthroplasty: randomised controlled trials</i>	75
<i>Interventions to improve recovery from cardiac surgery: randomised controlled trials</i>	84
<i>Interventions to improve recovery from upper abdominal surgery: randomised controlled trials</i>	88
<i>Interventions to improve recovery from pelvic surgery, vascular surgery, thoracic surgery and surgery to remove tumours: randomised controlled trials</i>	93
Synthesis of evidence from the UK	99
<i>Interventions to improve recovery from colorectal surgery: evidence from the UK</i>	99
<i>Interventions to improve recovery from lower limb arthroplasty: evidence from the UK</i>	104
<i>Interventions to improve recovery from cardiac surgery: evidence from the UK</i>	113
<i>Interventions to improve recovery from upper abdominal surgery: evidence from the UK</i>	116
<i>Interventions to improve recovery from thoracic surgery: evidence from the UK</i>	122
<i>Interventions to improve recovery from pelvic surgery, vascular surgery and mixed procedures: evidence from the UK</i>	125
Synthesis of cost-effectiveness evidence	130
Study selection	130
Description of included studies	131
Synthesis of cost-effectiveness evidence	131
Cost-effectiveness evidence: upper abdominal surgery	136
Summary of cost-effectiveness evidence	137
Chapter 5 Discussion	139
Main findings	139
Limitations of the evidence	140
Strengths and limitations of this review	142
Chapter 6 Conclusions	143
Implications for further research	143
Implications for clinical practice	144
Acknowledgements	145
References	147
Appendix 1 Literature search strategies	167
Appendix 2 Definitions of outcome categories	171
Appendix 3 Data treatment	173
Appendix 4 Sensitivity analyses for length of stay meta-analyses	175

List of tables

TABLE 1 Involvement of stakeholders and patients and public in the review	13
TABLE 2 Sample summary table, by broad procedural category	19
TABLE 3 Summary of intervention characteristics by broad procedural category	49
TABLE 4 Quality assessment of prioritised studies	58
TABLE 5 Summary of studies, intervention components and findings for RCTs evaluating interventions to improve recovery from colorectal surgery	63
TABLE 6 Components of included ERP interventions and comparators, mapped against ERAS Society guidelines for colonic and pelvic/rectal surgery	66
TABLE 7 Summary of studies, intervention components and findings for RCTs evaluating interventions to improve recovery from lower limb arthroplasty	76
TABLE 8 Map of components found in interventions and comparators for ERP interventions aiming to improve recovery from lower limb arthroplasty	79
TABLE 9 Summary of studies, intervention components and findings for RCTs evaluating interventions to improve recovery from cardiac surgery	85
TABLE 10 Summary of studies, intervention components and findings for RCTs evaluating interventions to improve recovery from upper abdominal surgery	89
TABLE 11 The ERAS components included in ERP (E) and comparator (C) arms in trials examining the effectiveness of ERP for upper abdominal surgery. Items derive from guidance for liver surgery unless indicated	90
TABLE 12 Summary of studies, intervention components and findings for RCTs evaluating interventions to improve recovery from pelvic surgery, vascular surgery, thoracic surgery and surgery to remove various tumours	94
TABLE 13 Components of included ERP interventions and comparators, mapped against ERAS guidelines for rectal/pelvic surgery and radical cystectomy	96
TABLE 14 Summary of studies, intervention components and findings for RCTs evaluating interventions to improve recovery from colorectal surgery	100
TABLE 15 Components of included ERP interventions and comparators, mapped against ERAS Society guidelines for colonic and pelvic/rectal surgery	101
TABLE 16 Summary of studies, intervention components and findings for studies evaluating interventions to improve recovery from lower limb arthroplasty in UK hospitals	105

TABLE 17 Map of components found in interventions and comparators for ERP interventions aiming to improve recovery from lower limb arthroplasty in UK hospitals	108
TABLE 18 Summary of studies, intervention components and findings for studies evaluating interventions to improve recovery from cardiac surgery in the UK	114
TABLE 19 Summary of studies, intervention components and findings for studies evaluating interventions to improve recovery from upper abdominal surgery in the UK	117
TABLE 20 The ERAS components included in ERP (E) and comparator (C) arms in trials examining the effectiveness of ERP for upper abdominal surgery. Items derive from guidance for liver surgery unless indicated	119
TABLE 21 Summary of studies, intervention components and findings of trials evaluating interventions to improve recovery from thoracic surgery in UK hospitals	123
TABLE 22 Components of included ERP interventions and comparators, mapped against ERAS guidelines gastrointestinal surgery	124
TABLE 23 Summary of studies, intervention components and findings for trials evaluating interventions to improve recovery from pelvic surgery, vascular surgery and various surgeries in the UK	127
TABLE 24 Components of included ERP interventions and comparators, mapped against ERAS guidelines for rectal/pelvic surgery and radical cystectomy	128
TABLE 25 Quality assessment of prioritised economic studies	132
TABLE 26 Bibliographic database search results	169
TABLE 27 Effectiveness forwards citation searching results	170
TABLE 28 Outcome categories used in the effectiveness review, with definitions and examples	171
TABLE 29 Approaches to data provided in included studies	173

List of figures

FIGURE 1 The PRISMA flow chart	17
FIGURE 2 (a) Forest plot showing the results of meta-analysis of the effect of ERP vs. usual treatment on LOS following colorectal surgery; (b) forest plot of analysis with Anderson <i>et al.</i> removed	70
FIGURE 3 Forest plot showing the results of meta-analysis of the effect of ERP vs. usual treatment on the odds of re-admission following colorectal surgery	71
FIGURE 4 Forest plot showing the results of meta-analysis of the effect of ERP vs. usual treatment on odds of complications following colorectal surgery	71
FIGURE 5 Forest plots displaying meta-analyses of patient-reported outcomes following colorectal surgery	72
FIGURE 6 Forest plot showing the results of meta-analysis of the effect of ERP vs. usual treatment on LOS following lower limb arthroplasty	80
FIGURE 7 Forest plot (without pooled effects) displaying standardised mean differences for quality-of-life outcomes related to lower limb arthroplasty	81
FIGURE 8 Forest plot showing the results of meta-analysis of the effect of prehab interventions vs. usual treatment on LOS following lower limb arthroplasty	82
FIGURE 9 Forest plot (without pooled effects) displaying effect sizes (Cohen's <i>d</i>) and 95% CIs for function, quality of life, pain and mental health outcomes from studies trialling prehab outcomes	83
FIGURE 10 Forest plot showing the results of meta-analysis of the effect of prehab interventions vs. usual treatment on LOS following cardiac surgery	87
FIGURE 11 Forest plot (without pooled effects) displaying the effects of prehab on quality-of-life outcomes in patients receiving cardiac surgery	87
FIGURE 12 Forest plot showing the results of meta-analysis of the effect of ERP vs. usual treatment on LOS following upper abdominal surgery	92
FIGURE 13 Forest plot showing the results of meta-analysis of the effect of ERP interventions vs. usual treatment on odds of complications following upper abdominal surgery	93
FIGURE 14 Funnel plot to assess publication bias in reporting of LOS across all RCTs	98
FIGURE 15 Funnel plot to assess publication bias in reporting of complications across all RCTs	99
FIGURE 16 Forest plot (without pooled effects) showing the results of meta-analysis of the effect of ERP in odds of complications in patients undergoing elective colorectal surgery in the UK	103

FIGURE 17 Forest plot (without pooled effects) showing standardised mean differences in LOS between ERP and usual care in patients undergoing lower limb arthroplasty in UK hospitals	110
FIGURE 18 Forest plot (without pooled effects) showing the relative odds of being re-admitted for patients receiving ERP or usual care groups when undergoing lower limb arthroplasty in UK hospitals	111
FIGURE 19 Forest plot showing the results of meta-analysis of the effect of prehab interventions vs. usual treatment on LOS in UK hospitals following cardiac surgery	115
FIGURE 20 Forest plot showing standardised mean differences between ERP vs. usual care for LOS following upper abdominal surgery in UK hospitals	121
FIGURE 21 Forest plot (without pooled effects) displaying the odds of experiencing complications in patients receiving ERP to improve recovery following upper abdominal surgery in the UK	122
FIGURE 22 The PRISMA flow chart: identification process of economic studies	130
FIGURE 23 Forest plot showing the results of meta-analysis of the effect of ERP interventions on LOS following colorectal surgery, compared with usual treatment	175
FIGURE 24 Forest plot showing the results of meta-analysis of the effect of ERP interventions on LOS following colorectal surgery, compared with usual treatment	176
FIGURE 25 Forest plot showing the results of meta-analysis of the effect of ERP interventions on LOS following colorectal surgery, compared with usual treatment	176
FIGURE 26 Forest plot showing the results of meta-analysis of the effect of ERP interventions on LOS following lower limb arthroplasty, compared with usual treatment	177
FIGURE 27 Forest plot showing the results of meta-analysis of the effect of ERP interventions on LOS following lower limb arthroplasty, compared with usual treatment	177
FIGURE 28 Forest plot showing the results of meta-analysis of the effect of prehab interventions on LOS following lower limb arthroplasty, compared with usual treatment	177
FIGURE 29 Forest plot showing the results of meta-analysis of the effect of prehab interventions on LOS following lower limb arthroplasty, compared with usual treatment	178
FIGURE 30 Forest plot showing the results of meta-analysis of the effect of prehab interventions on LOS following cardiac surgery, compared with usual treatment	178
FIGURE 31 Forest plot showing the results of meta-analysis of the effect of prehab interventions on LOS following cardiac surgery, compared with usual treatment	178

List of supplementary material

Report Supplementary Material 1 Clinical effectiveness search strategies for other databases

Report Supplementary Material 2 Non-prioritised studies eligible for inclusion in the effectiveness arm of the review

Report Supplementary Material 3 Tables providing full descriptions of interventions used within each study within each procedural group

Report Supplementary Material 4 Full quality assessment for prioritised effectiveness studies

Report Supplementary Material 5 Tables of results for evidence from randomised controlled trials

Report Supplementary Material 6 Tables of results for evidence from the UK

Report Supplementary Material 7 Tables for cost-effectiveness arm of the review

Supplementary material can be found on the NIHR Journals Library report project page (www.journalslibrary.nihr.ac.uk/programmes/hsdr/164722/#/documentation).

Supplementary material has been provided by the authors to support the report and any files provided at submission will have been seen by peer reviewers, but not extensively reviewed. Any supplementary material provided at a later stage in the process may not have been peer reviewed.

Glossary

Abdominal Relating to the abdomen, that is, the anatomical region between the thorax (chest) and pelvis, including the stomach, small and large intestines, pancreas, liver and gallbladder.

Cardiac Relating to the physiology of the heart.

Care pathway (or patient care pathway) Separated into five distinct phases in relation to a hospital admission: pre admission; after admission but before treatment; perioperative/during treatment; postoperative but before discharge; and post discharge.

Colorectal Relating to the physiology of the rectum, anus and colon.

Comprehensive geriatric assessment A multidisciplinary diagnostic and treatment process that identifies the medical, psychosocial and functional limitations of an older person. The aim of a Comprehensive Geriatric Assessment is to develop a co-ordinated and integrated plan for the needs of the patient.

Enhanced recovery after surgery A multidisciplinary approach to caring for surgical patients involving surgeons, anaesthetists, nurses and allied health professionals. Enhanced recovery after surgery programmes typically follow a protocol involving preoperative assessment, minimally invasive surgery wherever possible, and a structured approach to postoperative care. The aims of enhanced recovery after surgery include improving patient experience and reducing postoperative complications and hospital length of stay. It is associated with the ERAS Society.

Enhanced recovery protocol (or programme or pathway) A multicomponent intervention that includes the delivery of health-care components at multiple stages of the patient care pathway.

Hospitalist A physician in the USA who specialises in the general medical care of hospitalised patients, both within hospital and in related outpatient care.

Inpatient A person admitted to hospital for at least one night.

Kinesiologist A care professional with training in kinesiology, which is the study of human body movements, performance and function, combining knowledge from biomechanics, anatomy, physiology, psychology and neuroscience. It is not a licensed or officially recognised profession in most countries.

Length of stay The time a patient stays in hospital, usually measured in days.

Lower limb arthroplasty The surgical reconstruction or replacement of joints of the lower limb, most commonly the hip or knee.

Multicomponent intervention An intervention that has two or more components that could otherwise be delivered as independent interventions.

Pedometry The measurement of distance (usually walking distance within a given time) or another physical activity using a pedometer.

Pelvic Relating to the pelvis, that is, the lower part of the torso between the abdomen and thighs.

Prehabilitation (or 'prehab') The process of preparing a patient for a medical intervention such as a surgical procedure. This can involve physical strengthening, making dietary changes or engaging with learning materials. The aim of prehabilitation is to optimise the patient's physical health and well-being before a medical intervention with a view to facilitating a rapid recovery after the intervention.

Rehabilitation (or 'rehab') The assisted process of recovery following a medical intervention. Rehabilitation can involve physical, occupational and mental health therapies that aim to improve a patient's post-treatment recovery.

Resident In hospital systems in the USA and some other countries, a qualified doctor or physician who is undergoing postgraduate training (e.g. in a particular medical specialty) and practises medicine in that setting under the supervision of more senior, fully qualified, clinicians.

Staff mix In a hospital setting, the organised deployment of various clinical and non-clinical staff roles with the aim of optimising patient care, including reducing length of hospital stay.

Thoracic Relating to the anatomical region of the chest (or thorax), in particular the heart and lungs.

Upper abdominal Relating to the upper abdomen, that is, the anatomical region containing the stomach, spleen, pancreas, kidneys, liver and gallbladder.

Vascular Relating to the system of vessels that move fluids around the body, including the arteries, veins, lymph vessels and lymph nodes.

List of abbreviations

AMED	Allied and Complementary Medicine Database	MeSH	medical subject heading
CABG	coronary artery bypass graft	OR	odds ratio
CGA	comprehensive geriatric assessment	PACP	preoperative assessment with care plan
CHEC	Consensus Health Economic Criteria	PRISMA	Preferred Reporting Items for Systematic reviews and Meta Analyses
CI	confidence interval	PT	physiotherapist
CINAHL	Cumulative Index to Nursing and Allied Health Literature	QALY	quality-adjusted life-year
EPHPP	Effective Public Health Practice Project	RCT	randomised controlled trial
EQ-5D	EuroQol-5 Dimensions	SD	standard deviation
ERAS	enhanced recovery after surgery	SF-36	Short Form questionnaire-36 items
ERP	enhanced recovery protocol	UBA	uncontrolled before-and-after
GP	general practitioner	WHO	World Health Organization
HMIC	Health Management Information Consortium	WOMAC	Western Ontario and McMaster Universities Osteoarthritis Index
LOS	length of stay		

Plain English summary

The problem and why it is important

Patients aged ≥ 60 years are more likely to experience difficulties such as falls, confusion and infections when they are admitted to hospital. To reduce risk of these difficulties, people should not spend any longer in hospital than they need to. We do not know if there are ways to increase the speed of recovery that work well for older people.

What we aimed to achieve

We were interested in whether or not hospitals can reduce the unnecessary time that patients aged ≥ 60 years spend in hospital for planned treatment, and if this can save money.

How we did it

We looked at international and UK studies to gather evidence about strategies used to improve recovery for people aged ≥ 60 years going to hospital for any planned treatment. We were interested in strategies that combined several treatment elements to reduce time spent in hospital and improve patient recovery.

Patient and public involvement

A group of patients and members of the public were involved from the beginning of the project. They helped us plan our research and interpret what we found.

Main messages

We found a lot of research on this topic. It showed that the different strategies either reduced time spent in hospital and improved patient recovery or were no worse than normal care.

However, the voices of patients and the public were not widely reported. Patient satisfaction, mental health and quality of life were rarely considered, and recovery after hospital discharge was not often measured.

What should happen next?

We need to find out more about the patient's experience of the strategies that were looked at in this research and to listen to the patient voice. More research is needed on the effect that these strategies have on patient recovery and service use after discharge from hospital.

Scientific summary

Background

Globally, life expectancy is increasing, and so is the population of older adults. The Office for National Statistics forecasts that the population of adults aged ≥ 75 years in the UK will rise from around 5.8 million to 10 million over the next 20 years. The mean age of hospital inpatients in the UK increased from 49 to 53 from 2006 to 2016; in the same period, the number of 60- to 65-year-olds admitted to hospital increased by 57%. The needs of older adults undergoing planned admissions may differ significantly from those of their younger counterparts. They may present with multimorbidity, polypharmacy, cognitive impairment and social challenges, and are at increased risk of adverse events during and after surgery.

Such difficulties can prolong the inpatient stay or prevent discharge to home altogether. Lengthy hospital stays can increase the risk of complications such as falls, sarcopenia, hospital-acquired infections and cognitive decline. These complications also increase demand on bed space, resources and increased cost of care. It is therefore important for hospitals to optimise the time that older adults spend in hospital. An opportunity exists to develop strategies to achieve this for planned procedures.

Hospital-led, multicomponent organisational strategies to accelerate recovery and reduce inpatient length of stay after planned admissions have been evaluated in some surgical specialties in working-age adults in particular. However, it is not known whether or not such interventions are effective and cost-effective in older adults.

Objectives

This review aimed to answer two questions:

1. What is the effectiveness of hospital-led multicomponent interventions to reduce length of stay for older adults following planned admission?
2. What is the cost-effectiveness of hospital-led multicomponent interventions to reduce length of stay for older adults following planned admission?

Methods

Data sources

The methods to identify and select evidence followed best practice. We identified effectiveness studies by searching bibliographic databases including MEDLINE (via Ovid), MEDLINE In-Process & Other Non-Indexed Citations (via Ovid), EMBASE (via Ovid), HMIC (Health Management Information Consortium) (via Ovid), CENTRAL (Cochrane Central Register of Controlled Trials) (via The Cochrane Library), CINAHL (Cumulative Index to Nursing and Allied Health Literature) (via EBSCOhost) and AMED (Allied and Complementary Medicine Database) (via EBSCOhost); forwards and backwards citation searching included studies; inspecting reference lists of topically similar systematic reviews; carrying out web searches; consulting stakeholders; contacting authors of potentially relevant conference abstracts and carrying out cost-effectiveness searches. No English-language filter was used; however, we limited retrospectively the search results to studies published from 2000. This strategy was duplicated, with the use of a cost study design filter, to identify cost-effectiveness evidence.

Study selection

The following inclusion criteria were applied to records identified by both the effectiveness and the cost-effectiveness searches.

Population

Older adults (i.e. the mean or median age of the sample was at least 60 years), undergoing planned (i.e. elective) hospital treatment requiring inpatient admission.

Intervention

Any multicomponent, hospital-based intervention for inpatients receiving planned procedures, aiming to reduce length of stay in hospital or improve recovery.

Comparator

Any comparator.

Outcomes

Any metric of length of stay in hospital.

Study design

We included any comparative study design. For the cost-effectiveness evidence, studies had to be economic evaluations or comparative cost studies.

Geographical context

High-income countries as defined by the World Bank list of economies [*World Bank List of Economies (June 2017)*]. URL: <http://iccmoot.com/wp-content/uploads/2017/07/World-Bank-List-of-Economies.pdf> (accessed 20 September 2018)].

Study selection

The inclusion and exclusion criteria were independently applied to the title and abstract of each citation by two reviewers, with disagreement resolved through discussion. This process was repeated for the full text of each paper provisionally meeting the inclusion criteria.

Data extraction

Data extraction was performed by one reviewer and checked by a second, with disagreements settled through discussion. Extracted data included relevant details about the study population, setting/context, intervention, comparator and clinical and patient-reported outcome data, plus costs or cost-effectiveness if reported.

Quality assessment strategy

Each prioritised study (see *Synthesis methods*) was assessed independently by two reviewers using the Effective Public Health Practice Project Quality Assessment Tool for Quantitative Studies, and additionally with the Consensus Health Economic Criteria list for cost-effectiveness studies. Any disagreements were resolved through discussion. Quality assessment informed the interpretation of evidence, and was not used to exclude studies.

Synthesis methods

We prioritised the following categories of includable effectiveness studies for synthesis: (1) randomised controlled trials conducted in any high-income country; and (2) any includable study design conducted in the UK. This facilitated a manageable synthesis based on both the highest-quality and the most relevant evidence available. Cost-effectiveness evidence was synthesised if it related to studies in group (1) or (2) above.

Studies were categorised based on the anatomical location of the procedures (all of which were surgical): cardiac, colorectal, lower limb arthroplasty, pelvic, thoracic, tumour removal at various locations, upper abdominal, vascular, and mixed/various procedures. Interventions were classified into broad categories:

1. Enhanced recovery protocols: consisting of components at multiple stages of the care pathway, such as minimal preoperative fasting, standard anaesthetic protocols, early mobilisation and early oral nutrition.
2. Prehabilitation (prehab): focusing on preoperative (usually pre-admission) components preparing patients for surgery, such as exercise programmes or nutritional optimisation.
3. Preoperative assessment with care plan: assessment prior to hospital admission, with subsequent care plan, such as comprehensive geriatric assessment.
4. Rehabilitation (rehab): focusing on postoperative components to improve or speed up recovery, such as a programme of physical exercises to improve strength and flexibility.
5. Specialist ward: patients recover in a procedure-specific and/or ring-fenced ward, with features such as restricted opening times, specialist staff or extra infection control measures.
6. Staff mix: the main active ingredient is the provision of particular numbers or types of staff, such as a team of geriatricians.

Comparators were grouped in the same way, with an additional category of 'usual care'.

Outcomes were considered as 'clinical' or 'patient-reported'. 'Clinical' outcomes included length of stay, re-admissions, complications, use of additional care, surgical process outcomes, morbidity and mortality. 'Patient-reported' outcomes included mental health, quality of life, satisfaction and markers of physical recovery. Effectiveness and cost-effectiveness outcomes of interest were tabulated and summarised in order of procedural group.

Randomised controlled trials conducted in any high-income country were considered separately from studies of any design that were conducted in the UK.

Between-group differences were analysed where possible, with data imputed where appropriate. A random-effects meta-analysis was performed with data from randomised controlled trials when the procedure group, intervention type, comparator type, and outcomes were similar and the data were available. The relative effectiveness of different interventions was explored further with a narrative synthesis.

Publication bias was assessed across all procedure and intervention categories from randomised controlled trials by visual inspection of funnel plots.

Expert clinical advisors and patient and public involvement

Expert clinical advisors were involved throughout the review, from development of the protocol to interpreting preliminary results, identifying key messages for dissemination and supporting the preparation of the final report and other outputs. We also consulted regularly with a group of older adults who had experience of being admitted to hospital overnight for a planned procedure.

Findings

We identified 10,448 unique records. The full texts of 583 papers were sought for further consideration. In total, 218 articles met the inclusion criteria for this review.

Seventy-three studies, reported in 80 articles, containing data for 26,365 patients, met the criteria for further synthesis. Thirty-four randomised controlled trials were conducted outside the UK in a total of 15 countries, and 39 studies were from the UK, of which 12 were randomised controlled trials. The remaining 138 articles were tabulated and summarised.

Key findings: randomised controlled trials

The majority of randomised controlled trials were evaluations of interventions to improve recovery from colorectal surgery ($n = 17$) or lower limb arthroplasty ($n = 13$). Within the colorectal surgery evidence, the majority of trials ($n = 10$) evaluated enhanced recovery protocol interventions, with pooled evidence indicating a beneficial reduction in length of stay of around 1.5 days (Cohen's $d = -0.51$, 95% confidence interval -0.78 to -0.24 , $p < 0.001$; $n = 10$ groups pooled). There was evidence that various markers of physical recovery after colorectal surgery (mobilisation goals, passage of flatus or stool, pain control goals) were achieved earlier in patients receiving enhanced recovery protocols than in those receiving usual care. All other outcomes were either improved with enhanced recovery protocols or similar between enhanced recovery protocols and usual care.

Most evidence for strategies to improve recovery from lower limb arthroplasty came from five randomised controlled trials evaluating enhanced recovery protocol interventions and five evaluating prehab interventions. However, only two studies in each intervention category provided length of stay data that could be meta-analysed. In each category, the intervention was associated with a reduction in length of stay. This effect was large and associated with a decreased stay of 3.3 days with enhanced recovery protocols (Cohen's $d = -1.26$, 95% confidence interval -1.62 to -0.89 , $p < 0.001$, $n = 2$ groups pooled), and of medium size and associated with a stay 2.5 days shorter with prehab (Cohen's $d = -0.53$, 95% confidence interval -0.77 to -0.28 , $p < 0.001$, $n = 2$ groups pooled). Evidence for other outcomes was scarce in enhanced recovery protocol trials but usually indicated no difference between groups or improvements with enhanced recovery protocols. Studies evaluating prehab interventions collected more evidence about patient-reported outcomes, which either were similar to those from usual care or improved with the intervention.

Evidence from randomised controlled trials for other procedures was spread between cardiac ($n = 6$ randomised controlled trials), upper abdominal ($n = 5$), pelvic ($n = 2$), vascular ($n = 2$) and thoracic ($n = 1$) surgeries, with one trial focusing on operations to remove tumours at various sites. The evidence was dominated by enhanced recovery protocol ($n = 8$) and prehab ($n = 5$) interventions.

Where meta-analysis was performed within these procedure groups, enhanced recovery protocol interventions were associated with a reduced length of stay of just over 5 days in patients receiving upper abdominal surgery ($d = -1.04$, 95% confidence interval -1.55 to -0.53 , $p < 0.001$; $n = 5$ groups pooled), with 61% lower odds of sustaining complications in the same five studies (odds ratio 0.39, 95% confidence interval 0.24 to 0.64; $p < 0.001$); Prehab interventions were associated with a reduction in length of stay of 0.7 days in patients undergoing cardiac surgery ($d = -0.35$, 95% confidence interval -0.68 to -0.02 , $p = 0.04$; $n = 3$ studies pooled).

The quality of evidence available was usually 'moderate' or 'weak' overall, with particular concerns over the methods used to collect data, lack of a definition of length of stay, and unclear reporting of blinding of assessors and participants. Despite these limitations, evidence from randomised controlled trials indicated that interventions, particularly enhanced recovery protocols, either improved outcomes and reduced length of stay, or did not cause detrimental effects to patients, compared with usual care.

Evidence from the UK: key findings

Twelve randomised controlled trials, three controlled trials and 24 uncontrolled before-and-after studies were from the UK. The largest groups of evidence from the UK were concerned with recovery from lower limb arthroplasty ($n = 15$ studies) and colorectal ($n = 7$) or upper abdominal ($n = 6$) surgery.

Enhanced recovery protocol interventions dominated the UK evidence for lower limb arthroplasty, with 13 studies evaluating this type of strategy to improve recovery. Although six of these studies did not report useable variance data, precluding secondary analysis of length of stay, all of the other seven studies evaluating enhanced recovery protocol interventions reported a statistically significant reduction in length of stay. Reductions in length of stay ranged from under 1 day to nearly 4.5 days. Reporting of additional outcomes was generally poor in these studies, but there was no evidence of a detrimental effect with enhanced recovery protocols, and some studies showed statistically significant improvements in markers of recovery in particular.

All trials seeking to improve recovery from colorectal surgery evaluated enhanced recovery protocol interventions. Evidence for length of stay came from only three studies, two of which indicated a statistically significant reduction with enhanced recovery protocols. Complications were usually similar between enhanced recovery protocol and usual care groups, except for two studies, in which the odds of experiencing complications were reduced with the enhanced recovery protocol. Other outcomes were unaffected by the intervention.

Five of the six studies in the upper abdominal category were enhanced recovery protocol interventions. There were statistically significant reductions in length of stay in three of the four groups providing relevant data, ranging from 3 to over 5 days with enhanced recovery protocols. Other outcomes were largely similar between enhanced recovery protocol and usual care groups, but three of the four studies reporting markers of recovery observed a statistically significant improvement with enhanced recovery protocols in at least one outcome.

As with the evidence from randomised controlled trials, the evidence from the UK either favoured the intervention or showed no difference from usual care. Study quality was usually rated as 'moderate' or 'weak'. The large number of non-randomised studies automatically downgraded the quality rating of these studies.

Key findings: cost-effectiveness

Only 15 prioritised studies included cost data or cost-effectiveness evaluations. Costs were largely driven by length of stay and thus cost-effectiveness evidence broadly reflected effectiveness findings, effective interventions being associated with reduced costs. However, the evidence was generally of low quality and highly heterogeneous. The best evidence came from four evaluations of enhanced recovery protocols in lower limb arthroplasty patients, all of which suggested that the intervention saved money compared with usual care.

Summary

The findings were generally in favour of interventions to reduce length of stay and/or improve recovery in older adults undergoing elective surgery requiring inpatient admission. The evidence was particularly focused around colorectal surgery and lower limb arthroplasty, and enhanced recovery protocol or prehab interventions. Enhanced recovery protocol and prehab interventions often led to improved recovery, including reduced length of stay, or had no detrimental effect on reported wider outcomes. However, broader outcomes, particularly relating to patient satisfaction and experiences after discharge, were lacking.

Strengths and limitations

This is the first systematic review to bring together and evaluate evidence about multicomponent interventions of any type aiming to improve recovery and reduce length of stay following planned admissions in older adults. We used best practice methods to identify, select, appraise and synthesise the evidence and throughout the review process we have incorporated the views of both clinical experts in the field and patients with experience. Our findings are based on both the highest-quality (i.e. randomised controlled trials) and most relevant (i.e. UK-based) evidence for the UK audience.

The quality of included studies was mostly 'weak' or 'moderate', and some interventions and procedures remain under-researched. Outcomes were often reported in a format that precluded analysis, preventing a large number of studies from contributing to pooled analyses of length of stay. The impact of interventions on long-term patient outcomes or implications for the wider health and social care system were not reported in the majority of included studies.

Conclusions

Multicomponent interventions to reduce length of stay and improve recovery in older adults undergoing elective surgeries requiring inpatient admission were often effective and/or did not adversely affect clinical or patient outcomes. There is clear evidence of the effectiveness of enhanced recovery protocol interventions in colorectal surgery, lower limb arthroplasty and, to a lesser extent, upper abdominal surgery to support this.

Research recommendations

Although the combinations of components within enhanced recovery protocol interventions may yet be refined, this review suggests that the focus of future studies could move away from whether or not a protocol is effective compared with usual care, and focus on factors that may affect the implementation and uptake of interventions with consistency across institutions. Furthermore, effectiveness studies should consider the longer-term implications of reduced length of stay for patient recovery and the health-care system, and seek to integrate the patient voice into evaluations.

Study registration

This study is registered as PROSPERO CRD42017080637.

Funding

Funding for this study was provided by the Health Services and Delivery Research programme of the National Institute for Health Research.

Chapter 1 Background

Hospital use by older adults in the UK

Data from the World Health Organization¹ indicate that most people across the world can now expect to live until they are aged ≥ 60 years; this is attributed to reduced mortality from childbirth and childhood illness and to declining mortality for older individuals in low-, middle- and high-income countries.^{2,3} In the UK, the number of people aged ≥ 60 years is expected to increase from 14.9 million in 2014 to 21.9 million in 2039, with the life expectancy for men and women being 79.4 and 83.1 years, respectively, in 2017.⁴ In England, the number of treatment episodes associated with inpatient and day-case activity recorded in NHS hospitals increased from 12.7 to 16.3 million between 2005/6 and 2015/16.⁵ During the same period, there was a steady increase in the number and age of patients admitted to hospitals, with the number of combined elective and emergency admissions of patients aged 60–65 years increasing by 57% and the mean patient age increasing from 49 to 53 years.⁵

In 2015/16, the largest number of elective and emergency procedures were conducted in patients aged between 65 and 69 years, with the most common procedures in this age group involving bones and joints, diagnostic tests, rehabilitation, the upper and lower digestive tract, and the eye.⁵ Older adults admitted to hospital for elective procedures may present a different patient profile from that of younger adults. For example, they may be more likely to have transport difficulties,⁶ they may be in poor physical health or living with frailty,⁷ or they may be socially isolated⁸ or have living arrangements that require additional support following discharge.⁹ Older adult hospital inpatients are also at increased risk of peri- or postoperative complications, such as delirium, falls, hospital-acquired infection, pressure sores, muscle wasting (sarcopenia), loss of mobility, poor nutrition and dehydration, cognitive decline and reduced psychological well-being.^{10–17} Admission to hospital may also result in the recognition of a previously unidentified frailty syndrome, which is then destabilised by an inpatient hospital stay,¹⁸ leading to additional assessment and/or organisation of follow-up care before the patient can be discharged. Such complications can impede patients' recovery, increase their length of stay (LOS) in hospital and influence their discharge destination.¹³ As a result, care pathways may need to be specialised to allow appropriate and effective care.

Within the current financial climate, NHS hospitals are under increased pressure to maintain or improve their provision of care, and ensure the cost-effective delivery of services. The increased number of hospital admissions in an increasingly ageing population indicates that there are both patient-care and financial drivers of the need to manage the length of time older adults need to spend in hospital.

Length of hospital stay as a key outcome

Optimising the LOS in hospital does not consist solely of reducing the number of days until discharge. Discharge should occur when the patient is physically prepared¹⁹ and is involved in the decision to discharge²⁰ and when appropriate post-discharge support is in place.²¹ Thus, the LOS in hospital could be considered a composite outcome, encompassing multiple indicators of readiness for discharge.

Although LOS is a key outcome, and the primary focus of this review, the patient care pathway does not end on leaving the hospital, and nor does LOS encompass all aspects of patient recovery and well-being. Measures of additional health resource use, hospital re-admissions and complications, as well as indicators of patient recovery and well-being, are of interest when judging the success of treatment.

Hospital-based multicomponent interventions to manage length of hospital stay for planned admissions

Although identifying the optimal point of discharge can be a challenge for health-care practitioners to address on an individual basis, opportunities exist to streamline organisational processes to enhance recovery after treatment and reduce the risk of complications during hospital stay. Although LOS for patients undergoing high-volume procedures has been decreasing overall, large variation remains among patients undergoing the same procedure across different organisations.²² A Nuffield Trust report²³ indicated that around half of patients experiencing delayed discharge had done so because of factors under the direct control of the hospital. In 2007, the Royal College of Surgeons of England²⁴ suggested separating the organisational structures and processes used for people admitted for elective surgery from those used for emergency admissions in order to establish a more predictable workflow, improve continuity of care and reduce LOS. Planned stays, in contrast to emergency admissions, offer hospitals and the wider health and social care systems a more predictable opportunity to structure the organisation and delivery of their service in order to reduce expected risks and optimise patient recovery.

Several organisational strategies or interventions have been developed and implemented both in the NHS and worldwide with a view to standardising service delivery and improving patient recovery and LOS. Comprehensive geriatric assessment (CGA)²⁵ and enhanced recovery after surgery (ERAS)/enhanced recovery protocols (ERPs)²⁶ are examples of such interventions. These are considered to be 'multicomponent' interventions in that they combine several different aspects of care that could be delivered individually otherwise.

ERAS Society guidelines²⁷ exist for multiple planned procedures, aiming to provide explicit recommendations for health-care professionals and detailing the care that a patient should expect to receive throughout their inpatient journey. These include preoperative, intraoperative and postoperative aspects of care. Evidence from several systematic reviews indicates the efficacy of the ERAS/ERP^{26,28} or 'care pathways'²⁹ and CGA^{30,31} approaches in reducing patient LOS, or improving other patient outcomes, among both patients undergoing elective procedures and those undergoing emergency procedures.³² However, systematic reviews in this area frequently do not specifically address older adults^{26,32} or common elective procedures requiring overnight hospital stays in this population,²⁸ or focus on only one specific part of the patient care pathway, for example discharge arrangements.^{9,33,34} Therefore, there is currently a lack of synthesised evidence examining the effectiveness of all multicomponent interventions to improve recovery and/or reduce LOS in older adults undergoing elective treatments requiring inpatient admission.

Aims and objectives of the review

This review aims to assess the effectiveness of multicomponent organisational interventions that aim to improve or accelerate the recovery of older adults undergoing planned (i.e. 'elective', non-emergency) treatments requiring hospital inpatient admission.

We will address two research questions:

1. What is the effectiveness of hospital-based multicomponent interventions in reducing length of inpatient stay in hospitals for older adults following planned admission?
2. What is the cost-effectiveness of hospital-based multicomponent interventions in reducing length of inpatient stay in hospitals for older adults following planned admission?

Chapter 2 Methods

The methods used to identify and select evidence followed best practice.^{35–37} A protocol was registered on the PROSPERO database (PROSPERO CRD42017080637).

Search strategy

We identified effectiveness studies by searching bibliographic databases, conducting forwards and backwards citation searching of studies that met the inclusion criteria for the review, inspecting the reference lists of topically similar systematic reviews, carrying out web searches, consulting stakeholders, and contacting authors of potentially relevant conference abstracts. We also identified effectiveness studies via the cost-effectiveness searches. Cost-effectiveness studies were identified in the same way, but with adapted search terms (see below) and by inspecting studies in the effectiveness arm of the review for cost data.

The bibliographic database search strategy for effectiveness studies was developed using MEDLINE (via Ovid) by an information specialist (SB) in consultation with the review team and the stakeholders. Search terms were derived from the titles and abstracts of relevant studies identified from background searches and supplemented with relevant synonyms. The search strategy used controlled headings (e.g. MeSH in MEDLINE) wherever appropriate and free-text terms (i.e. terminology used in the titles and abstracts of studies). A multistranded approach was used to maximise the sensitivity of the search as a result of uncertainty about the specific names of procedures and interventions of interest, as follows.

Group 1 terms: included terms for older people and elective procedures commonly undergone by older people. Because we could not be certain of specifying all relevant elective procedures, and nor could we rely on relevant studies describing the population group in the title or abstract, these two sets of terms were combined using the 'OR' Boolean operator.

Group 2 terms: included generic terms for multimodal interventions for reducing LOS, such as 'ERAS' and 'fast-track', and common components of these interventions, such as 'early ambulation' and 'nutritional support'. We also included terms that described reducing LOS, using the format 'length' adjacent to 'stay' adjacent to 'reducing'. Because we could not be certain of specifying all relevant interventions, we combined the intervention terms and terms that described their intended effect (reducing LOS) using the OR Boolean operator.

The search terms in groups 1 and 2 were combined using the AND Boolean operator and limited using a study type filter. The filter was developed using adapted versions of Royle and Waugh's^{38,39} simplified approaches to identifying randomised controlled trials (RCTs), and the Cochrane Effective Practice and Organisation of Care (EPOC) group's suggested terminology for identifying non-randomised trials, controlled before-after studies and interrupted time series (Paul Miller, EPOC, 23 August 2017, personal communication). We also inspected the titles, abstracts and controlled headings of known relevant studies. No English-language or date filter was used; however, we retrospectively limited the search results to studies published from 2000 to date of searches using the sort by date feature in EndNote (EndNote X7, Thomson Reuters, New York, NY, USA). This date limit was selected because of the increasing prevalence of so-called 'enhanced recovery pathways' in the early 2000s, following the work of Kehlet and colleagues.^{40–43} In addition, we wanted to limit the extent to which 'usual care' could be considered far removed from current day-treatment pathways.

The MEDLINE search strategy was translated for use in a selection of bibliographic databases, chosen because they were felt to be most likely to contain primary studies most relevant to our research questions. The full set of bibliographic databases comprised:

- MEDLINE (via Ovid)
- MEDLINE In-Process & Other Non-Indexed Citations (via Ovid)
- EMBASE (via Ovid)
- Health Management Information Consortium (HMIC) (via Ovid)
- Cochrane Central Register of Controlled Trials (CENTRAL) (via The Cochrane Library)
- Cumulative Index to Nursing and Allied Health Literature (CINAHL) (via EBSCOhost)
- Allied and Complementary Medicine Database (AMED) (via EBSCOhost).

We also searched for studies using the Google Scholar™ and Google™ (Google, Inc., Mountain View, CA, USA) web search engines. The search strategies for MEDLINE, Google Scholar and Google Search are reproduced in *Appendix 1*, with the search strategies for other bibliographic databases reported in *Report Supplementary Material 1*.

The bibliographic database search for the cost-effectiveness review used the same search strategy as above, except the effectiveness study filter was replaced with a cost-effectiveness study filter. The cost-effectiveness filter was derived from a published search for cost-effectiveness studies developed by the team's information specialist (SB) and refined to meet the specific requirements of our review in discussion with an experienced health economist (RA).⁴⁴ The search results were date limited from 2000 to date of search. No English-language filter was applied.

The search strategy was translated for use in an appropriate selection of bibliographic databases, including:

- MEDLINE (via Ovid)
- MEDLINE In-Process & Other Non-Indexed Citations (via Ovid)
- HMIC (via Ovid)
- NHS Economic Evaluation Database (NHS EED) (via Ovid) (although this was discontinued in March 2015, it can still be searched as an historical archive).

The results from the bibliographic database searches and Google Scholar were exported to EndNote X7 and deduplicated by manually checking and using the automatic deduplication function. The results from Google Search were copied and pasted into a Microsoft Word (version 14.0; Microsoft Corporation, Redmond, WA, USA) document for screening, as Google Search has no export function.

We carried out forwards and backwards citation searching on all prioritised studies that met the inclusion criteria (as detailed in *Study selection*). Web of Science (via Clarivate Analytics), Scopus (via Elsevier) and Google Scholar were used for forward citation searching. If a study was not indexed in Web of Science we searched Scopus, and if it was not indexed in Scopus we searched Google Scholar. Backwards citation chasing was conducted manually by inspecting the reference lists of prioritised studies that met the inclusion criteria.

The first authors of relevant conference abstracts from 2014 to date were contacted by e-mail to ascertain whether the study had been subsequently, or was soon to be, published as a journal article. Conference abstracts published before 2014 were not followed up on the assumption that they would have been published as a journal article already. Finally, we screened studies and the publication lists of authors suggested to us by our stakeholders.

Inclusion and exclusion criteria

The following inclusion and exclusion criteria were applied.

Population

Studies were included if patients:

- were older adults, defined by the mean or median age of study participants being ≥ 60 years, based on the cut-off point agreed by the United Nations¹
- were undergoing planned hospital admission for either surgical or non-surgical procedures/diagnostic tests, for example –
 - hip/knee replacement
 - cardiac surgery
 - oncological surgery.

Studies were excluded if patients:

- were undergoing an unplanned (i.e. non-elective or emergency) admission, as a result of an emergency or acute incident, for example following –
 - hip fracture
 - stroke
 - heart attack
 - acute injury
- were receiving hospital treatment that did not require an overnight stay (e.g. day surgery)
- had been admitted to psychiatric hospitals
- had been admitted to hospital for a medical investigation that resulted in an unplanned inpatient stay.

Intervention

The intervention was any multicomponent hospital-based intervention or strategy for patients receiving planned care as an inpatient, which either explicitly aimed to reduce LOS or aimed to improve recovery (or used equivalent language in the aims of the strategy, e.g. 'accelerate rehabilitation').

Studies were included if:

- the intervention had multiple components
- a pre-treatment assessment was included, as long as there was detail of how the assessment influenced the patient care plan or care pathway in hospital
- the intervention was deemed to be hospital-led, judged subjectively on the basis of whether the majority, or the core elements, of an intervention took place in hospital and/or were delivered by hospital staff
- the comparison within the study related to altered care or patient recovery during the hospital stay.

Examples of potentially includable interventions were:

- ERAS as described by the ERAS Society²⁷
- ERP
- the use of a CGA to inform a care pathway
- multidisciplinary assessment to inform a recovery plan
- a rehabilitation programme consisting of a variety of exercises
- multicomponent fast-track surgery programmes.

Studies were excluded if:

- the intervention focus was surgical technique
- the intervention was pharmacological, unless it was part of a broader recovery pathway
- the intervention was focused only on discharge planning or only on pre-treatment assessment (e.g. CGA alone) and did not result in actions affecting the hospital stay
- the intervention was not hospital-led (e.g. it was a community care programme, a general practitioner (GP) assessment or an intervention based in a nursing home)
- the intervention had a single component, that is, it featured the administration of only a single dose or bout of an intervention, or it was delivered at a single time point and modality.

Examples of excludable interventions were:

- early mobilisation in isolation
- CGA to identify odds of adverse events, without informing a care plan
- pre-treatment information materials.

Comparator(s)

The comparator was any type of control group or comparator, for example 'treatment as usual', 'usual hospital care', 'pre-pathway implementation' or 'usual best clinical practice'.

Outcomes

The outcome was any metric of LOS.

Other key outcomes that were of interest, but did not influence a study's eligibility for inclusion, were:

- re-admission rates
- patient-reported outcomes
- feedback/experiences of patients, carers or clinicians
- additional health-care use, including re-admission or the use of primary care post discharge
- incidence of within-hospital or post-discharge complications or harms (e.g. falls, delirium, sarcopenia).

For cost-effectiveness studies, economic outcomes were defined as the amount of resources used or costs incurred directly related to the outcome of interest where a change in that outcome directly resulted in the use of a different amount or different type of health-care resources. In addition to the outcomes extracted listed above, those relevant to research question 2 included:

- mean per-patient costs (and incremental cost between control and intervention)
- mean per-patient effectiveness/quality-adjusted life-years (QALYs) (and incremental effectiveness/QALYs between control and intervention)
- total and mean intervention cost (and comparator)
- incremental cost-effectiveness ratio (from any included cost-effectiveness or cost-utility analyses)
- net benefit or net monetary benefit (from cost-benefit analyses).

Study design

To answer review question 1, any of the following comparative study designs were included:

- RCT
- (non-randomised) controlled clinical trial
- controlled before-and-after study
- interrupted time series
- uncontrolled before-and-after studies.

The study designs included as economic studies were:

- cost-minimisation analysis
- cost–consequences analysis
- cost-effectiveness analysis
- cost–utility analysis
- cost–benefit analysis
- any comparative cost analysis comparing relevant interventions.

Studies were excluded if:

- methods of calculating cost outcomes were not reported.

Geographical context

Studies were included from any high-income country as defined by the World Bank list of economies.⁴⁵ This was to ensure that the studies included in this review were evaluating health systems that were broadly comparable.

Date of publication

The search was restricted to studies published from 2000 to date of search (see *Search strategy*).

Study selection

The inclusion and exclusion criteria were piloted on a sample of 100 records identified by the database searches by four reviewers (MN, LS, SB and RA) independently. Following discussion, the criteria were refined and applied to the title and abstract of each identified citation independently by two reviewers (LS, MN, SB), with disagreements resolved through discussion. The full text of each potentially relevant paper was obtained and assessed independently for inclusion by two reviewers (SB, MN, LS) using the same method. When necessary, the opinion of a third reviewer was sought (MN, LS, RA, JTC). EndNote software was used to support study selection. A Preferred Reporting Items for Systematic reviews and Meta Analyses (PRISMA)-style flow chart was produced, detailing the study selection process.

We took the pragmatic step of prioritising the following categories of includable studies for full data extraction and synthesis: (1) RCTs conducted in any high-income country and (2) studies of any of includable trial design and conducted in the UK. This step was taken to allow us to manage the size of the synthesis while ensuring that it was based on the highest quality of evidence available, and to allow us to focus on the most relevant evidence within the UK setting. Only cost-effectiveness evaluations associated with prioritised studies were of interest. Minimal data extraction (study details, design and location; sample size, age and reason for admission; intervention type and key features; comparator type; setting; stages of care affected by the intervention) was carried out for the studies that were not prioritised, and these features were tabulated (see *Report Supplementary Material 2, Table 1*). Cost-effectiveness studies that were eligible for inclusion but were not based on prioritised effectiveness studies are summarised in *Report Supplementary Material 7*.

Data extraction

A standardised, piloted data extraction form in Microsoft Excel® (Microsoft Corporation, Redmond, WA, USA) was used to collect data from each of the prioritised papers. Piloting the form for effectiveness studies involved each reviewer (MN, LS, SB) extracting an included study, which was then checked by another reviewer. Following this, all reviewers discussed ways to improve the form. This was repeated for the cost-effectiveness form by three reviewers (RA, LS and MN).

Data extraction was performed by one reviewer (effectiveness studies: MN, LS, SB; cost-effectiveness studies: RA, LS, MN) and checked by a second (effectiveness studies: LS, MN, SB; cost-effectiveness studies: RA, LS), with disagreements settled through discussion. The following data were extracted where applicable and reported.

Population

Number invited to participate, number randomised/included, dropouts and missing data, age, percentage female, place admitted to, reason for admission, comorbidities, discharge destination, other inclusion or exclusion criteria and any subgroup analysis.

Intervention

Intervention name, aim and description, who delivered the intervention, setting, recipient(s), use of manual/guidelines, frequency of each intervention component, duration of each intervention component and assessment of fidelity.

Comparator

As for intervention.

Outcome

All reported outcomes, as listed in *Inclusion and exclusion criteria, Outcomes*.

For cost-effectiveness studies, additional data summarising the cost methods used in each paper were extracted.

Quality assessment strategy

The quality of all prioritised studies was independently appraised by two reviewers (LS, MN, SB) using the Effective Public Health Practice Project (EPHPP) Quality Assessment Tool for Quantitative Studies, which is suitable for randomised and non-randomised study designs.⁴⁶ Disagreements between reviewers were resolved through discussion. An additional item was considered during quality assessment, namely whether or not LOS was clearly defined. This item was not included when scoring the global quality of each study.

Cost-effectiveness studies were subject to additional appraisal using the Consensus Health Economic Criteria (CHEC) list.⁴⁷ Each study was independently appraised by two reviewers (LS and MN) and checked by a third reviewer (RA). Quality assessment informed interpretation of findings, for example by qualifying statistically significant findings in cases of poor study quality, and was not used to exclude studies. Non-prioritised studies were not subject to quality assessment.

Synthesis methods

All studies were grouped into categories based on the anatomical location of the procedure. These groupings were informed by consultation with stakeholders and agreed by two researchers/clinicians (MN and AH) and were as follows: cardiac surgery, colorectal surgery, lower limb arthroplasty, pelvic surgery, thoracic surgery, tumour removal (various locations), upper abdominal surgery, vascular surgery and various surgeries. We expected that this approach would lead to interventions within each group sharing common features, aiding comparison between studies.

Interventions and outcomes were categorised by two researchers (MN and LS). Interventions were classified according to the following broad categories, which were based on terms found in the literature.

- ERP: an intervention consisting of components at multiple stages of the care pathway (i.e. pre admission; post admission but preoperative; perioperative; postoperative but prior to discharge; post discharge).

- Prehabilitation: characterised by a focus on preoperative (usually pre-admission) components.
- Preoperative assessment with care plan (PACP): an assessment prior to hospital admission, with a subsequent care plan for the patient.
- Rehabilitation: characterised by a focus on postoperative components to improve or speed up recovery, delivered while the patient was still in hospital or when they had been discharged; usually based on physical exercise.
- Specialist ward: this involved moving the patient to a different location in the hospital, or a ring-fenced ward, with aspects such as restricted opening times, specialist staff or extra infection control measures.
- Staff mix: the main active ingredient was the provision of particular numbers or types of staff, such as a team of geriatricians, or the provision of extra nurses at key time points.

Comparators were grouped in the same way, with the additional category 'usual care' available. The following synthesis was only applied to prioritised studies.

Outcomes were grouped into categories for ease of reporting by two researchers (MN and LS) and confirmed following discussion with stakeholders (JM, AH, DT, CL). Broadly, outcomes were considered as either 'clinical' or 'patient-reported' in nature. 'Clinical' outcomes included those outcomes obtained from patient records or accessed from a database, such as LOS, re-admissions, complications, use of additional care, surgical processes, morbidity and mortality. 'Patient-reported' outcomes were considered to be those outcomes that a patient might actively report (although some might be assessed by a third party), such as mental health, quality of life, satisfaction and markers of physical recovery. Outcome categories are defined, with examples, in *Appendix 2*.

After categorisation and collation of data, effectiveness findings were tabulated and summarised by procedural group. Surgical outcomes were not described but are available on request.

Data processing

Between-group differences were analysed where possible. For continuous outcomes, standardised mean differences were calculated, where possible, to assess the presence and magnitude of any differences between groups. For dichotomous outcomes, odds ratios (ORs) were calculated to assess the relative 'odds' of the event occurring in the intervention group, for example re-admissions or complications. Cohen's *d* was calculated for continuous outcomes to produce an effect size, with interpretation following Cohen's guidance (i.e. where $d = 0.2$ to 0.49 , class as 'small'; where $d = 0.5$ to 0.79 , class as 'medium'; and where $d = 0.8$ or above, class as 'large').⁴⁸ In addition, 95% confidence intervals (CIs) for the effect were calculated using the *metan* command in Stata (version 14.2, StataCorp, College Station, TX, USA). The mean (non-standardised) difference with 95% CIs was also calculated for the outcome, and the *p*-value for the difference was obtained using the *ttesti* command in Stata, using data from the two-tailed analysis.

Where the mean and standard deviation (SD) were not provided for continuous effectiveness outcomes, these were treated as described in *Appendix 3* to allow the analysis of as many data as possible from the included studies. Methods for imputing data were taken from Section 7.7.3 of the Cochrane Handbook for Systematic Reviews of Interventions Version 5.1.0,³⁶ except for the method for imputing data from the median and interquartile range, which was taken from the work of Wan and colleagues.⁴⁹ The calculations provided by Wan and colleagues also allow imputation to be performed when medians and ranges are provided; however, they are most suitable when data are normally distributed.⁴⁹ Based on this, we decided not to report imputed data when medians with ranges were provided because data for outcomes such as LOS were often highly skewed. To investigate the influence of imputed data on pooled effects, we performed sensitivity analyses on LOS meta-analyses using three scenarios: (1) include all data in the analysis, (2) exclude data imputed from medians and ranges and (3) exclude data imputed from medians and any form of variance statistic.

For dichotomous outcomes, ORs were calculated in Microsoft Excel using standard equations described in section 9.2.2 of the *Cochrane Handbook for Systematic Reviews of Interventions*, version 5.1.0.³⁶

In addition, the statistical significance of the OR was assessed by calculating a p -value from the z-score for the difference, and ascertaining 95% CIs. CIs were calculated using the following equation:

$$Z = \frac{(\hat{p}_1 - \hat{p}_2) - 0}{\sqrt{\hat{p}(1 - \hat{p})\left(\frac{1}{n_1} + \frac{1}{n_2}\right)}}, \quad (1)$$

where \hat{p}_1 is the proportion of 'successes' or occurrence in the experimental group \hat{p}_2 is the proportion of 'successes' or occurrence in the control group; and \hat{p} is the proportion of successes across the two groups combined. P -values were ascertained by referencing Z against normal distribution tables using the function *normdist* in Microsoft Excel. For the calculation of 95% CIs, we used the method described by Altman and Bland.⁵⁰

Throughout, p -values were reported at the levels of < 0.001 , < 0.01 and < 0.05 , and the actual value if > 0.05 . Interpretation of statistical significance was guided by considering the effect size, CI and p -value and whether or not the mean difference between groups was clinically significant, where appropriate.

Random-effects meta-analysis was performed with RCTs where, within a procedure group, studies evaluated the same intervention type (e.g. ERP), evaluated the same comparator type (e.g. (usual care) and reported the same outcomes (e.g. LOS) and from which useable data could be calculated. Forest plots were produced as part of the *metan* command in Stata. Pooled effects with 95% CIs and p -values were reported. Statistical heterogeneity was assessed using the I^2 -statistic, with greater values (range 0–100%) indicating greater heterogeneity.⁵¹ Meta-analysis was performed only when all combinable studies were RCTs. Meta-analysis of ORs was performed using log-transformed data.

When multiple outcomes were presented within the same outcome category, for a study included in the meta-analysis, one outcome was chosen as the 'best representative'. In the case of LOS, this meant the outcome that most closely accounted for the longest portion of the hospital stay, without consideration of re-admissions. For example, 'total LOS' would be chosen ahead of 'postoperative LOS'. LOS including re-admissions was not chosen because of the likelihood that small numbers of re-admissions, and varied reasons for re-admission leading to unpredictable duration of additional stay, were expected to skew data. For complication data, summary or composite outcomes were preferred, rather than incidences of specific complications. For example, 'total complications' or 'patients with complications' would be preferred to the breakdown of patients with specific complications. When only incidences of individual complications were listed by study authors, a summed outcome was calculated for entry into meta-analysis.

The effectiveness of interventions at reducing LOS and improving other patient outcomes was further explored utilising a narrative synthesis approach based on the methods used by Thomson *et al.*⁵² Within each procedural group, the intervention and outcomes of each study was summarised visually within a table to aid comparison across multiple outcomes and intervention types. The data for each type of intervention within a procedural grouping were examined to see if any differences between the sample, intervention characteristics or study quality could be related to the effectiveness of the intervention. Any characteristics that appeared to differentiate effective interventions from ineffective ones were then compared across different procedural groups where possible. Data provided by RCTs were considered separately from data provided by studies of any design that were conducted in the UK.

Publication bias

Publication bias was assessed across all procedure and intervention categories using a visual inspection of funnel plots (effect size vs. standard error of the effect size) for LOS. This method was used in line with the recommendations of Sterne and Egger.⁵³ Only standardised mean differences calculated from RCTs were entered into funnel plots. Funnel plots were produced using the *metafunnel* command in Stata.

Stakeholder and patient and public involvement

Stakeholder and patient and public involvement is described in *Chapter 3*.

Chapter 3 Stakeholder and patient and public involvement

Stakeholder engagement

Stakeholder involvement was incorporated throughout the review, from development of the protocol to making sense of preliminary results, identifying key messages for dissemination and supporting the preparation of the final report and other outputs. Consultation occurred through a series of individual face-to-face meetings, telephone calls and e-mail correspondence with the following clinical expert advisors:

- A consultant geriatrician (AH) with expert knowledge in the management of adults with multiple comorbidities and complex needs, frailty syndromes and polypharmacy, and with expertise in achieving successful discharge planning and supportive home-based post-discharge interventions.
- A consultant urological surgeon in the UK (JM), who was National Clinical Advisor to the UK Department of Health for the Enhanced Recovery Partnership Programme, and chaired the ERAS Guideline Development Group for the British Association of Urological Surgeons and authored the specialty guidelines. Recognised internationally for work in Enhanced Recovery following major urological surgery and has published widely within this field.
- A clinical lead occupational therapist (CL) in neurology and neurorehabilitation in the UK. His clinical interests include Parkinson's disease, brain injury and cognitive neuroscience.
- A deputy chief nurse at Royal Devon and Exeter hospital (DT) with 29 years' experience in nursing, almost entirely within the surgical specialties, and with clinical understanding of the ERP processes and patient journey during the hospital stay.

Stakeholder engagement is documented and the impact of this involvement on the review is described in *Table 1*.

Patient and public involvement

We met with a group of four adults aged > 60 years for three 2-hour meetings during this review. Each individual had experience of being admitted to hospital overnight for a planned procedure. We planned to learn from their knowledge and experiences to help us identify important outcomes and aspects of care, particularly where they may have been overlooked in the included evidence. We elicited feedback from the group at key stages of the review and aimed to co-produce the plain English summary to maximise readability. The impact of the patient and public involvement on this review is also described in full in *Table 1*.

TABLE 1 Involvement of stakeholders and patients and public in the review

Stage	Stakeholder/PPI involvement	Impact on review
Protocol development	Individual 60-minute meeting with AH	Development of reviewer understanding of pathway of care for older adults admitted to hospital for planned procedures
Preparation of website and advertisement materials (September 2017)	Proofreading of materials by three individuals	Project information for display on project website and advertisement for PPI group sense checked by people aged > 60 years who had experience of planned hospital stay

continued

TABLE 1 Involvement of stakeholders and patients and public in the review (*continued*)

Stage	Stakeholder/PPI involvement	Impact on review
Protocol revisions (October 2017)	All expert clinical advisors reviewed the draft project protocol by e-mail Telephone conversation with JM	Revision of review inclusion/exclusion criteria, specifically: <ul style="list-style-type: none"> • date restriction of 2000 onwards • clarification of our definition of 'hospital-based' interventions • support for the definition 'older adult' used in the review • identification of elective procedures relevant to the review • identification of different types of interventions of interest • identification of additional outcomes of interest <p>Identification of several studies relevant for inclusion in the review</p>
Checking review focus (January 2018)	1 x 2-hour meeting with four patients/members of the public	Discussion of interventions that the group felt were most important to patients facing a planned hospital stay, which could have an impact on their LOS in hospital, including clear communication, provision of information, provision of transport, receiving medication on discharge and support at home
Planning analysis and feedback on search results (June 2018)	3 x 60-minute meetings with AH, JM and CL individually E-mail correspondence with DT	Meeting with AH: <ul style="list-style-type: none"> • Informed how studies were grouped according to type of planned procedure. This enabled opportunities for meta-analysis to be identified. Procedural groupings approved by other stakeholders • Discussed how to present tables describing interventions. Agreed full description too detailed for readers and best placed in supplementary material • Agreed tables mapping components used within ERP studies onto existing ERAS guidelines made a useful addition to synthesis. Identified issue regarding comparator groups not being described well • Identified other important outcomes to consider (e.g. discharge destination) <p>Meeting with JM:</p> <ul style="list-style-type: none"> • Identified planned admissions not represented in identified literature (e.g. non-surgical populations) • Identified other authors from US literature to check via grey-literature searches to see if published anything eligible for inclusion in review • Decided not to analyse compliance data • Discussed the impact of implementing an agreed protocol of care and measuring outcomes. Used to inform discussion of review • Identified potential for qualitative research/review of implementation evidence as areas where further research required • Confirmed that can present ERAS/ERP data together • Discussed how certain components within ERAS/ERP mapping tables could be combined with one another

TABLE 1 Involvement of stakeholders and patients and public in the review (*continued*)

Stage	Stakeholder/PPI involvement	Impact on review
		Meeting with CL <ul style="list-style-type: none"> Identified procedural groupings not included within the review (e.g. neurosurgery) Made introduction to specialists working within neurosurgery to enquire about any research within this specialty that may have been eligible for inclusion in the review but was not identified with initial search strategy
	1 × 2-hour meeting with four patients/members of the public	Identification of outcomes that were particularly important to patients, including: <ul style="list-style-type: none"> Complications when the patient has been discharged home Associated difficulties that may affect LOS (e.g. frailty, dementia) Support available at home Plan of how to approach dissemination of project results to members of the public, including: <ul style="list-style-type: none"> Creation of leaflets for display in GP surgeries Plain-language summaries for the final project report
Feedback on initial findings (June 2018)	1 × 2-hour meeting with three patients/members of the public	Ideas for press releases and conferences <p>Identified that patient satisfaction, mental health and quality-of-life outcomes are poorly reported and a research priority. Gave the patient perspective on overnight stays for elective procedures, highlighting a number of factors that the study authors had not considered. These points helped the team to understand gaps in the evidence and provided materials for the discussion section</p>
Dissemination activities (August–October 2018)	2 × members of the public contributed towards a conference abstract	Provided content used on a poster presentation delivered at the Cochrane Colloquium in Edinburgh, September 2018, reflecting on PPI involvement in the systematic review <p>Co-creation of plain-language summaries for the main report and to use as basic structure for further dissemination materials</p>
Reading of draft report (October 2018)	3 × 1-hour meetings with AH, JM and CL individually	All stakeholders: <ul style="list-style-type: none"> commented on preliminary findings of review discussed the review findings within an NHS context identified opportunities for further research checked that the reporting of results in the final report was clear <p>Discussion regarding dissemination plan and publication of academic papers with JM</p>

AH, Anthony Hemsley; CL, Chris Lovegrove; DT, David Thomas; ERP, enhanced recovery pathway; JM, John McGrath; PPI, patient and public involvement.

Chapter 4 Results

Study selection

This section presents the findings from the effectiveness searches. The cost-effectiveness search results are presented in *Synthesis of cost-effectiveness evidence, Study selection*.

The PRISMA flow chart in *Figure 1* summarises the study selection process. Bibliographic database searches identified 17,150 records and supplementary search methods identified 3501 records. Following the removal of duplicates, a total of 10,448 unique records were screened at title and abstract level. The full texts of 583 papers was sought for further consideration. Of these, 579 full texts were successfully retrieved (99.3%). Following full-text screening, 361 papers were excluded for the reasons specified in *Figure 1*.

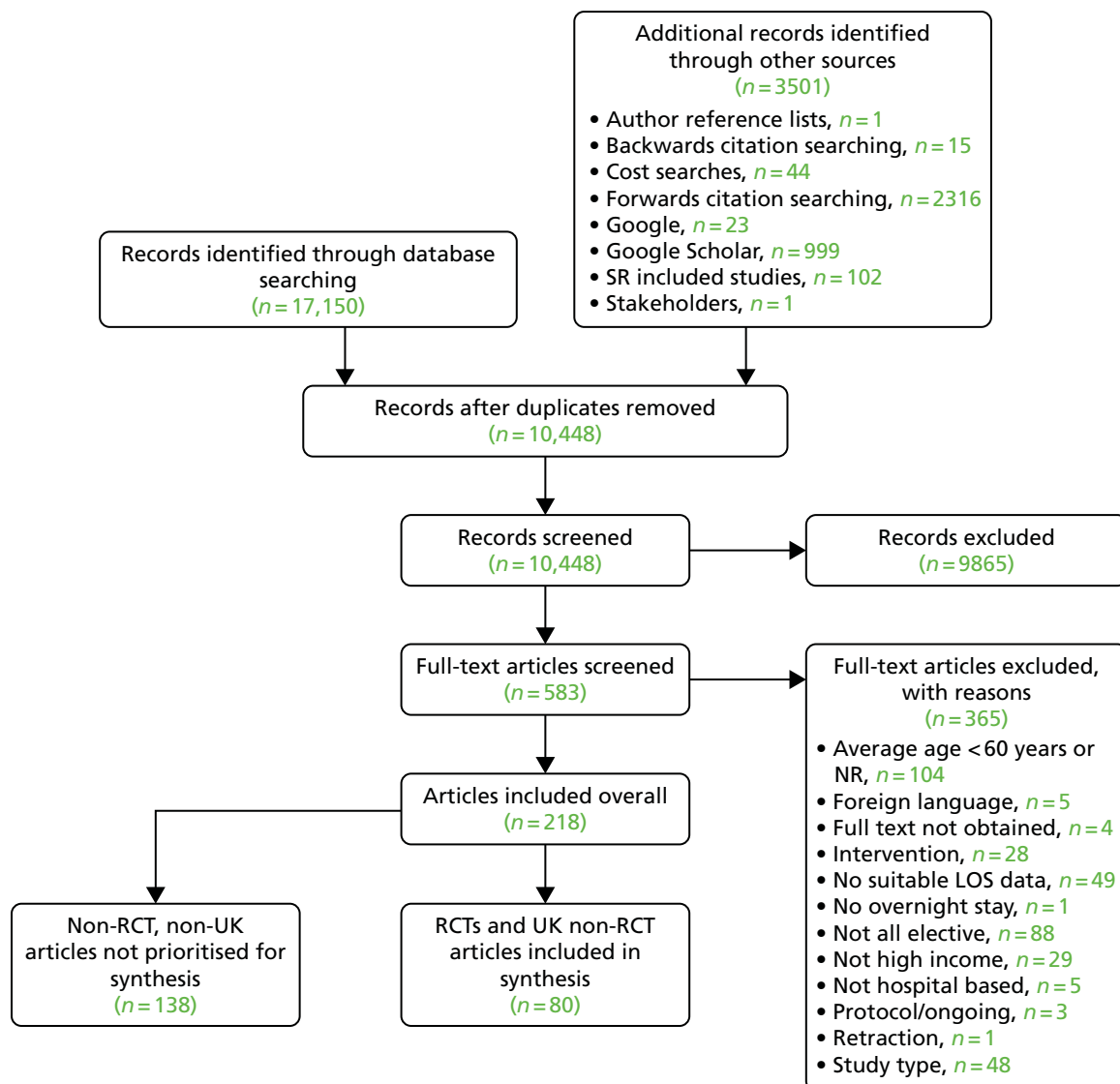


FIGURE 1 The PRISMA flow chart. NR, not reported; SR, systematic review.

In total, 208 studies, reported in 218 articles, met the inclusion criteria for inclusion in this review (not prioritised,^{40,54–190} prioritised^{31,191–269}).

As described in *Chapter 2, Synthesis methods*, only RCTs and studies of any design from the UK were prioritised for quality assessment and further synthesis. Studies that were not RCTs and that were conducted outside the UK are described in *Report Supplementary Material 2*, including the stages of care targeted by each intervention, along with a brief description of the intervention and comparator. The descriptions in *Sample characteristics, Intervention characteristics: prioritised studies* and *Quality assessment* apply only to prioritised studies.

The results from the RCTs conducted in any high-income country are presented in *Synthesis of evidence from randomised controlled trials*. The results from the studies of any comparative trial design that were conducted in the UK are then presented in *Synthesis of evidence from the UK*. Evidence within these sections is further broken down by procedural type. Within each procedural subsection, key findings are summarised at the start, followed by a detailed analysis. Full tables of outcome data are located in *Report Supplementary Material 5* (RCTs) and *Report Supplementary Material 6* (UK evidence).

Sample characteristics

Of the 73 prioritised studies (reported in 80 articles), 39 (40 articles) were conducted in the UK,^{31,191,192,194,195,197,201,203,205–208,210,212,213,215,216,218,224,226,228–232,236–238,241,244,245,250,253,256,257,259,260,262,263,269} 13 of which were RCTs. Thirty-four (41 articles) were RCTs conducted in one of 15 other countries, the most common of which were six studies from Germany,^{202,217,227,240,246–249,255} five from the Netherlands,^{204,219–221,265,266,268} four from Denmark^{196,225,233,234,267} and four from Canada.^{193,198,200,214} The remaining studies consisted of 24 uncontrolled before-and-after (UBA) trials^{191,194,195,197,201,203,206–208,212,216,218,228,230,232,237,238,241,245,250,253,257,262,263} and three controlled trials^{224,229,259} from the UK.

All of the prioritised articles were published in peer-reviewed journals, apart from one, which was a PhD thesis.²³³ The majority of articles (81.5%) were published from 2008 onwards, with 50 (61.7%) published since 2011.^{31,191,195,197,199,201–203,205–209,211,212,214,216,219,220,222,225–230,235–243,249,250,252,253,255,257–260,262–265,267,268} Data were collected from 26,365 patients across 73 studies, with a mean number of 366 patients per study, ranging from 21 within a RCT²²¹ to 5319 within a controlled trial²²⁹ utilising database sampling. The mean proportion of female participants in studies was 44.9% across 70 studies. Eight studies had an upper age limit for inclusion as follows: 75 years,^{254,256} 80 years^{235,265,268} and 85 years.^{202,243,264} By contrast, nine studies^{199,204,207,218,220,221,223,242,267} exclusively recruited patients aged ≥ 60 years. Studies explicitly excluded patients who lived with cognitive impairment ($n = 6$ ^{200,218,229,254,261,262}), had 'psychiatric illness' ($n = 6$ ^{196,202,210,231,254,266}), had a history of stroke ($n = 2$ ^{218,259}), had 'mental disability' ($n = 2$ ^{234,267}), had periods of dizziness/confusion ($n = 2$ ^{210,244}) or were unable to consent ($n = 4$ ^{31,209,226,236}). By contrast, seven studies^{199,200,207,215,218,221,223} selected individuals who were at elevated risk of postoperative complications or who were likely to have complex needs or multimorbidities.

The reasons for admission, according to our broad procedural categories, were lower-limb arthroplasty ($n = 25$ studies^{195,196,200,202,206,216,218,221–224,230,234,237,238,241,244,245,253,254,256,261,262,267,269}), colorectal surgery ($n = 19$ studies^{192,198,203,204,209,211,213,214,229,231,232,235,236,239,242,243,251,252,265}), cardiac surgery ($n = 8$ studies^{193,208,210,215,255,258,259,266}), upper abdominal surgery ($n = 8$ studies^{191,201,205,226,227,257,263,264}), pelvic surgery ($n = 3$ studies^{217,225,250}), thoracic surgery ($n = 4$ studies^{197,212,228,248}), vascular surgery ($n = 2$ studies^{31,247}), solid tumour removal at various anatomical sites ($n = 1$ study²²⁰), abdominal surgery ($n = 1$ study¹⁹⁹) and a mix of various different surgeries ($n = 1$ study²⁰⁷).

Table 2 provides a broad overview of the sample characteristics of studies prioritised for synthesis.

TABLE 2 Sample summary table, by broad procedural category

First author, year, country	Study design	Sample size (n)	Female (%)	Mean age (years) (SD) [range]	Recruitment method	Place admitted to	Comorbidities (intervention vs. comparator)	Inclusion/exclusion criteria
Abdominal surgery								
Chen 2017, ¹⁹⁹ Taiwan	RCT	535	43.2	74.54 (5.89) [NR]	On admission to gastrointestinal wards	Urban medical centre		Surgery type: total/subtotal gastrectomy, right hemicolectomy, left hemicolectomy/lower anterior resection/anterior resection, pancreaticoduodenectomy, other (open splenectomy, transverse colon partial resection, Hartmann's procedure with adhesiolysis and bladder lithotripsy, abdominoperineal resection, or laparoscopic debulking surgery), enrolled if expected LOS of > 6 days and aged ≥ 65 years
Cardiac surgery								
Arthur 2000, ¹⁹³ Canada	RCT	249	15	62.8 (8.2) [NR]	Waiting lists	General hospital	Previous myocardial infarction: 52.6% vs. 52.1% Diabetes: 16.4% vs. 25.6% Current smoker: 20.3% vs. 13% Aortocoronary bypasses (mean/median): 2.6/3 vs. 2.6/3	First CABG , low-risk surgery date > 10 weeks away. Excluded if had combined CABG and valve surgery, had ejection fractions < 0.40, could not attend exercise classes, or was unable to participate because of physical limitations
								continued

TABLE 2 Sample summary table, by broad procedural category (*continued*)

First author, year, country	Study design	Sample size (n)	Female (%)	Mean age (years) (SD) [range]	Recruitment method	Place admitted to	Comorbidities (intervention vs. comparator)	Inclusion/exclusion criteria
Fleming 2016, ²⁰⁸ UK	UBA	105	27.6	67.4 (11.4) [NR]	NR	Teaching hospital	<p>Mean/SD:</p> <p>NYHA heart failure, 2.2 (0.5) vs. 2.2 (0.5)</p> <p>CCVS angina pectoris, 2.2 (0.5) vs. 2 (0.7)</p> <p>Normal LVF, n = 35 vs. n = 34; impaired LVF, n = 14 vs. n = 11; poor LVF, n = 3 vs. n = 8</p> <p>Non-insulin-dependent diabetes, n = 10 vs. n = 6</p> <p>Insulin-dependent diabetes, n = 1 vs. n = 2; receiving treatment for hypertension, n = 30 vs. n = 36; history of myocardial infarctions, n = 22 vs. n = 19</p> <p>Hypercholesterolemia, n = 33 vs. n = 30; COPD requiring treatment, n = 6 vs. n = 5; history of PONV, n = 4 vs. n = 1</p>	Cardiac surgery including CABG, aortic valve replacement and mitral valve/aortic root surgery, as well as redo cardiac surgeries. Excluded: emergency surgery/thoracic procedures

First author, year, country	Study design	Sample size (n)	Female (%)	Mean age (years) (SD) [range]	Recruitment method	Place admitted to	Comorbidities (intervention vs. comparator)	Inclusion/exclusion criteria
Furze 2009, ²¹⁰ UK	RCT	204	19.6	64.8 (8.7) [42–83]	Waiting list	Tertiary centre in northern England	NR	CABG , ability to give informed consent. Exclusion criteria: exercise induced arrhythmias, loss of systolic BP of > 20 mmHg during exercise stress testing, unstable angina, score of 4 on the CCVS/ NYHA classification for angina/ heart failure, current psychiatric problems, dementia, self-reported periods of dizziness/confusion, life-threatening comorbidities, concurrent participation in other research
Goodman 2008, ²¹⁵ UK	RCT	188	18.7	64.7 (NR) [NR]	NR	Hospital	At least one poorly controlled risk factor (blood pressure 140 mmHg systolic or 80 mmHg diastolic, non-fasting serum cholesterol 4 mmol/l or BMI of 28 kg/m ²)	CABG with or without valve surgery, able to understand English, and had specified risk factors needing control (blood pressure 140 mmHg systolic or 80 mmHg diastolic, non-fasting serum cholesterol 4 mmol/l or BMI of 28 kg/m ²). Excluded if lived outside designated geographical area or had life-threatening significant non-cardiovascular disease (e.g. cancer)

continued

TABLE 2 Sample summary table, by broad procedural category (*continued*)

First author, year, country	Study design	Sample size (n)	Female (%)	Mean age (years) (SD) [range]	Recruitment method	Place admitted to	Comorbidities (intervention vs. comparator)	Inclusion/exclusion criteria
Probst 2014, ²⁵⁵ Germany	RCT	200	29	Median: 65.5 (NR) [IQR 55–72]	Patients screened for inclusion during premedication visit 1 day before surgery, final decision made by anaesthesiologist and cardiac surgeon at end of surgery	University hospital	COPD, 8% vs. 10%; neurological deficit, 9% vs. 5%; peripheral vascular disease, 13 vs. 8%; diabetes mellitus, 25% vs. 31%; renal insufficiency, 6% vs. 14%	CABG, valve surgery or combined CABG/valve surgery haemodynamically stable, normothermic, no bleeding. Excluded if was in cardiogenic shock, was dialysis dependent or had an additive EuroSCORE of > 10, had impaired left ventricular function (ejection fraction < 35%), cardiac assist devices pre or post operation, cardiopulmonary instability post operation, lack of bed in either PACU or ICU
Rosenfeldt 2011, ²⁵⁸ Australia	RCT	117	26	Experimental group: median age 62.5 (NR) [59–68.5] Comparator group: median age 68 (NR) [58–77]	NR	Public hospital	Diabetes, 20% vs. 29%; previous MI, 28% vs. 31%	CABG. Excluded if urgent/emergency surgery, severe aortic valve stenosis, limited English, NYHA class IV heart failure
Salhiyyah 2011, ²⁵⁹ UK	CT	136	18.4	63.1 (9.0) [40–80]	Invited on admission	General hospital	NR	Cardiac surgery: CABG, valve, atrial septal defect. Excluded if mitral valve replacement, redo grafts/valves, history of cerebrovascular accident, emergency operation, Swan–Ganz catheter, inadequate haemostasis

First author, year, country	Study design	Sample size (n)	Female (%)	Mean age (years) (SD) [range]	Recruitment method	Place admitted to	Comorbidities (intervention vs. comparator)	Inclusion/exclusion criteria
van der Peijl 2004, ²⁶⁶ The Netherlands	RCT	309	21.1	62.7 (10.2) [NR]	NR	University medical centre	Diabetes mellitus, 19% vs. 19%; COPD 12% vs. 6%; peripheral or CVD, 9% vs. 5%; hypertension, 47% vs. 33%; main stem lesion (> 50%), 20% vs. 21%	CABG. Excluded if concomitant surgical procedures, severe comorbidity interfering with daily life, insufficient Dutch language, mental disorders, postoperative complications jeopardising standardised exercise programme
Colorectal surgery								
Anderson 2003, ¹⁹² UK	RCT	25	56	Median: intervention, 64 [IQR 55–68]; comparator, 68 [IQR 65–75]	Consecutive patients invited to participate at surgical outpatient department	General hospital	Malignant disease, 78.57% vs. 63.64%	Left or right hemicolectomy
Carli 2010, ¹⁹⁸ Canada	RCT	133	42	60.5 (15.5) [NR]	Identified by colorectal surgeons	University health centre	NR	Resection of benign or malignant colorectal lesions, or for colonic reconstruction of non-active inflammatory bowel disease, aged > 18 years, receiving preoperative chemo-/radiotherapy. Excluded if had health conditions prohibiting participation in exercise programmes/testing procedures
Dronkers 2010, ²⁰⁴ The Netherlands	RCT	42	25	70 (6.7) [NR]	Referred by gastroenterologist, or surgeon went to outpatient department of physical therapy	General hospital	COPD, 3/21 vs. 3/17; coughing: 2/20 vs. 2/18; diabetes: 8/14 vs. 1/19	First elective colon surgery for gastric cancer, minimum waiting period of 2 weeks, aged ≥ 60 years, adequate cognitive functioning. Excluded if had heart disease/orthopaedic conditions that impede exercise, had severe systemic illness, had recent embolism, thrombophlebitis, had uncontrolled diabetes (fasting blood glucose of 4400 mg/dl) or was wheelchair-dependent

continued

TABLE 2 Sample summary table, by broad procedural category (*continued*)

First author, year, country	Study design	Sample size (n)	Female (%)	Mean age (years) (SD) [range]	Recruitment method	Place admitted to	Comorbidities (intervention vs. comparator)	Inclusion/exclusion criteria
Forsmo 2016, ²⁰⁹ Norway	RCT	324	46.3	Median 65.5 (NR) [19–93]	Contacted on waiting list	University hospital	NR	Elective open or laparoscopic colorectal surgery (including patients with rectal cancer previously treated with pelvic radiation) for malignant or benign disease, aged ≥ 18 years. Excluded if had multivisceral resection planned/ASA grade IV, was pregnant, had emergency operations, had difficulty providing informed consent owing to impaired mental capacity, was unable to adapt to ERAS criteria. Randomised patients were excluded if intended colonic or rectal surgery not performed
García-Botello 2011, ²¹¹ Spain	RCT	125	39	Median: intervention, 62 [27–85]; comparator, 60 [28–88]	Outpatient care clinics	University hospital	Cancer, $n = 46$ vs. $n = 40$; diverticular disease: intervention, $n = 10$ vs. $n = 9$, chronic inflammatory bowel disease, $n = 5$ vs. $n = 9$	Elective colorectal surgery requiring colon/rectum resections (including reoperations) using laparotomy or laparoscopy, aged > 18 years, ASA score of 1–4, living in metropolitan area of Valencia, informed consent. Excluded if non-independent daily lifestyle (unable to walk, bathe or eat on own), undergoing emergency surgery

First author, year, country	Study design	Sample size (n)	Female (%)	Mean age (years) (SD) [range]	Recruitment method	Place admitted to	Comorbidities (intervention vs. comparator)	Inclusion/exclusion criteria
Gatt 2005, ²¹³ UK	RCT	39	41	67 (NR) [59–76]	Consecutive patients on waiting list contacted	General hospital	NR	Colorectal resection , living independently at home. Excluded if was pregnant, was intolerant to probiotics and/or prebiotics, had contraindication to one or more optimisation strategy, had contraindications to early postoperative discharge, had been prescribed medications that may prolong hospital stay, had advanced malignancy on preoperative assessment, had palliative surgery, had emergency surgery, or if there was a failure to perform colonic/rectal resection
Gillis 2014, ²¹⁴ Canada	RCT	89	37.7	65.9 (11.3) [NR]	Consecutive patients approached at initial office visit with surgeon	University-affiliated tertiary centre	Ischaemic heart disease: <i>n</i> = 3 (7.5%) vs. <i>n</i> = 2 (5%) Hypertension: <i>n</i> = 8 (21%) vs. <i>n</i> = 12 (31%) Diabetes: <i>n</i> = 3 (7.5%) vs. <i>n</i> = 5 (13%)	Curative resection of non-metastatic colorectal cancer. Excluded if did not speak English/French or had pre morbid conditions that contraindicated exercise
Khan 2013, ²²⁹ UK	CT	83	50.6	Median: intervention, 75 (NR) [IQR 59–76]; comparator, 64 (NR) [IQR 60–70]	Consecutive patients contacted	District hospital or tertiary referral centre	Colorectal cancer: <i>n</i> = 1 vs. <i>n</i> = 35 Inflammatory bowel: <i>n</i> = 7 vs. <i>n</i> = 5 Diverticular disease: <i>n</i> = 4 vs. <i>n</i> = 1	Elective colorectal surgery. Excluded if no informed consent, inability to complete questionnaires owing to cognitive impairment, poor English comprehension

continued

TABLE 2 Sample summary table, by broad procedural category (*continued*)

First author, year, country	Study design	Sample size (n)	Female (%)	Mean age (years) (SD) [range]	Recruitment method	Place admitted to	Comorbidities (intervention vs. comparator)	Inclusion/exclusion criteria
Khoo 2007, ²³¹ UK	RCT	81	61	Median: intervention, 69.3; comparator, 73.0 [overall range 46.3–87.7]	NR	Hospital	NR	Colorectal resection for cancer between May 2003 and October 2004. Excluded if unable to mobilise independently over 100 m at preoperative assessment, contraindications to thoracic epidurals, pre-existing clinical depression, palliative care only, undergoing joint operation involving another surgical specialty
King 2006, ²³² UK	UBA	146	47.9	70.8 (11.0) [NR]	Comparator group: prospectively entered into the multicentre CLASICC trial Experimental group: consecutive patients presenting to a single consultant assessed for eligibility	Hospital	NR	Colorectal cancer resection. Historic control: aged > 18 years, suitable for elective colorectal cancer resection, no malignancy within past 5 years, no intestinal obstruction, ability to provide written consent. Excluded if had tumours of transverse colon Prospective cohort inclusion criteria: aged > 18 years, elective resection, no preoperative radiological or clinical evidence of metastases. Patients with transverse colon cancers or with malignancy within last 5 years were included

First author, year, country	Study design	Sample size (n)	Female (%)	Mean age (years) (SD) [range]	Recruitment method	Place admitted to	Comorbidities (intervention vs. comparator)	Inclusion/exclusion criteria
Lee 2011, ²³⁵ South Korea	RCT	100	44	61.2 (7.6) [NR]	NR	University hospital	NR	Laparoscopic resection for colonic tumour , suitable for laparoscopic colonic resection, aged 20–80 years. Excluded if synchronous distant metastasis, intestinal obstruction/perforation, previous major abdominal surgery, severe pulmonary disease/ cardiovascular disease
Lidder 2013, ²³⁶ UK	RCT	57	43.9	Median: intervention, 70 (NR) [IQR 65–78], comparator, 73 (NR) [IQR 63.8–81]	NR	General hospital	NR	Colorectal resection , planned curative resection with primary anastomosis. Excluded if was aged < 18 years, was unable to give informed consent, had frailty, ^a was participating in another trial, was pregnant, had diabetes, had a preoperative fasting glucose of > 7 mmol/l, was using steroids or immunosuppressants, had history of abnormal gastric emptying, had intestinal obstruction, had concurrent parenteral or enteral nutrition

continued

TABLE 2 Sample summary table, by broad procedural category (*continued*)

First author, year, country	Study design	Sample size (n)	Female (%)	Mean age (years) (SD) [range]	Recruitment method	Place admitted to	Comorbidities (intervention vs. comparator)	Inclusion/exclusion criteria
Maggiori 2017, ²³⁹ France	RCT (multicentre)	270	47.6	61.5 (11) [31–90]	NR	Clinic	NR	Laparoscopic resection for colorectal cancer , aged ≥ 18 years, functional capacity of ≥ 4 METS, histologically proven colorectal cancer with curative intent, in absence of evidence of metastatic disease. Excluded if BMI < 18 kg/m ² or > 30 kg/m ² , preoperative albumin blood level < 30 g/l, weight loss of $> 10\%$ during 6 months preceding surgery, emergency surgery, very low rectal tumours requiring abdominoperineal excision, scheduled sub/total colectomy, scheduled total proctocolectomy, scheduled associated resection of another organ, pregnant, or allergic to ropivacaine, xylocaine, droperidol or ketamine
Mari 2014, ²⁴³ Italy	RCT	52	52	Median: overall sample, 66 (NR) [29–83]	NR	General hospital	Overall sample: hypertension, 5; BMI close to 30 kg/m ² , 2; liver metastasis, 3; multinodular struma, 1; dyslipidaemia, 1	High anterior resection for benign/oncologic disease – HAR with transanal anastomosis; colorectal laparoscopic surgery, ASA score of 1–3, aged 18–85 years, BMI of < 30 kg/m ² , no intestinal diversion

First author, year, country	Study design	Sample size (n)	Female (%)	Mean age (years) (SD) [range]	Recruitment method	Place admitted to	Comorbidities (intervention vs. comparator)	Inclusion/exclusion criteria
Mari 2016, ²⁴² Italy	RCT	83	21.7	76.5 (NR) [70–85]	NR	General hospital	NR	Colorectal laparoscopic surgery , aged ≥ 70 years, autonomous mobilisation and walking, eligible for laparoscopic technique, ASA score of I to III, with indication for major colorectal surgery
Muller 2009, ²⁵¹ Switzerland	RCT	156	49	Median: intervention, 62 [27–91]; comparator, 59 [39–89]	NR	Four surgical departments in teaching hospitals	Malignant, $n = 67$ vs. $n = 64$; benign, $n = 9$ vs. $n = 11$	Open colonic resection with a primary anastomosis, aged > 18 years. Excluded if emergency surgery, contraindication to epidural anaesthesia, scheduled total colectomy or rectum resection, preoperatively immobile patients
Pappalardo 2016, ²⁵² Italy	RCT	50	48	66.65 (NR) [45–83]	NR	NR	Pulmonary, 48% vs. 56%; cardiovascular/hypertension, 64% vs. 60%; diabetes, 24% vs. 20%	Open extra-peritoneal rectal cancer surgery , January 2009 through December 2013, without a primary derivative stoma with or without a secondary derivative stoma, extraperitoneal tumour location, ^b cT2–T4 tumours, with or without positive lymph nodes, use of modified FTP, neoadjuvant therapy where indicated (T3–T4 or N+) Excluded if tumours located > 12 cm above the anal verge, cT1 or M1, urgent procedures; had ASA of > 3 , operated on with abdominoperineal resection or Hartmann's procedure, refusing neoadjuvant therapy, refusing or unable to follow FTP, coagulation disorders contraindicating epidural catheter insertion

continued

TABLE 2 Sample summary table, by broad procedural category (*continued*)

First author, year, country	Study design	Sample size (n)	Female (%)	Mean age (years) (SD) [range]	Recruitment method	Place admitted to	Comorbidities (intervention vs. comparator)	Inclusion/exclusion criteria
Dhruva Rao 2015, ²⁰³ UK	UBA	506	43.9	Median: intervention, 71 (NR); control, 69 (NR) [overall range: 23–93]	Retrospective review of prospectively maintained database	General hospital	NR	Colorectal resections , January 2008–December 2012. Excluded if it was felt patient could not achieve > 50% of targets during counselling or preoperative assessment, requiring postoperative intensive treatment unit management. Patients were withdrawn from programme whenever clinically indicated
van Bree 2011 ²⁶⁵ and Vlug 2011, ²⁶⁸ the Netherlands	RCT	93; 427 ^c	43.6; 41.5	65.2 (9.1) [NR]; 66.5 (8.7) [NR]	Invited to participate	Academic medical centre; three university hospitals, six teaching hospitals	NR; % with comorbidities per group: lap + FT = 71%; open + FT = 59%; lap + standard = 68%; open + standard = 68%	Segmental colectomy for histologically confirmed adenocarcinoma or adenoma without evidence of metastatic disease, aged 40–80 years, ASA status < IV. Excluded if neoadjuvant radiotherapy, prior midline laparotomy, unavailability of a laparoscopic surgeon, emergency surgery, planned stoma
Lower limb arthroplasty								
Barlow 2013, ¹⁹⁵ UK	UBA	410	NR	70.6 (NR) [29–93]	Consecutive patients 6 months before and after implementation of ring-fenced ward	University hospital	ASA scores (intervention, 214; comparator, 261): Fit and healthy, 27 vs. 21; mild disease not incapacitating, 165 vs. 165; incapacitated by systemic disease, 48 vs. 59; life-threatening disease, 1 vs. 6; moribund, 0 vs. 0	Primary lower limb arthroplasty

First author, year, country	Study design	Sample size (n)	Female (%)	Mean age (years) (SD) [range]	Recruitment method	Place admitted to	Comorbidities (intervention vs. comparator)	Inclusion/exclusion criteria
Borgwardt 2009, ¹⁹⁶ Denmark	RCT	50	55	65.6 (NR) [44–86]	Consecutive patients asked to participate	University hospital	NR	UKR , resident in Copenhagen, ASA of I or II, no medical history of GI bleeding, care arranged after discharge. Excluded if major psychiatric disease, incapable of managing own affairs, inflammatory joint disease, neurological/other disease(s) affecting lower limbs, previous major knee surgery
Crowe 2003, ²⁰⁰ Canada	RCT	133	80	68.8 (11.3) [NR]	Consecutive patients asked to participate	Home, physiotherapy clinic, hospital	Preoperative diagnosis (n): Osteoarthritis, 61 vs. 65; rheumatoid arthritis, 4 vs. 3 Existing comorbidities (n): Hypertension, 33 vs. 35; cardiac, 7 vs. 7, cognitive/psychiatric, 5 vs. 4; stroke/transient ischaemic attacks, 2 vs. 0; other (hiatus hernia, diabetes, asthma, chronic obstructive pulmonary disease, epilepsy, urinary tract disease and chronic lumbar pain), 10 vs. 9	Hip/knee arthroplasty , high score on Oxford Questionnaire, coexisting medical conditions, suboptimal social support, requiring home alterations to enable the client to return home. Excluded if functioning well despite joint dysfunction, managing activities of daily living well with good caregiver support, limited English-language skills, marked cognition problems, joint replacement as management for cancer, undergoing revision or second joint replacement < 2 years

continued

TABLE 2 Sample summary table, by broad procedural category (*continued*)

First author, year, country	Study design	Sample size (n)	Female (%)	Mean age (years) (SD) [range]	Recruitment method	Place admitted to	Comorbidities (intervention vs. comparator)	Inclusion/exclusion criteria
den Hertog 2012, ²⁰² Germany	RCT	160	70.8	67.4 (8.11) [40–85]	NR	Non-academic hospital specialising in orthopaedic surgery	Diagnoses (n): Degenerative arthritis, 72 vs. 72; post-traumatic arthritis, 0 vs. 1; Ahlback's disease, 2 vs. 0; arthritis in knee without surgical procedure, 38 vs. 34 Secondary disorders/concomitant diseases (n): Cardiac, 50 vs. 39; gastrointestinal, 16 vs. 14; allergies, 4 vs. 5; kidney/urinary tract, 2 vs. 4	TKA. Excluded if missing informed consent, lack of co-operation capability, ASA score of > 3, RA, cancer, substance abuse, previous major surgery on affected joint, neurological or psychiatric disease, pregnant, participating in other clinical studies
Dwyer 2012, ²⁰⁶ UK	UBA	127	61.4	71.5 (8.8) [48–91]	Intervention: consecutive patients on an enhanced recovery programme Comparator: data collected retrospectively from patient records	District hospital	NR	THA
Gordon 2011, ²¹⁶ UK	UBA	847	66	71 (10.3) [27–98]	Retrospective chart review	General hospital	NR	Hip or knee arthroplasty

First author, year, country	Study design	Sample size (n)	Female (%)	Mean age (years) (SD) [range]	Recruitment method	Place admitted to	Comorbidities (intervention vs. comparator)	Inclusion/exclusion criteria
Harari 2007, ²¹⁸ UK	UBA	108	60	74.5 (6.2) [NR]	Intervention: consecutive patients Historical comparator: consecutive cases reviewed	Teaching hospital	% (n): Rheumatoid arthritis, 9.3 (5) vs. 7.4 (4) Ischaemic heart disease, 37.0 (20) vs. 24.1 (13) Heart failure (present/ past), 1.9 (1) vs. 3.7 (2) Atrial fibrillation, 14.8 (8) vs. 5.6 (3) Diabetes, 20.4 (11) vs. 13.0 (7) Renal impairment (plasma creatinine > 104 mmol/l), 22.2 (12) vs. 3.7 (2) Hypertension, 80.0 (43) vs. 51.9 (28) Chronic lung disease, 11.1 (6) vs. 7.4 (4) Symptomatic prostate or bladder problems, 35.2 (19) vs. 18.5 (10) Cerebrovascular disease, 7.4 (4) vs. 3.7 (2)	Orthopaedic hip replacement; aged ≥ 65 years with any of uncontrolled hypertension (blood pressure > 160/90 mmHg); MI in past 2 years; unstable angina, undergoing treatment for heart failure; poorly controlled diabetes; previous stroke; currently taking warfarin; chronic lung disease; poor nutritional status; ^d ≥ 2 falls from standing height in past year; significant memory problems; history of confusion, known dementia; needs personal help with getting to the toilet, moving from bed to chair, standing up, dressing and walking; likely to need complex discharge package
								continued

TABLE 2 Sample summary table, by broad procedural category (*continued*)

First author, year, country	Study design	Sample size (n)	Female (%)	Mean age (years) (SD) [range]	Recruitment method	Place admitted to	Comorbidities (intervention vs. comparator)	Inclusion/exclusion criteria
Hoogeboom 2010, ²²¹ Netherlands	RCT	21	67	76 (4.1) [69–90]	Patients pre-screened by anaesthetist. Eligible patients informed about study and consent obtained by orthopaedic nurse	Hospital	Mean of 1.5 and 1 in experimental and comparator groups; range 0–4	Primary THA , aged ≥ 70 years, OA of hip, minimum waiting time of 3 weeks, score of 2 on Clinical Frailty Scale. Excluded if unable to communicate or had severe heart disease
Huang 2012, ²²² Taiwan	RCT	243	71.6	70.2 (7.3) [NR]	NR	Tertiary hospital	NR	Unilateral, primary TKA for advanced OA, ability to follow rehabilitation programme, interval of 4 weeks between enrolment and time to surgery. Excluded if had inflammatory arthritis or any medical condition where moderate exercise was contraindicated (e.g. heart failure or hypertension), or had bilateral joint replacements
Huddleston 2004, ²²³ USA	RCT	505 ^e	53.7	73.2 (9.6) [NR]	Eligible patients identified during initial outpatient orthopaedic evaluation	Academic medical centre	n (%): Diabetes, 53 (22.8) vs. 38 (16.0) Congestive heart failure, 13 (5.6) vs. 16 (6.8) CAD, 98 (42.5) vs. 102 (43.0) Dementia, 4 (1.7) vs. 6 (2.1) COPD, 33 (14.2) vs. 30 (12.7) Immunosuppression, 26 (11.2) vs. 34 (14.4)	Primary or revision THA/TKA , at elevated odds for perioperative complications, aged > 75 years with either one or more major comorbid conditions or two or more 'less disabling' comorbid conditions considered at elevated odds. Excluded if was aged < 18 years, was a non-US resident or was an inmate of local correctional facility at time of surgery

First author, year, country	Study design	Sample size (n)	Female (%)	Mean age (years) (SD) [range]	Recruitment method	Place admitted to	Comorbidities (intervention vs. comparator)	Inclusion/exclusion criteria
Hunt 2009, ²²⁴ and Salmon 2013, ²⁶⁰ UK	CT (multicentre)	Total across three sites: 579; 560	54.3; 58.4	67.4 (NR) [23–93]; 67.8 (10.5) [NR]	Consecutive patients attending preoperative assessment clinics by participating surgeons at three centres; additional consecutive patients recruited in hospital 2–5 days postoperatively in one control centre	One of three sites: General Hospital, SWLEOC, University Hospital	Renal failure or dialysis, 28 (12.0) vs. 25 (10.6) Deep-vein thrombosis/pulmonary embolus, 28 (12.0) vs. 42 (17.7) Cerebrovascular accident/transient ischaemic attack, 24 (10.3) vs. 13 (5.5) Peripheral vascular disease, 8 (3.5) vs. 11 (4.6) Comorbidities (%) in intervention vs. comparator 1 vs. comparator 2: Hypertension, 47 vs. 45 vs. 51; CAD, 14 vs. 12 vs. 5; COPD, 16 vs. 12 vs. 20; diabetes, 9 vs. 10 vs. 13; thyroid disorders, 10 vs. 4 vs. 3; CVD, 7 vs. 3 vs. 2; GI disease, 14 vs. 14 vs. 10; psychiatric disorders, 6 vs. 3 vs. 7	Unilateral primary hip arthroplasty , over 12 months from July 2006

continued

TABLE 2 Sample summary table, by broad procedural category (*continued*)

First author, year, country	Study design	Sample size (n)	Female (%)	Mean age (years) (SD) [range]	Recruitment method	Place admitted to	Comorbidities (intervention vs. comparator)	Inclusion/exclusion criteria
Khan 2014, ²³⁰ UK	UBA	6000 procedures in 5319 patients	46	68.5 (10) [NR]	Unselected consecutive arthroplasty procedures	Two sites in same trust	Hypertension, 1409 vs. 936; atrial fibrillation, 162 vs. 143; ischaemic heart disease, 249 vs. 213; insulin-dependent diabetes mellitus, 33 vs. 21; non-insulin-dependent diabetes mellitus, 293 vs. 212; COPD, 133 vs. 87; Alzheimer's disease, 9 vs. 7	Total hip and/or total knee arthroplasty. Only patients of ASA grades 1 and 2 were operated on at site 1. Patients of all ASA grades underwent procedures at site 2
Larsen 2008, ^{233,234} Denmark	RCT	90	50.6	65 (10) [NR]	Consecutive patients invited to participate in the study	Regional hospital	NR	Primary THA, TKA or UKA. Excluded if had mental disability or severe neurological disease
Maempel 2015, ²³⁸ UK	UBA	165	52.1	69.9 (9.7) [NR]	Database examined. All patients under care of senior author were selected	Hospital	NR	Prosthetic total knee replacement, January 2010–April 2013. Excluded if UKR, patellofemoral replacements and revision TKRs
Maempel 2016, ²³⁷ UK	UBA	1161	60.9	Median age 65 (NR) [IQR 25–94]	Review of patients under care of the senior authors	General hospital	NR	Primary THA, April 2005 to May 2013. Excluded if undergoing THA April–December 2010, simultaneous bilateral THA, transferred from a medical ward for planned semiurgent THA and returned to the medical ward postoperatively, sustained a per prosthetic femoral fracture, requiring further surgery and prolonged rehabilitation

First author, year, country	Study design	Sample size (n)	Female (%)	Mean age (years) (SD) [range]	Recruitment method	Place admitted to	Comorbidities (intervention vs. comparator)	Inclusion/exclusion criteria
Malviya 2011, ²⁴¹ UK	UBA	4500	51	68.5 (NR) [NR]	NR	General hospital	(n): Hypertension, 673 vs. 921; atrial fibrillation, 84 vs. 143; ischaemic heart disease, 113 vs. 211; insulin-dependent diabetes mellitus, 18 vs. 20; non-insulin-dependent diabetes mellitus, 150 vs. 205; COPD, 67 vs. 85; Alzheimer's disease, 5 vs. 6	Primary THR and TKR. Unit 1: exclusively relatively fitter patients (ASA 1 and 2), unit 2: all grades of ASA status. All patients under care of nine surgeons at two units in same hospital. Intervention: first 1500 patients May 2008–November 2009. Comparator: unselected, consecutive series of 3000 patients before introduction of protocol
McGregor 2004, ²⁴⁴ UK	RCT	39	71.4	71.9 (9.3) [51–92]	Via authors' institution/hospital	Hospital	NR	THA. Excluded if revision or bilateral arthroplasty, previous hip arthroplasty, coexisting morbidity for example history of severe cardiovascular, respiratory, neuromuscular disease, RA, mentally confused, inadequate comprehension of English
Mertes 2013, ²⁴⁵ UK	UBA	607 ^f	Overall sample 63.6%; aged ≥ 75 years 72.2%	70.5 (8.9) [NR]	NR	Hospital	NR	THA or TKA. Excluded if revision arthroplasty, simultaneous bilateral arthroplasty, medically unrelated confounding factors (e.g. diagnosis of a brain tumour in the postoperative period)
Pengas 2015, ²⁵³ UK	UBA	791	48.2	67.5 (11.0) [27–92]	NR	Hospital	NR	Hip/knee arthroplasty. Excluded if complex, bilateral/revision arthroplasty, hospital stay of > 10 days due to infection or social circumstances, complications preventing mobilisation

continued

TABLE 2 Sample summary table, by broad procedural category (continued)

First author, year, country	Study design	Sample size (n)	Female (%)	Mean age (years) (SD) [range]	Recruitment method	Place admitted to	Comorbidities (intervention vs. comparator)	Inclusion/exclusion criteria
Pour 2007, ²⁵⁴ USA	RCT	100	46.9	60.8 (8.9) [NR]	Consecutive patients screened for inclusion in the study	University hospital	NR	Unilateral THA , aged 18–75 years, underlying diagnosis of OA, informed consent. Excluded if BMI > 30 kg/m ² , cognitive impairment/severe psychiatric illness precluding participation in the protocol procedures
Reilly 2005, ²⁵⁶ UK	RCT	41	41.5	63 (NR) [NR]	NR	Nuffield Orthopaedic Centre	NR	UKA , diagnosed with anteromedial OA, ⁹ good understanding of procedure, tolerance of large doses of non-steroidal anti-inflammatory drugs, suitable home situation within 25-mile radius, aged ≤ 75 years. Excluded if diagnosis of diabetes/severe respiratory disease/deep-vein thrombosis, previous heart surgery, tri-compartmental arthritis
Siggeirsdottir 2005, ²⁶¹ Iceland	RCT	50	52	68 (NR) [28–86]	Waiting list. Patients living in another town were also invited to participate	University hospital or general hospital	Diagnosis: Osteoarthritis, 24 vs. 21; RA, 1 vs. 1; previous fractures, 2 vs. 0; deformity after Perthes disease, 0 vs. 1	Primary hip replacement , diagnosed with OA of hip, RA, primary segmental collapse of femoral head, and sequelae after developmental diseases and hip trauma, living in their own home. Excluded if primary hip fracture, metastatic tumours, dementia

First author, year, country	Study design	Sample size (n)	Female (%)	Mean age (years) (SD) [range]	Recruitment method	Place admitted to	Comorbidities (intervention vs. comparator)	Inclusion/exclusion criteria
Starks 2014, ²⁶² UK	UBA	2128	64.5	71 (NR) [28–93]	Hospital episode statistics data reviewed	General hospital	NR	Primary joint arthroplasty. August 2007–May 2009. Excluded if cognitive impairment, medical comorbidities requiring ongoing medical supervision during inpatient stay, complex surgery, bilateral arthroplasties, hip resurfacing
Vesterby 2017, ²⁶⁷ Denmark	RCT	73	46.6	Median: intervention, 63 (NR) [43–80]; comparator, 64 (NR) [45–84]	Consecutive patients invited	Urban teaching hospital	NR	Primary fast-track elective THR. Excluded if distance to hospital > 60 km, previous hip surgery, mental disability, inability to communicate in Danish, no support person, no internet connection
Williamson 2007, ²⁶⁹ UK	RCT	181	54	70.7 (8.8) [NR]	Waiting list	General hospital	NR	Knee replacement surgery (total, unicompartmental, unilateral, bilateral). Excluded if taking anticoagulants; within 2 months of intra-articular steroid injection; experiencing back pain associated with referred leg pain; suffering from ipsilateral OA of the hip; psoriasis or other skin disease in the region of knee; RA, received acupuncture or PT within last year

continued

TABLE 2 Sample summary table, by broad procedural category (*continued*)

First author, year, country	Study design	Sample size (n)	Female (%)	Mean age (years) (SD) [range]	Recruitment method	Place admitted to	Comorbidities (intervention vs. comparator)	Inclusion/exclusion criteria
Pelvic surgery								
Arumainayagam 2008, ¹⁹⁴ UK	UBA	112	23	65.9 (NR) [NR]	Retrospective database search	General hospital	NR	Radical cystectomy
Gralla 2007, ²¹⁷ and Magheli 2011, ²⁴⁰ Germany	RCT	50	0	62 (5.9) [NR]	NR	University hospital; hospital	NR	Laparoscopic radical prostatectomy , patients up to ASA III included. Excluded if severe reduced renal function (creatinine levels preoperatively > 1.6 mg/dl) due to analgesic treatment with COX-2 inhibitors; ASA score of IV; use of cytotoxic drugs, immunosuppressants, or anticonvulsives; severe general or nervous system diseases
Jensen 2015, ²²⁵ Denmark	RCT	129	26	70.1 (NR) [46–91]	NR	University hospital	Comorbidity score, n (%): None: 1 (2) vs. 0 1–2 (low): 16 (32) vs. 14 (25) 3–4 (high): 23 (46) vs. 31 (54) ≥ 5 (severe): 10 (20) vs. 12 (21)	Radical cystectomy
Mukhtar 2013, ²⁵⁰ UK	UBA	77	22.1	68.4 (8.0) [49–85]	NR	Hospital	NR	Radical cystectomy and reconstruction , from October 2007 onwards. No specific inclusion/exclusion criteria

First author, year, country	Study design	Sample size (n)	Female (%)	Mean age (years) (SD) [range]	Recruitment method	Place admitted to	Comorbidities (intervention vs. comparator)	Inclusion/exclusion criteria
Thoracic surgery								
Brunelli 2017, ¹⁹⁷ UK	UBA	600	59.2	Median: intervention, 69.7 (NR) [IQR 63–76]; comparator, 68.8 (NR) [IQR 63–75]	Retrospective analysis of a prospectively maintained database	University hospital	Coronary artery disease, 22% vs. 15%; cerebrovascular disease, 4.3% vs. 7.1%	VATS lobectomy or VATS anatomic segmentectomies , included if surgery commenced via a VATS approach but converted to open surgery ^h
Gatenby 2015, ²¹² UK	UBA	132	30	65.1 (NR) [IQR intervention, 13; comparator, 14]	All patients fit for surgery proceeded along intervention pathway as default	Teaching hospital	NR	Open oesophageal and gastric resections (oesophagogastrectomy, total gastrectomy, subtotal gastrectomy). Excluded if not deemed fit enough for oesophagogastric resection surgery
Karran 2016, ²²⁸ UK	UBA	252	23.4	Median: intervention, 66 (NR) [24–86]; comparator, 65.5 (NR) [42–89]	Retrospective analysis of prospectively maintained database	University hospital	Tumour site (n): Oesophageal, 64 vs. 53; gastro-oesophageal junction, 35 vs. 13; gastric body, 26 vs. 14; gastric antrum, 29 vs. 11; linitis plastica, 6 vs. 1	UGI cancer surgery (including total and subtotal gastrectomy, oesophagostomy)
Muehling 2008, ²⁴⁸ Germany	RCT	62	NR	66.7 (NR) [NR]	NR	University hospital	Underlying disease: Non-small cell lung cancer, 25 vs. 19; metastases, 3 vs. 4; carcinoid, 1 vs. 1; aspergilloma, 0 vs. 1; pneumonia, 0 vs. 1; bulla, 0 vs. 1; mesothelioma, 0 vs. 1; PECOM, ⁱ 1 vs. 0	Lung resection , all patients admitted with suspected lung neoplasms with indication for lung resection

continued

TABLE 2 Sample summary table, by broad procedural category (*continued*)

First author, year, country	Study design	Sample size (n)	Female (%)	Mean age (years) (SD) [range]	Recruitment method	Place admitted to	Comorbidities (intervention vs. comparator)	Inclusion/exclusion criteria
<i>Surgery to remove tumours (various locations)</i>								
Hempenius 2013 ²²⁰ and 2016, ²¹⁹ the Netherlands	RCT	297; 260 ^c	64; 62	77.54 (7.21) [NR]; 77.4 (7.3)	NR	University medical centre, medical centre, community hospital		Surgery for solid tumour , aged > 65 years, scheduled for surgery between June 2007 and June 2010
<i>Upper abdominal surgery</i>								
Abu Hilal 2013, ¹⁹¹ UK	UBA	44	54	Median: 69.3 (NR) [IQR 61–76]	Consecutive patients invited	University hospital	Diagnosis (n): Ductal adenocarcinoma, 12 vs. 12; duodenal adenocarcinoma, 1 vs. 3; ampullary adenocarcinoma, 2 vs. 6; cholangiocarcinoma, 2 vs. 1; neuroendocrine tumour, 1 vs. 1; intraductal papillary mucinous neoplasm, 1 vs. 1; metastatic cancer, 1 vs. 0	Pancreatoduodenectomy. Excluded if total or distal pancreatectomy not eligible for intervention pathway
Dasari 2015, ²⁰¹ UK	UBA	211	37	64.3 (11.6) [NR]	Review of prospectively maintained database	General hospital	Reason for resection (n): Colorectal metastases, 60 vs. 61; hepatocellular carcinoma, 4 vs. 17; other, 27 vs. 15; presence of background cirrhosis, 0 vs. 4	Liver resection. Excluded if complex procedures, specifically liver donation, associating liver partition with portal vein ligation for staged hepatectomy, concomitant colonic, vascular or a bile duct resection

First author, year, country	Study design	Sample size (n)	Female (%)	Mean age (years) (SD) [range]	Recruitment method	Place admitted to	Comorbidities (intervention vs. comparator)	Inclusion/exclusion criteria
Dunne 2016, ²⁰⁵ UK	RCT	38	31.6	Median: 62 (NR) [IQR 54–69]	All patients referred to service were screened for potential eligibility	University hospital	Comorbidity (n): Cardiovascular: 10 vs. 8; respiratory: 3 vs. 4; diabetes: 2 vs. 2; renal disease: 1 vs. 0; none: 1 vs. 3; primary tumour: node-positive; 12 vs. 10; adjuvant or neoadjuvant treatment: 11 vs. 7; metastatic presentation; synchronous presentation: 8 vs. 10; extrahepatic metastatic disease: 3 vs. 4; > 3 hepatic metastases; 5 vs. 7; metastasis of > 5 cm in diameter; 7 vs. 6	Liver resection , aged > 18 years and able to give informed consent, partake in cycle-based exercise and complete the exercise programme before proposed surgery date, metastases deemed surgically treatable with curative intent, Excluded if known pre-existing chronic liver disease
Jones 2013, ²²⁶ UK	RCT	104	41	65.5 (NR) [27–84]	Patients were first approached in the outpatient clinic and given information sheet	Hospital	NR	Open liver resection , all adult patients presenting for procedure eligible. Excluded if entirely laparoscopic operation, needed a second concomitant procedure, inoperable at the time of surgery, unable to consent

continued

TABLE 2 Sample summary table, by broad procedural category (*continued*)

First author, year, country	Study design	Sample size (n)	Female (%)	Mean age (years) (SD) [range]	Recruitment method	Place admitted to	Comorbidities (intervention vs. comparator)	Inclusion/exclusion criteria
Kapritsou 2017, ²²⁷ Greece	RCT	63	39.7	60.9 (11.7) [NR]	Potential participants approached the surgical clinic	Oncology hospital	NR	Hepatectomy or pancreatectomy , up to 2 months after cancer diagnosis, ASA classification of I–III, aged > 18 years, normal level of consciousness and communication. Excluded if presence of chronic pain, kidney disease, neuropathy, systemic or chronic treatment with analgesics
Richardson 2015, ²⁵⁷ UK	UBA	66	56	Median: intervention, 67 (NR) [IQR 54–70]; comparator, 60 (NR) [IQR 41–70]	Review of prospectively collected database	University hospital	Diagnoses (%): Adenocarcinoma, 23 vs. 16; acinar cell carcinoma, 0 vs. 2; neuroendocrine tumour, 23 vs. 11; metastatic cancer, 5 vs. 5; lymphoma, 0 vs. 2; intraductal papillary mucinous neoplasms, 9 vs. 0; mucinous cystic neoplasm, 36 vs. 41; pancreatitis, 5 vs. 23	Laparoscopic distal/left pancreatectomy , considered for laparoscopic approach. If patients had preoperative evidence of tumour invasion to surrounding organs needing left upper quadrant clearance with multivisceral resection considered for open surgery

First author, year, country	Study design	Sample size (n)	Female (%)	Mean age (years) (SD) [range]	Recruitment method	Place admitted to	Comorbidities (intervention vs. comparator)	Inclusion/exclusion criteria
Sutcliffe 2015, ²⁶³ UK	UBA	130	41	Median: intervention, 67 (NR) [18–83]; comparator, 66 (NR) [35–83]	NR	University hospital	Indication for surgery: Pancreatic ductal adenocarcinoma, 26 vs. 19; ampullary cancer, 19 vs. 21; duodenal cancer, 2 vs. 5; cholangiocarcinoma, 8 vs. 11; neuroendocrine cancer, 3 vs. 3; other malignant tumours, 3 vs. 1; benign disease, 4 vs. 5	Pancreaticoduodenectomy
Tanaka 2017, ²⁶⁴ Japan	RCT	148	31	67.5 (NR) [29–85]	NR	Medical college hospital	NR	Gastric cancer surgery , histologically confirmed adenocarcinoma of the stomach for which curative gastrectomy was planned without simultaneous resection of other organs except for the gallbladder, no involvement of the duodenum or oesophagus, aged 20–85 years, sufficient oral intake, ASA score of < 4, no prior chemotherapy/radiotherapy. Excluded if factors that might impede fast recovery, for example pregnant, inflammatory bowel disease, chronic renal disease, severe cardiopulmonary dysfunction, complicated diabetes

continued

TABLE 2 Sample summary table, by broad procedural category (*continued*)

First author, year, country	Study design	Sample size (n)	Female (%)	Mean age (years) (SD) [range]	Recruitment method	Place admitted to	Comorbidities (intervention vs. comparator)	Inclusion/exclusion criteria
Various procedures								
Ellis 2012, ²⁰⁷ UK	UBA	313	58	73 (6.2) [NR]	Assessed for eligibility at pre-admission assessment	General hospital	NR ('red flags' raised as part of assessment)	Total hip or knee replacement, other orthopaedic, transurethral resection of prostate, transurethral resection of bladder tumour, other renal, general (GI) surgery. Aged > 65 years, presence of one or more of following 'red flags' identified during routine pre-assessment: cognitive problems, mobility concerns, history of falls, difficulties with activities of daily living, concerns regarding home circumstances
Vascular surgery								
Muehling 2008, ²⁴⁷ 2009 ²⁴⁶ and 2011, ²⁴⁹ Germany	RCT	82; 101; 101 ^c	7.6; 6.1; 6.1	Median: intervention, 67 (NR) [40–81]; comparator, 68 (NR) [52–84]	All patients admitted for procedure invited	University hospital	NR	Open repair of infrarenal aortic aneurysm. Excluded if withdrawal of informed consent, clinical signs of infection on admission, contraindications for epidural anaesthesia, neuromuscular disorder that prevented full postoperative physiotherapy, intraoperative suprarenal clamping; thoracoabdominal or juxtarenal aneurysms

First author, year, country	Study design	Sample size (n)	Female (%)	Mean age (years) (SD) [range]	Recruitment method	Place admitted to	Comorbidities (intervention vs. comparator)	Inclusion/exclusion criteria
Partridge 2017, ³¹ UK	RCT	209	23.9	75.5 (6.5) [NR]	Potentially eligible patients approached by research nurse or fellow in the vascular surgery outpatient clinic once listed for surgery	Teaching hospital with a tertiary referral practice for vascular arterial surgery	Diagnoses made at preoperative assessment ^l (%): Ischaemic heart disease, 5 vs. 0; cardiac failure, 5 vs. 0; atrial fibrillation, 3 vs. 1; COPD, 14.9 vs. 0; diabetes, 2 vs. 0; CVD, 1 vs. 0; cancer, 2 vs. 0; cognitive impairment, 46.5 vs. 1; chronic kidney disease, 25.7 vs. 0; valve lesion, 8.9 vs. 3; tachyarrhythmia or bradyarrhythmia, 2 vs. 0; Parkinson's disease, 1 vs. 0	Vascular surgery (aorta or lower limb), patients lacking capacity to consent recruited under Sections 30–34 of the Mental Capacity Act

ASA, American Society of Anaesthesiologists; BMI, body mass index; CABG, coronary artery bypass graft; CAD, coronary artery disease; CCVS, Canadian Cardiovascular Society; CLASICC, Conventional vs. Laparoscopic-Assisted Surgery in Colorectal Cancer; COPD, chronic obstructive pulmonary disease; COX-2, cyclo-oxygenase; CT, controlled trial; CVD, central vascular disease; FTP, fast-track protocol; GI, gastrointestinal; HAR, high anterior resection; IQR, interquartile range; LVF, left ventricular function; MI, myocardial infarction; NR, not reported; NYHA, New York Heart Association; OA, osteoarthritis; PACU, post-anaesthetic care unit; PONV, postoperative nausea and vomiting; PT, personal therapy; RA, rheumatoid arthritis; RC, radical cystectomy; SWLEOC, South-West London Elective Orthopaedic Centre; THA, total hip arthroplasty; THR, total hip replacement; TKA, total knee arthroplasty; TKR, total knee replacement; UGI, upper gastrointestinal; UKA, unicompartmental knee arthroplasty; UKR, unicompartmental knee replacement; VATS, video-assisted thoracoscopic segmentectomy.

a Unlikely to be able to mobilise immediately after the operation.

b Within 12 cm above the anal verge measured by a rigid rectoscope.

c Sample size as reported in individual papers.

d BMI of < 20 kg/m², or weight loss of ≥ 5 kg over past 6 months.

e 526 randomised; 21 who took part in the pilot were excluded before starting intervention.

f 308 reported THA and 299 reported TKA.

g Functionally intact anterior cruciate ligament, a correctable varus deformity, full thickness cartilage in the lateral compartment and < 158 fixed-flexion deformity.

h Sample represents 85% of all lobectomies and segmentectomies performed at institution.

i Abbreviation not defined.

j Intervention group received CGA; comparator group received standard preoperative care.

Bold text denotes the primary reason for inclusion.

Intervention characteristics: prioritised studies

Interventions are summarised in *Table 3*; they are described in detail in subsequent sections of the synthesis and in *Report Supplementary Material 3*. The key characteristics are summarised here. The most frequently studied intervention category was ERP ($n = 49$ studies^{191,192,194,196,197,199,201,203,206,208,209,211–213,216–218,224–232,234–239,241–243,245,247,248,250–252,254,256,257,261–265}). Thirteen studies^{193,198,200,204,205,210,214,215,221,222,244,258,269} evaluated prehab; two studies^{207,220} evaluated PACPs; four studies^{202,253,266,267} evaluated rehab; three studies^{195,255,259} evaluated specialist wards; and one study²²³ evaluated a staff mix intervention. The most common comparator was standard care or pre-intervention pathway (in UBA designs), although study authors used a range of descriptions (see *Table 3*).

Primary intervention delivery sites were at hospital, outpatient clinic, rehabilitation centre or the patient's home, or a combination of these (see *Table 3*). The patient usually received the intervention alone, except in 14 studies^{31,193,195,200,206,211,216,221,232,234,235,245,254,258} where a family member or carer was actively involved in the intervention; in two interventions^{216,267} that included the involvement of friends or a non-specified support person; in two studies^{31,245} that involved carers; and in one study³¹ that involved GPs in the intervention. Ten studies^{197,209,241,244,247,248,251,261,266,269} did not report the intervention recipient, in which case we assumed that this was just the patient.

Quality assessment

Only two studies,^{193,270} both of which were RCTs, received a global study quality rating of 'strong' using the EPHPP tool.⁴⁶ Twenty-six studies,^{194,196,199,202,205,211,213,215,217,220,222,223,225,227,232,234,235,239,242,243,256,258,264,267–269} of which 24 were RCTs, received a 'moderate' quality rating, and the remaining 45 studies^{191,192,195,197,198,200,201,203,204,206–210,212,214,216,218,221,224,226,228–231,236–238,241,244,245,247,248,250–255,257,259,261–263,266} (22 RCTs) were rated as 'weak'. Quality ratings are displayed in *Table 4*, with the full breakdown of scores for each item provided in *Report Supplementary Material 4*.

The component that contributed most towards the large number of 'weak' global ratings was the 'data collection methods' item, on which only nine studies^{193,194,215,232,255,264,267,269,270} received a 'strong' rating and one study received a 'moderate' rating.²⁵⁷ To receive a rating of 'strong' for this domain, studies had to have discussed the reliability and validity of their primary outcome measure, unless this was well known. In addition, while not contributing towards the global rating of each paper, only 31^{191–195,197,201,202,206,208–210,215,217,223–227,232,234,235,237,239,250,252,255,257,259,264,268} of the 73 studies prioritised for synthesis (43.2%) clearly defined their LOS outcome. Only two studies^{229,270} achieved a 'strong' rating on the selection bias component, with eight studies^{205,210,215,221,231,236,238,248} scoring 'weak' and the rest scoring 'moderate'.

Forty-two studies^{192,193,196,199,200,202,204,205,209–211,213–215,217,220–223,225–227,231,234–236,239,242,243,248,251,254–256,258,261,264,266–270} received a 'strong' rating on the study design component, with 31 scoring as 'weak'.^{191,194,195,197,198,201,203,206–208,212,216,218,224,228–230,232,237,238,241,244–247,249,250,252,253,257,259,260,262,263} All of the strongly scoring studies for this component were RCTs. All UBA studies prioritised for inclusion were rated as 'weak', as were the two controlled trials.^{224,259} Six RCTs^{198,217,242,244,247,252} received a 'weak' rating because randomisation was not described. On the component considering the likelihood of possible confounding of results, the majority of studies were rated as 'strong', although one study²¹³ received a rating of 'moderate' and 20 were rated as 'weak'.^{192,198,200,201,204,207,212,214,226,230,231,237,241,244,245,251,253–255,261,266,267} Regarding the blinding of outcome assessors and study participants, four studies^{194,197,250,262} were rated as 'strong' and five studies^{192,209,251,255,264} received a 'weak' rating, with the remaining studies 'moderate'. Studies scored most highly in terms of reporting of numbers and reasons for withdrawal and dropouts. All but 11 studies^{191,192,194,195,208,236,245,252,257,266,269} were rated as 'strong' on this component, including 20 of the 23 UBA studies prioritised for synthesis.^{194,195,197,201,203,206,207,212,216,218,228,230,232,237,238,241,250,253,262,263} Two studies^{194,195} were scored as 'moderate' on this item, and 10 studies^{191,192,208,236,242,245,252,257,266,269} obtained a 'weak' rating.

TABLE 3 Summary of intervention characteristics by broad procedural category

First author, year, country	Intervention name in study	Category	Stated aims of intervention	Stages of the care pathway at which intervention elements were delivered					Who was involved in delivery?	Comparator name in study	Outcomes reported (other than LOS)		
				Pre admission	Preoperative	Perioperative	Postoperative	Post discharge				Site	
Abdominal surgery													
Chen 2017, ¹⁹⁹ Taiwan	mHELP	ERP	Reduce incidence of delirium and LOS			X	X			Hospital	Trained mHELP nurse	Usual care	Complications
Cardiac surgery													
Arthur 2000, ¹⁹³ Canada	Preoperative Intervention	Prehab	Improve patients' physical and psychological readiness for surgery, reducing LOS	X						Hospital, phone, patient home	Kinesiologists/exercise specialists nurses, psychologist, family	Usual care	Complications, mental health, QoL
Fleming 2016, ²⁰⁸ UK	ERACS	ERP	Reduce LOS, improve perioperative outcomes	X	X	X	X			Hospital	NR	Pre-care bundle	Complications, mortality, MoR
Furze 2009, ²¹⁰ UK	HeartOp programme	Prehab	Reduce anxiety and depression, encourage healthy behaviours	X						Outpatient clinic, patient home	Nurse facilitator	Routine nurse counselling/education	Costs , QoL, re-admissions, UAC, mortality, complications, MoR, mental health
Goodman 2008, ²¹⁵ UK	'Fit for surgery' nurse-led support and education programme	Prehab	Reduce anxiety, improve control of factors related to postop complications and CHD progression	X						Patient home	Hospital nurses	Standard care	Costs
Probst 2014, ²⁵⁵ Germany	PACU	Specialist ward	Reduce extubation time and LOS in ICU post surgery		X	X	X			NR	NR	Postoperative care in ICU	Complications, mortality
Rosenfeldt 2011, ²⁵⁸ Australia	Physical conditioning and mental stress reduction	Prehab	Evaluate effect on QoL, rates of postoperative atrial fibrillation, LOS, fitness improvements, stress management	X						Outpatient clinics, patient home	PT, family	Usual care	QoL, mental health

continued

TABLE 3 Summary of intervention characteristics by broad procedural category (*continued*)

First author, year, country	Intervention name in study	Category	Stated aims of intervention	Stages of the care pathway at which intervention elements were delivered					Site	Who was involved in delivery?	Comparator name in study	Outcomes reported (other than LOS)
				Pre admission	Preoperative	Perioperative	Postoperative	Post discharge				
Salhiyyah 2011, ²⁵⁹ UK	Fast-track programme	Specialist ward	Improve clinical and economic outcomes, shorten ICU stay			X	X		Hospital	NR	ICU for minimum 1 day, transfer to ward	Costs , re-admissions
van der Peijl 2004, ²⁶⁶ the Netherlands	Exercise therapy	Rehab	Facilitate recovery after surgery				X		Hospital	PT	Low frequency exercise programme 1 x day, excluding weekends	MoR
Colorectal surgery												
Anderson 2003, ¹⁹² UK	Multimodal optimisation	ERP	Optimise pre-op, perioperative and post-op management	X	X	X	X		General hospital	MDT	Conventional Care	MoR, complications, readmissions
Carli 2010, ¹⁹⁸ Canada	Bike/strengthening prehabilitation	Prehab	Optimise recovery of functional walking capacity post surgery	X					Patient home	NR	Walking/breathing group	MoR, mental health, QoL, complications
Dronkers 2010, ²⁰⁴ the Netherlands	Preoperative therapeutic programme	Prehab	Improve physical condition before surgery and improve recovery	X					Outpatient department, patient home	NR	Home-based exercise advice	Complications, QoL, MoR
Forsmo 2016, ²⁰⁹ Norway	ERAS	ERP	Reduce LOS	X	X	X	X		Hospital	MDT	Standard care	Complications, mortality, re-admissions, MoR
García-Botello 2011, ²¹¹ Spain	Perioperative multimodal rehabilitation protocol	ERP	Improve recovery	X	X	X	X		Outpatient clinic, hospital	MDT, family	TC	Complications, MoR, costs re-admissions
Gatt 2005, ²¹³ UK	Multimodal optimisation package	ERP	Reduce surgical stress response, complication, health costs and LOS. Accelerate recovery, without compromising patient safety	X	X	X	X		Hospital	MDT	Conventional care	Complications, MoR, mortality, re-admissions, UAC

First author, year, country	Intervention name in study	Category	Stated aims of intervention	Stages of the care pathway at which intervention elements were delivered						Who was involved in delivery?	Comparator name in study	Outcomes reported (other than LOS)	
				Pre admission	Preoperative	Perioperative	Postoperative	Post discharge	Site				
Gillis 2014, ²¹⁴ Canada	Prehab	Prehab	Reduce LOS	X						Patient home	MDT	Rehab	QoL, MoR, mental health, complications, re-admissions
Khan 2013, ²²⁹ UK	ERAS	ERP	Improve recovery	X	X	X	X			Hospital	MDT	Laparoscopic surgery with no ERAS pathway	Re-admissions, complications
Khoo 2007, ²³¹ UK	Multimodal Perioperative management protocol	ERP	Reduce LOS, improve independence		X	X	X			Hospital	MDT	Control	Complications, MoR, re-admissions, satisfaction, UAC, mortality
King 2006, ²³² UK	Enhanced recovery pathway	ERP	Improve clinical outcomes, QoL and costs	X		X	X			Outpatient clinic, hospital	MDT, family	Conventional care	Costs, complications, mortality, re-admissions
Lee 2011, ²³⁵ South Korea	Rehab programme	ERP	Reduce LOS			X	X			Hospital	MDT, family	Conventional care	Complications, MoR
Lidder 2013, ²³⁶ UK	Carbohydrate and nutritional supplements plus ERAS	ERP	Improve recovery		X		X			Hospital	NR	PrO and PO placebo drinks	Complications, MoR
Maggiori 2017, ²³⁹ France	FFT programme	ERP	Decrease morbidity	X	X	X	X			Hospital	MDT	Limited fast-track programme	Complications, MoR, mortality
Mari 2014, ²⁴³ 2016, Italy	Fast-track protocol; ERAS group	ERP	Reduce LOS, improve care; Improve immune and nutrition outcomes	X	X	X	X			Hospital	MDT	Standard care	Complications, MoR, re-admissions
Muller 2009, ²⁵¹ Switzerland	Fast-track protocol	ERP	Reduce morbidity and complications	X	X	X	X			Hospital	MDT	Standard care	Re-admissions, complications
Pappalardo 2016, ²⁵² Italy	Fast-track protocol	ERP	Reduce LOS, morbidity, mortality and improve QoL		X	X				Hospital	MDT	Traditional care	Complications, mortality, MoR
Dhruva Rao 2015, ²⁰³ UK	ERP	ERP	Reduce LOS	X	X	X	X			Hospital	MDT	Pre-ERP: non fast-track	Complications, mortality

continued

TABLE 3 Summary of intervention characteristics by broad procedural category (*continued*)

First author, year, country	Intervention name in study	Category	Stated aims of intervention	Stages of the care pathway at which intervention elements were delivered					Who was involved in delivery?	Comparator name in study	Outcomes reported (other than LOS)	
				Pre admission	Preoperative	Perioperative	Postoperative	Post discharge				Site
van Bree 2011 ²⁶⁵ and Vlug 2011, ²⁶⁸ the Netherlands	Fast-track programme	ERP	Reduce LOS	X	X	X	X		Hospital: multisite	MDT	SC with laparoscopy or open surgery	Complications, MoR, mortality, re-admissions, costs
Lower limb arthroplasty												
Barlow 2013, ¹⁹⁵ UK	Ring-fenced orthopaedic ward	Specialist ward	Reduce LOS				X		Hospital	MDT, family	Prior to ring-fenced ward: general orthopaedic ward	None
Borgwardt 2009, ¹⁹⁶ Denmark	Accelerated recovery programme	ERP	Reduce LOS with good clinical outcomes	X	X	X	X	X	Hospital	MDT	Conventional care	MoR, UAC, re-admissions
Crowe 2003, ²⁰⁰ Canada	Rehab	Prehab	Improve outcomes and recovery, reduce LOS	X					Hospital, clinic, patient home	MDT, family	Usual care	MoR, complications
den Hertog 2012 ²⁰² , Germany	Pathway-controlled fast track Rehab	Rehab	Improve recovery				X		Hospital, rehabilitation centre	NR	Standard PO rehabilitation	QoL, complications
Dwyer 2012, ²⁰⁶ UK	Enhanced Recovery Pathway	ERP	Improve recovery	X	X	X	X	X	Assumed outpatient clinic, hospital	Surgeons, nurses, PTs, OTs, patient as active participant, family	Conventional care	Re-admissions
Gordon 2011, ²¹⁶ UK	Rapid recovery programme	ERP	Reduce LOS	X	X	X	X	X	Hospital, outpatient clinic	MDT, family, friend	Pre-rapid recovery programme	None
Harari 2007, ²¹⁸ UK	POPS	ERP	Improve access to elective surgery for vulnerable older people	X			X	X	Hospital, clinic, patient home	Consultant geriatrician, nurse specialist in older people, OT, PT, SW	Pre-POPS cohort	Mortality, complications, re-admissions
Hoogbeem 2010, ²²¹ the Netherlands	Preoperative therapeutic exercise	Prehab	Prevent decline of functional health status when waiting for surgery	X					Patient home	NR	Usual Pro/PO care	QoL, MoR, complications

First author, year, country	Intervention name in study	Category	Stated aims of intervention	Stages of the care pathway at which intervention elements were delivered						Who was involved in delivery?	Comparator name in study	Outcomes reported (other than LOS)	
				Pre admission	Preoperative	Perioperative	Postoperative	Post discharge	Site				
Huang 2012, ²²² Taiwan	Home rehab education programme	Prehab	Improve range of motion of the knee, reduce pain, decrease LOS	X						Patient home	PT	Conventional care	Complications, costs, MoR
Huddleston 2004, ²²³ USA	Hospitalist-orthopaedic team (co-management care)	Staff mix	Improve efficiency and quality of care		X		X			Hospital	Hospitalist faculty (no residents), consultative medical specialty teams (faculty and resident)	Standard care	Complications, costs
Hunt 2009, ²²⁴ Salmon 2013, ²⁶⁰ UK	Rapid discharge policy	ERP	Reduce LOS, maintain functional recovery and QoL	X	X	X	X	X		Hospital, outpatient clinic	MDT	Comparator 1: usual care in large regional centre surgical unit. Comparator 2: usual care in treatment centre	Costs, QoL, MoR, UAC, satisfaction
Khan 2014, ²³⁰ UK	Enhanced recovery programme	ERP	Reduce early mortality after surgery and LOS. Reduce perioperative blood loss, facilitate earlier mobilisation	X	X	X	X	X		Two hospital sites	MDT	Traditional care	Complications, mortality, re-admissions
Larsen 2008, ²³⁴ 2008, ²³³ Denmark	Accelerated perioperative care and rehab	ERP	Reduce LOS	X	X	X	X	X		Hospital	MDT, family	Usual care	Costs, QoL, re-admissions
Maempel 2015, ²³⁸ UK	ERP	ERP	Reduce LOS without adversely affecting functional recovery and ROM at 1 year post operation	X		X	X			Hospital	MDT	Pre-ERP	Complications, re-admissions, MoR
Maempel 2016, ²³⁷ UK	ERP	ERP	Improve joint function	X		X	X			Outpatient clinic, hospital	MDT	Traditional care	Re-admissions, MoR, mortality
Malviya 2011, ²⁴¹ UK	Enhanced recovery programme	ERP	Reduce LOS and early complications	X		X	X			Hospital, assumed outpatients clinic	MDT	Traditional protocol	Mortality, complications, re-admissions

continued

TABLE 3 Summary of intervention characteristics by broad procedural category (*continued*)

First author, year, country	Intervention name in study	Category	Stated aims of intervention	Stages of the care pathway at which intervention elements were delivered						Who was involved in delivery?	Comparator name in study	Outcomes reported (other than LOS)	
				Pre admission	Preoperative	Perioperative	Postoperative	Post discharge	Site				
McGregor 2004, ²⁴⁴ UK	Preoperative Hip Rehab Advice	Prehab	Aid patient recovery	X						NR	NR	Standard care	QoL, MoR, costs
Mertes 2013, ²⁴⁵ UK	Integrated care pathway	ERP	Reduce LOS, improve surgery re-admission rate and postoperative LOS	X	X	X	X	X		Outpatient clinic, hospital	MDT, family, carers	Standard Pro treatment	None
Pengas 2015, ²⁵³ UK	Weekend physiotherapy	Rehab	Faster rehabilitation and recovery				X			Hospital	PT assistant	Weekday PT only	MoR
Pour 2007, ²⁵⁴ USA	Group 1: standard incision, enhanced protocol. Group 2: small incision, enhanced protocol	ERP	To assess influence of intervention on outcomes of total hip arthroplasty	X	X		X			Outpatient clinic, hospital	MDT, family	Group 3: standard incision, standard protocol. Group 4: small incision, standard protocol	Complications, QoL, MoR, mental health
Reilly 2005, ²⁵⁶ UK	Accelerated recovery protocol	ERP	Reduce pain to allow for early mobilisation				X	X		Hospital, patient home	MDT	Standard care	MoR complications, satisfaction, costs
Siggeirs dottir 2005, ²⁶¹ Iceland	Preoperative education and training programme/ rehab and nursing	ERP	Reduce LOS	X		X		X		Outpatient clinic, patient home	PT, OT	Conventional care	Complications, MoR re-admissions
Starks 2014, ²⁶² UK	Enhanced recovery pathway	ERP	Improve patient care, reduce LOS	X	X	X	X	X		Hospital	MDT	Pre-ERP	Mortality, re-admissions
Vesterby 2017, ²⁶⁷ Denmark	Telemedicine support	Rehab	Reduce LOS				X	X		Outpatient clinic, patient home	PT, support person ^a	Fast track	Re-admissions, UAC

First author, year, country	Intervention name in study	Category	Stated aims of intervention	Stages of the care pathway at which intervention elements were delivered						Who was involved in delivery?	Comparator name in study	Outcomes reported (other than LOS)	
				Pre admission	Preoperative	Perioperative	Postoperative	Post discharge	Site				
Williamson 2007, ²⁶⁹ UK	Physiotherapy	Prehab	Improve condition before surgery, improve recovery	X						NR	PT	Home exercise	QoL, mental health, MoR
Pelvic surgery													
Arumainayagam 2008, ¹⁹⁴ UK	ERP	ERP	Reduce LOS		X		X			Hospital	MDT	Prior to ERP implementation	Complications, MoR, mortality, re-admissions
Gralla 2007; ²¹⁷ Magheli 2001, ²⁴⁰ Germany	Fast track surgery	ERP	Allow hospital discharge 3 days after surgery without additional complication; improve outcomes (pain, mobilisation, recovery of intestinal function), reduce LOS		X	X	X	X		University hospital; hospital	MDT	Conventional care	Complications, MoR, satisfaction, re-admissions
Jensen 2015, ²²⁵ Denmark	Multi-professional rehab programme	ERP	Reduce LOS	X			X			Hospital, patient home	MDT	Standard care	Complications, MoR, mortality, re-admissions
Mukhtar 2013, ²⁵⁰ UK	ERP	ERP	Improve inpatient hospital stay while ensuring clinical safety	X	X	X	X			Hospital	MDT	Pre-ERP	MoR, complications
Thoracic surgery													
Brunelli 2017, ¹⁹⁷ UK	ERP	ERP	Improve outcome benefits	X	X	X	X	X		Hospital	MDT	Pre-ERP: TM	Re-admissions, mortality, complications
Gatenby 2015, ²¹² UK	ERAS	ERP	Reduced total LOS and stay on CCU	X	X	X	X	X		Teaching Hospital	MDT	Pre-ERP	Mortality, re-admissions
Karran 2016, ²²⁸ UK	Multimodal perioperative pathway	ERP	Improve recovery, reduce LOS, reduce morbidity/mortality	X	X	X	X			Outpatient clinic and hospital	MDT	Pre-ERP	Re-admissions, mortality
Muehling 2008, ²⁴⁸ Germany	ERP	ERP	Reduce pulmonary complications		X	X	X			Hospital ^b	MDT	Pre-pathway: conservative treatment	Complications

continued

TABLE 3 Summary of intervention characteristics by broad procedural category (*continued*)

First author, year, country	Intervention name in study	Category	Stated aims of intervention	Stages of the care pathway at which intervention elements were delivered					Site	Who was involved in delivery?	Comparator name in study	Outcomes reported (other than LOS)	
				Pre admission	Preoperative	Perioperative	Postoperative	Post discharge					
<i>Surgery to remove tumours (various locations)</i>													
Hempenius 2013 ²²⁰ and 2016, ²¹⁹ the Netherlands	LIFE study	PACP	Prevent postoperative delirium	X						University medical centre, teaching hospital, community hospital	Geriatric team	Standard care	Complications, QoL, mortality, re-admissions, mental health
<i>Upper abdominal surgery</i>													
Abu Hilal 2013, ¹⁹¹ UK	ERP	ERP	Assess feasibility and safety of ERP, reduce LOS		X	X	X			Hospital	MDT	Traditional management	MoR, mortality, complications, re-admissions
Dasari 2015, ²⁰¹ UK	ERP	ERP	Reduce LOS	X	X	X	X			Hospital	MDT	Pre-pathway/ERP	Complications, MoR, re-admissions
Dunne 2016, ²⁰⁵ UK	Prehabilitation Exercise Programme	Prehab	Improve fitness to improve recovery	X						NR	NR	Standard care	Re-admissions, QoL mental health
Jones 2013, ²²⁶ UK	ERP	ERP	Reduce morbidity and LOS	X	X		X			Hospital	MDT	Standard care	QoL mortality, MoR, complications, re-admissions
Kapritsou 2017, ²²⁷ Greece	Fast-track recovery programme	ERP	Improve care, improved management of stress and pain			X	X			Oncology hospital	MDT	Conventional care	Mental health, MoR, complications
Richardson 2015, ²⁵⁷ UK	ERP	ERP	Reduce LOS, maintain patient safety		X	X	X	X		Hospital, outpatient clinic	MDT	Traditional management	Complications, MoR, mortality, costs
Sutcliffe 2015, ²⁶³ UK	ERP	ERP	Improve clinical outcomes		X	X	X	X		Hospital	MDT	Pre-ERP	Complications, mortality, re-admissions

First author, year, country	Intervention name in study	Category	Stated aims of intervention	Stages of the care pathway at which intervention elements were delivered						Who was involved in delivery?	Comparator name in study	Outcomes reported (other than LOS)	
				Pre admission	Preoperative	Perioperative	Postoperative	Post discharge	Site				
Tanaka 2017, ²⁶⁴ Japan	ERAS	ERP	Reduce LOS, enhance recovery		X	X	X			Hospital	MDT	Conventional care	Complications, MoR, re-admissions, costs
Various													
Ellis 2012, ²⁰⁷ UK	Preoperative assessment and care plan	PACP	Identify high-risk patients and give appropriate care	X						Clinic, hospital, patient home as appropriate	Nurse, OT	Pre-programme: routine care	Complications, mental health
Vascular surgery													
Muehling 2008, ²⁴⁷ 2009, ²⁴⁶ 2011, ²⁴⁹ Germany	Fast-track regime	ERP	Reduce morbidity and mortality after major surgical procedures		X	X	X			Hospital	MDT	Pre-pathway: conservative treatment	Complications, MoR, mortality, re-admissions
Partridge 2017, ³¹ UK	Preoperative assessment and care plan	PACP	Optimise care to decrease mortality and morbidity	X				X		Clinic for CGA, hospital for delivery of care plan (assumed)	MDT (geriatrician, CN specialist, SW, OT) depending on patient need, family, carers, GP	Standard Pro assessment	Complications, re-admissions, MoR
<p>AF, atrial fibrillation; CCU, critical care unit; CHD, coronary heart disease; CN, clinical nurse; ERACS, Enhanced Recovery After Cardiac Surgery; FFT, Full Fast Track; GI, gastrointestinal; ICU, intensive care unit; IV, intravenous; LIFE, Liaison Intervention in Frail Elderly; MDT, multidisciplinary team; MoR, markers of recovery; NA, not applicable; NR, not reported; OA, older adult; OT, occupational therapist; PA, pre admission; PACU, post-anaesthetic care unit; PCA, patient-controlled analgesia; PD, post discharge; PO, postoperative; POD, postoperative day; POPS, proactive care of older people undergoing surgery; Pro, preoperative; PrT, pre treatment; PT, physiotherapy; QoL, quality of life; ROM, range of movement/motion; SW, social worker; UAC, use of additional care.</p> <p>a Eligibility criteria state need for a 'support' person: role not specified.</p> <p>b Assumed.</p>													

TABLE 4 Quality assessment of prioritised studies

Study (first author and year)	Component rating (1 = strong, 2 = moderate, 3 = weak)						Is it clear how LOS is defined (Y/N)? ^a	Global rating of paper (strong, no weak ratings; moderate, 1 weak rating; weak, ≥ 2 weak ratings)
	Selection bias	Study design	Confounders	Blinding of assessors and participants	Data collection methods	Withdrawals and dropouts		
Abdominal surgery								
Chen 2017 ¹⁹⁹	2	1	1	2	3	1	N	Moderate
Cardiac surgery								
Arthur 2000 ¹⁹³	2	1	1	2	1	1	Y	Strong
Fleming 2016 ²⁰⁸	2	3	1	2	3	3	Y	Weak
Furze 2009 ²¹⁰	3	1	1	2	3	1	Y	Weak
Goodman 2008 ²¹⁵	3	1	1	2	1	1	Y	Moderate
Probst 2014 ²⁵⁵	2	1	3	3	1	1	Y	Weak
Rosenfeldt 2011 ²⁵⁸	2	1	1	2	3	1	N	Moderate
Salhiyyah 2011 ²⁵⁹	2	3	1	2	3	1	Y	Weak
van der Peijl 2004 ²⁶⁶	2	1	3	2	3	3	N	Weak
Colorectal surgery								
Anderson 2003 ¹⁹²	2	1	3	3	3	3	Y	Weak
Carli 2010 ¹⁹⁸	2	3	3	2	3	1	N	Weak
Dronkers 2010 ²⁰⁴	2	1	3	2	3	1	N	Weak
Forsmo 2016 ²⁰⁹	2	1	1	3	3	1	Y	Weak
García-Botello 2011 ²¹¹	2	1	1	2	3	1	N	Moderate
Gatt 2005 ²¹³	2	1	2	2	3	1	N	Moderate
Gillis 2014 ²¹⁴	2	1	3	2	3	1	N	Weak
Khan 2013 ²²⁹	2	3	1	2	3	1	N	Weak
Khoo 2007 ²³¹	3	1	3	2	3	1	N	Weak
King 2006 ²³²	2	3	1	2	1	1	Y	Moderate

Study (first author and year)	Component rating (1 = strong, 2 = moderate, 3 = weak)							Is it clear how LOS is defined (Y/N)? ^a	Global rating of paper (strong, no weak ratings; moderate, 1 weak rating; weak, ≥ 2 weak ratings)
	Selection bias	Study design	Confounders	Blinding of assessors and participants	Data collection methods	Withdrawals and dropouts			
Lee 2011 ²³⁵	2	1	1	2	3	1	Y	Moderate	
Lidder 2013 ²³⁶	3	1	1	2	3	3	N	Weak	
Maggiori 2017 ²³⁹	2	1	1	2	3	1	Y	Moderate	
Mari 2016 ²⁴²	2	1	1	2	3	1	N	Moderate	
Mari 2016 ²⁴²	2	1	1	2	3	1	N	Moderate	
Muller 2009 ²⁵¹	2	1	3	3	3	1	N	Weak	
Pappalardo 2016 ²⁵²	2	3	1	2	3	3	Y	Weak	
Dhruva Rao 2015 ²⁰³	2	3	1	2	3	1	N	Weak	
van Bree 2011, ²⁶⁵ Vlug 2011 ²⁶⁸	2	1	1	2	3	1	Y	Moderate	
Lower limb arthroplasty									
Barlow 2013 ¹⁹⁵	2	3	1	2	3	2	Y	Weak	
Borgwardt 2009 ¹⁹⁶	2	1	1	2	3	1	N	Moderate	
Crowe 2003 ²⁰⁰	2	1	3	2	3	1	N	Weak	
den Hertog 2012 ²⁰²	2	1	1	2	3	1	Y	Moderate	
Dwyer 2012 ²⁰⁶	2	3	1	2	3	1	Y	Weak	
Gordon 2011 ²¹⁶	2	3	1	2	3	1	N	Weak	
Harari 2007 ²¹⁸	2	3	1	2	3	1	N	Weak	
Hoogeboom 2010 ²²¹	3	1	1	2	3	1	N	Weak	
Huang 2012 ²²²	2	1	1	2	3	1	N	Moderate	
Huddleston 2004 ²²³	2	1	1	2	3	1	Y	Moderate	
Hunt 2009, ²²⁴ Salmon 2013 ²⁶⁰	2	3	1	2	3	1	Y	Weak	
Khan 2014 ²³⁰	1	3	3	2	3	1	N	Weak	

continued

TABLE 4 Quality assessment of prioritised studies (*continued*)

Study (first author and year)	Component rating (1 = strong, 2 = moderate, 3 = weak)						Is it clear how LOS is defined (Y/N)? ^a	Global rating of paper (strong, no weak ratings; moderate, 1 weak rating; weak, ≥ 2 weak ratings)
	Selection bias	Study design	Confounders	Blinding of assessors and participants	Data collection methods	Withdrawals and dropouts		
Larsen 2008 ²³⁴	2	1	1	2	3	1	Y	Moderate
Maempel 2015 ²³⁸	2	3	1	2	3	1	N	Weak
Maempel 2016 ²³⁷	2	3	3	2	3	1	Y	Weak
Malviya 2011 ²⁴¹	2	3	3	2	3	1	N	Weak
McGregor 2004 ²⁴⁴	2	3	3	2	3	1	N	Weak
Mertes 2013 ²⁴⁵	2	3	3	2	3	3	N	Weak
Pengas 2015 ²⁵³	2	3	3	2	3	1	N	Weak
Pour 2007 ²⁵⁴	2	1	3	2	3	1	N	Weak
Reilly 2005 ²⁵⁶	2	1	1	2	3	1	N	Moderate
Siggeirsdottir 2005 ²⁶¹	2	1	3	2	3	1	N	Weak
Starks 2014 ²⁶²	2	3	1	1	3	1	N	Weak
Vesterby 2017 ²⁶⁷	2	1	3	2	1	1	N	Moderate
Williamson 2007 ²⁶⁹	2	1	1	2	1	3	N	Moderate
<i>Pelvic surgery</i>								
Arumainayagam 2008 ¹⁹⁴	2	3	1	1	1	2	Y	Moderate
Gralla 2007; ²¹⁷ Magheli 2011 ²⁴⁰	2	1	1	2	3	1	Y	Moderate
Jensen 2015 ²²⁵	2	1	1	2	3	1	Y	Moderate
Mukhtar 2013 ²⁵⁰	2	3	1	1	3	1	Y	Weak

Study (first author and year)	Component rating (1 = strong, 2 = moderate, 3 = weak)						Is it clear how LOS is defined (Y/N)? ^a	Global rating of paper (strong, no weak ratings; moderate, 1 weak rating; weak, ≥ 2 weak ratings)
	Selection bias	Study design	Confounders	Blinding of assessors and participants	Data collection methods	Withdrawals and dropouts		
Thoracic surgery								
Brunelli 2017 ¹⁹⁷	2	3	1	1	3	1	Y	Weak
Gatenby 2015 ²¹²	2	3	3	2	3	1	N	Weak
Karran 2016 ²²⁸	2	3	1	2	3	1	N	Weak
Muehling 2008 ²⁴⁸	3	1	1	2	3	1	N	Weak
Surgery to remove tumours								
Hempenius 2013, ²²⁰ 2016 ²¹⁹	2	1	1	2	3	1	N	Moderate
Upper abdominal surgery								
Abu Hilal 2013 ¹⁹¹	2	3	1	2	3	3	Y	Weak
Dasari 2015 ²⁰¹	2	3	3	2	3	1	Y	Weak
Dunne 2016 ²⁰⁵	2	1	1	2	3	1	N	Moderate
Jones 2013 ²²⁶	2	1	3	2	3	1	Y	Weak
Kapritsou 2017 ²²⁷	2	1	1	2	3	1	Y	Moderate
Richardson 2015 ²⁵⁷	2	3	1	2	2	3	Y	Weak
Sutcliffe 2015 ²⁶³	2	3	1	2	3	1	N	Weak
Tanaka 2017 ²⁶⁴	2	1	1	3	1	1	Y	Moderate
Various surgeries								
Ellis 2012 ²⁰⁷	2	3	3	2	3	1	N	Weak
Vascular surgery								
Muehling 2008, ²⁴⁷ 2009, ²⁴⁶ 2011 ²⁴⁹	2	3	1	2	3	1	N	Weak
Partridge 2017 ³¹	1	1	1	2	1	1	N	Strong
N, no; Y, yes. a Not included in global rating of paper.								

Synthesis of evidence from randomised controlled trials

Interventions to improve recovery from colorectal surgery: randomised controlled trials

There were 17 RCTs (published in 18 papers) evaluating interventions intended to improve recovery and/or reduce LOS for older adults following elective colorectal surgery. Of these, 14 studies^{192,199,209,211,213,231,235,236,239,242,243,251,252,265,268} evaluated ERP interventions and three^{198,204,214} trialled prehab. All ERP interventions were compared with usual or standard care, while prehab interventions were compared with walking and breathing exercises,¹⁹⁸ rehabilitation²¹⁴ and home-based exercise advice.²⁰⁴ The study by Vlug and colleagues²⁶⁸ included comparisons of ERP and standard care in both open and laparoscopic surgery as separate intervention arms.

Four studies were conducted in the UK,^{192,213,231,236} three were conducted in Italy,^{242,243,252} two were conducted in each of the Netherlands^{204,268} and Canada,^{198,214} and single studies originated from Spain,²¹¹ France,²³⁹ Switzerland,²⁵¹ Norway,²⁰⁹ Taiwan¹⁹⁹ and South Korea.²³⁵ A total of 3079 people commenced trials, with sample sizes ranging from 25¹⁹² to 427.²⁶⁸ Participants were admitted for hemicolectomy (left and right), resection of malignant lesions, colonic reconstruction, colorectal resection, rectal resection, high anterior resection, colonic resection and extraperitoneal rectal surgery. Across the included studies, the mean proportion of female participants was 44%. Ages within included studies were reported as either median or mean and can be viewed in *Table 2*.

The two studies by Mari and colleagues^{242,243} utilised the same intervention with different samples, the latter study focusing on patients of ≥ 70 years of age. van Bree and colleagues²⁶⁵ reported on a small sample of the original 427 participants in the study by Vlug and colleagues²⁶⁸ focusing on recovery of gastrointestinal transit. In this case, we report outcome data from the original sample in the study by Vlug and colleagues²⁶⁸ only, except where van Bree and colleagues²⁶⁵ reported additional, unique outcomes. The study by Chen and colleagues¹⁹⁹ included patients undergoing procedures that could be categorised as both colorectal and upper abdominal surgery; we report the data for patients undergoing left and right hemicolectomies as distinct groups in this section, with those undergoing gastrectomy or pancreaticoduodenectomy reported in the upper abdominal section (see *Interventions to improve recovery from upper abdominal surgery: randomised controlled trials*).¹⁹⁹

Overview: colorectal surgery

Thirteen RCTs evaluated the effectiveness of ERP interventions to improve recovery from colorectal surgery, and three evaluated prehab interventions. This body of evidence is summarised in *Table 5*. Full details of the effectiveness of interventions in this type of surgery are reported in *ERP interventions* and *Prehab interventions*.

Meta-analysis suggests that ERP interventions are associated with a statistically significant, medium-sized effect on LOS, reducing LOS by a mean of 1.8 days (range 0.0–5.1 days) compared with usual care (based on data from eight comparisons); however, this effect was weaker when a much older outlier study with a small sample size was removed from the analysis.¹⁹² This change in LOS did not lead to negative consequences for other clinical outcomes, as meta-analyses indicated no statistically significant difference overall in the rates of re-admissions (data from seven comparisons) or complications (data from 15 comparisons). Furthermore, there was evidence from meta-analyses of statistically significant improvements on patient-reported outcomes following ERP interventions, including return of bowel function, meeting mobilisation goals earlier and achieving control of pain sooner, although these data always came from three or four studies and there was usually high statistical heterogeneity.

Three ERP intervention studies^{199,236,239} reported no significant differences in clinical outcomes compared with usual care. The interventions and comparators within two of these studies were atypical. The intervention evaluated by Chen *et al.*¹⁹⁹ mainly involved a series of tailored postoperative care protocols, added to existing ERP pathways which implemented few ERAS recommendations. For example, mechanical bowel preparation, overnight fasting, routine use of drains and nasogastric tubes were all implemented,

TABLE 5 Summary of studies, intervention components and findings for RCTs evaluating interventions to improve recovery from colorectal surgery

Study details			Intervention components						Outcome categories							
First author, year, country (quality assessment)	Sample size	Intervention category	Pre hospital admission	Preoperative	Perioperative	Postoperative	Post discharge	Other	LOS	Complications	Mortality	Re-admissions	Markers of recovery	Mental health	Quality of life	Use of additional care
Chen 2017, ¹⁹⁹ Taiwan	535	ERP			FM	EON; COMM; EMOB		Oral and nutritional assistance protocol	◁▷(2/2)	↔(2/2)						
García-Botello 2011, ²¹¹ Spain	125	ERP	AEI	PreM; nMBP; nFAST	ANE; FM; WARM PONV	EON; EMOB; nNGT; CATH			▲	◁▷(4/4)		↔	x(6/6)			
Gatt 2005, ²¹³ UK	39	ERP	AEI; PBio	nMBP; CHL; nFAST	ANA; DRA; FM; nNGT; SURG	EON; EMOB			x	↔	↔	↔	x			↔
Lee 2011, ²³⁵ South Korea	100	ERP			FM	EON; EMOB; LAX; CATH		Pre admission: involvement of patient and family	x(2/2)	↔			▲(6/10) ▲(1/10) ◁▷(3/10)			
Maggiore 2017, ²³⁹ France	270	ERP	AEI	CHL; nFAST; PreM	PONV; ANE; FM; WARM	EON; EMOB; ANA			◁▷(2/2)	↔(2/2)	↔					
Mari 2014, ²⁴³ Italy	52	ERP		CHL; nFAST	ANE; FM; PONV	ANA; EON; EMOB; nNGT			▲	↔		↔	▲(5/5)			
Mari 2016, ²⁴² Italy	83	ERP		CHL; nFAST	ANE; FM; PONV	EON; EMOB; nNGT; ANA			▲	↔			▲(4/12) ▲(4/12) ◁▷(4/12)			
van Bree 2011, ²⁶⁵ Vlug 2011, ²⁶⁸ Netherlands, laparoscopic surgery	93; 427	ERP	AIE; EX	CHL; nFAST; PreM	ANA; FM; PONV	EON; EMOB; FM; NUT; LAX; CATH		Guided tour of surgical ward	△(2/2)	↔(2/2)	↔	↔	▲(2/9) ▲(4/9) △(1/9) ◁▷(2/9)			
van Bree 2011, ²⁶⁵ Vlug 2011, ²⁶⁸ Netherlands, open surgery	93; 427	ERP	AIE; EX	CHL; nFAST; PreM	ANA; FM; PONV	EON; EMOB; FM; NUT; LAX; CATH		Guided tour of surgical ward	◁▷(2/2)	↔(2/2)	↔	↔	▲(2/9) ▲(3/9) △(1/9) ◁▷(3/9)			

continued

TABLE 5 Summary of studies, intervention components and findings for RCTs evaluating interventions to improve recovery from colorectal surgery (continued)

Study details		Intervention components								Outcome categories						
First author, year, country (quality assessment)	Sample size	Intervention category	Pre hospital admission	Preoperative	Perioperative	Postoperative	Post discharge	Other	LOS	Complications	Mortality	Re-admissions	Markers of recovery	Mental health	Quality of life	Use of additional care
Anderson 2003, ¹⁹² UK	25	ERP	AEI; NUT	nMBP; CATH; CHL; nFAST	ANE; ANA; nNGT; SURG	EON; EMOB			▲	↔↔		x	▲(1/2) ◁▷(1/2)			
Forsmo 2016, ²⁰⁹ Norway	324	ERP	AEI	CHL; PreM	ANE; FM	LAX; ANA; CATH; EON; EMOB			x(2/2)	↔↔(3/3)	↔↔	↔↔	x(5/5)			
Khoo 2007, ²³¹ UK ^a	81	ERP		NUT	ANE; FM; nNGT	EON; EMOB; ANA; CATH			x(2/2)	▲	↔↔	↔↔	x(3/3)			↔↔(3/3)
Lidder 2013, ²³⁶ UK	57	ERP		CHL		EON; NUT			◁▷	▲(1/4) ↔↔(3/4)			◁▷			
Muller 2009, ²⁵¹ Switzerland	156	ERP			FM; DRA	ANA; EON; FM; NUT			x	▲(2/3) ↔↔(1/3)		↔↔				
Pappalardo 2016, ²⁵² Italy	50	ERP			ANE; AP; TP	EON; EMOB; nNGT; ANA			x	↔↔(3/3)	↔↔		x(4/4)			
Carli 2010, ¹⁹⁸ Canada	133	Prehab	EX						◁▷	↔↔			◁▷(2/2)	◁▷(2/2)	◁▷	
Dronkers 2010, ²⁰⁴ the Netherlands	42	Prehab	AEI; EX						◁▷	↔↔			▼(1/4) ◁▷(3/4)			▼(2/7) ◁▷(5/7)
Gillis 2014, ²¹⁴ Canada	89	Prehab	AEI; EX; NUT; PT					Weekly telephone contact	◁▷(2/2)	↔↔		↔↔(2/2)	x	◁▷(3/3)	◁▷(8/8)	

AEI, assessment, education, counselling or information; ANA, analgesia protocol; ANE, anaesthesia protocol; AP, antibiotic prophylaxis; CATH, catheter protocol; CHL, carbohydrate loading; COMM, communication protocol; DP, discharge planning; DRA, drain protocol; EMOB, early mobilisation; EON, early oral nutrition; EX, exercise programme; FM, fluid management protocol; LAX, laxative; nFAST, avoidance of prolonged fasting; nMBP, no mechanical bowel preparation; nNGT, nasogastric tube protocol; NUT, nutrition supplementation or diet management; OT, occupational therapy; Pbio, probiotic/prebiotic; PONV, active prevention of nausea and vomiting; PreM, pre-medication protocol; PT, physiotherapy; SoW, social worker; SURG, surgical approach differs between groups; TP, thromboprophylaxis; WARM, intraoperative warming protocol.

▲, standardised mean difference indicates significant large beneficial effect size (Cohen's *d* > 0.80); ▲, standardised mean difference indicates significant medium beneficial effect size (Cohen's *d* 0.50 to 0.79); △, standardised mean difference indicates significant small beneficial effect size (Cohen's *d* 0.20 to 0.49); ▼, standardised mean difference indicates significant medium detrimental effect size; ◁▷, standardised mean difference indicates no significant difference between groups; ▲, OR indicates significant beneficial effect; ↔↔, OR indicates no significant difference between groups; x, data but standardised mean difference or OR could not be calculated; [blank], not reported; (x/y), finding for x of y measures (e.g. where multiple measures per outcome category).

^a Patient satisfaction was reported in the study.

Study quality is indicated by the colour of the study details cell: dark green, 'moderate'; light blue, 'weak'.

in contradiction to ERAS Society guidelines.²⁷¹ The intervention evaluated by Lidder *et al.*²³⁶ involved adding preoperative carbohydrate loading and additional postoperative nutrition to the existing ERP provided to the comparator group. This suggests that these elements alone are not enough to reduce LOS compared with existing standards of care, although caution is required because the studies were low to moderate quality, respectively.

The ERP intervention evaluated by Vlug and colleagues²⁶⁸ was effective in reducing LOS when a laparoscopic surgical technique was used, but not when an open approach was used, indicating the potential influence of the surgical technique on the effectiveness of an ERP. However, the statistical results for the two studies were marginally different, and the effects for patient-reported outcomes were similar for patients undergoing both types of surgery. It is unclear why the intervention was not more effective than usual care in the study by Maggiori and colleagues,²³⁹ except that there were a number of similar pathway elements between the 'full fast-track' pathway and the 'limited fast-track' pathway that constituted usual care (*Table 6*).

The evidence for prehab interventions did not indicate a benefit for clinical or patient-reported outcomes, and it is notable that only three RCTs^{198,204,214} of 'weak' quality were identified. There were no significant differences in clinical outcomes for any study, and, although all of these studies measured additional outcomes, only Dronkers and colleagues²⁰⁴ identified a statistically significant difference between groups. Results from the study indicate an increase in the time taken to rise from a chair, a reduction in physical work capacity and an increase in fatigue among patients in the intervention group.²⁰⁴ This outcome was unexpected, as patients in the prehab group appeared to have performed worse on three outcomes. However, baseline scores for these three measures were similar to post-intervention scores, with near-statistically significant differences between groups.²⁰⁴ A fairer interpretation of the intervention's effects may be that it had little influence on these outcomes, rather than a negative impact. As such, caution is needed when interpreting this finding, particularly in the light of the fact that confounders were not controlled for in the study, which received a global quality rating of 'weak' overall. With this in mind, the evidence suggests that prehab interventions alone may not convey beneficial or detrimental effects to older adults undergoing elective colorectal surgery.

Elements of prehab (exercise, physiotherapy, nutrition all prior to admission) were present in only three of the ERP interventions,^{192,213,268} with mixed effectiveness reported. Therefore, little evidence is available to determine whether or not the addition of prehabilitation to ERP interventions might convey benefits on patient recovery.

Caution is advised when interpreting the evidence for colorectal surgery. Study effects should be interpreted alongside detail of the intervention evaluated, as there was considerable heterogeneity in both the content of interventions, and the evidence of effects, as highlighted in *Table 5*. Furthermore, comparators were often poorly described. Study quality was 'moderate' or 'weak', with no studies globally rated as 'strong'.

Enhanced recovery protocol interventions

Components of the ERP interventions and comparators are mapped against ERAS Society recommendations for colonic and rectal/pelvic surgery in *Table 6*.²⁷² The full details of both ERP and prehab interventions can be found in *Report Supplementary Material 3, Tables 1–4*. In summary, the most common ERP components were the provision of preoperative information, education and counselling (8/13 studies); avoidance of lengthy preoperative fasting (8/13); a standardised anaesthetic protocol (10/13); laparoscopic surgery used, where available (10/13); early removal of nasogastric tubes (8/13); thoracic epidural analgesia postoperatively (10/13); early oral intake postoperatively (12/13); perioperative nutritional care (11/13); and early mobilisation (11/13). The least common components were preoperative optimisation (3/13 studies); avoidance of pre-anaesthetic medication (3/13); active prophylaxis against postoperative nausea and vomiting (3/13); judicious use of vasopressors (2/13); transurethral (0/13) or suprapubic catheter (1/13) use; prevention of postoperative ileus with chewing gum, oral magnesium or alvimopan (1/13); and postoperative glucose control (0/13).

TABLE 6 Components of included ERP interventions and comparators, mapped against ERAS Society guidelines for colonic and pelvic/rectal surgery

ERAS item	Study (first author and year)												
	^a Forsmo 2016 ²⁰⁹	^a Lidder 2013 ²³⁶	Anderson 2003 ¹⁹²	Chen 2017 ¹⁹⁹	García-Botello 2011 ²¹¹	Gatt 2005 ²¹³	Khoo 2007 ²³¹	Lee 2011 ²³⁵	Maggiori 2017 ²³⁹	^b Mari 2014, ²⁴³ 2016 ²⁴²	Muller 2009 ²⁵¹	Pappalardo 2016 ²⁵²	van Bree 2011; ²⁶⁵ Vlug 2011 ²⁶⁸
Preoperative information, education and counselling	E		E		E	E		E, C	E	E, C			E
Preoperative optimisation			E			E				E, C			
Preoperative mechanical bowel preparation avoided			E		E	E					E, C		
Preoperative fasting: clear fluids allowed up to 2 hours and solids up to 6 hours prior to induction of anaesthesia	E, C		E			E ^c	E, ^c C ^c		E	E	E, ^c C ^c		E
Preoperative carbohydrate treatment	E	E	E			E			E ^c	E			E
Pre-anaesthetic medication: no routine long- or short-acting sedatives (colonic); no advantages in using long-acting benzodiazepines, short-acting should not be given to those aged > 60 years (R/P)	E				E								E
Prophylaxis against thromboembolism	E, C				E, C						E, C	E	
Antimicrobial prophylaxis and skin preparation	E, C		E, C		E, C					E, C	E, C	E	
Standard anaesthetic protocol	E	E, C	E		E, C	E, C	E, C		E		E, C	E	E, C
PONV prophylaxis					E				E				E
Laparoscopy and modifications of surgical access: recommended for colonic surgery	E, ^d C ^d	E, ^d C ^d	E, C	E, ^e C ^e	E, ^d C ^d			E, C	E, C	E, C	E, C		E, C
Nasogastric intubation: nasogastric tubes not routinely used	E, C	E, C	E			E		E, C			E, C		

ERAS item	Study (first author and year)											van Bree 2011; ²⁶⁵ Vlug 2011 ²⁶⁸	
	^a Forsmo 2016 ²⁰⁹	^a Lidder 2013 ²³⁶	Anderson 2003 ¹⁹²	Chen 2017 ¹⁹⁹	García-Botello 2011 ²¹¹	Gatt 2005 ²¹³	Khoo 2007 ²³¹	Lee 2011 ²³⁵	Maggiore 2017 ²³⁹	^b Mari 2014, ²⁴³ 2016 ²⁴²	Muller 2009 ²⁵¹		Pappalardo 2016 ²⁵²
Nasogastric tubes removed before extubation	E, C		E		E	E	E		E, C	E			E, C
Preventing intraoperative hypothermia	E, C	E, C			E, C				E, C	E, C			E, C
Perioperative fluid management: intraoperative fluids guided by flow measurements to optimise cardiac output		E, C			E, C		C		E		E		E
Perioperative fluid management: judicious use of vasopressors											E		E
Perioperative fluid management: enteral route for fluids postoperatively should be used as early as possible, and intravenous fluids should be discontinued as soon as is practicable	E	E, C		E		E	E	E			E		E
No drainage of peritoneal cavity after colonic anastomosis	E, ^f C		E			E					E		E, C
Transurethral catheter (R/P)													
Suprapubic catheter (R/P)													E
Urinary drainage: routine transurethral bladder drainage for 1–2 days is recommended ⁹					E, C		E, C	E, C		E, C			E
Early removal of bladder catheter	E				E		E	E					E
Prevention of postoperative ileus: mid-thoracic epidural + laparoscopic surgery (colonic)	E, ^d C ^d	E, ^d C ^d	E								E, C		E

continued

TABLE 6 Components of included ERP interventions and comparators, mapped against ERAS Society guidelines for colonic and pelvic/rectal surgery (*continued*)

ERAS item	Study (first author and year)											van Bree 2011; ²⁶⁵ Vlug 2011 ²⁶⁸	
	^a Forsmo 2016 ²⁰⁹	^a Lidder 2013 ²³⁶	Anderson 2003 ¹⁹²	Chen 2017 ¹⁹⁹	García-Botello 2011 ²¹¹	Gatt 2005 ²¹³	Khoo 2007 ²³¹	Lee 2011 ²³⁵	Maggiore 2017 ²³⁹	^b Mari 2014, ²⁴³ 2016 ²⁴²	Muller 2009 ²⁵¹		Pappalardo 2016 ²⁵²
Prevention of postoperative ileus: fluid overload and nasogastric decompression avoided							E		E		E		E
Prevention of postoperative ileus: chewing gum (R/P), oral magnesium, alvimopan													E
Postoperative laxatives and prokinetics (R/P)	E			E, C				E					E
Postoperative analgesia. Open surgery: TEA using low-dose local anaesthetic and opioids; laparoscopic: an alternative to TEA is a carefully administered spinal analgesia with a low-dose, long-acting opioid		E, C	E		E, C	E	E, C	E, C	E	E	E		E, C
Early oral intake	E	E	E	E	E	E	E	E	E	E	E		E
Perioperative nutritional care	E	E	E	E	E	E	E		E	E	E		E
Postoperative glucose control													
Early mobilisation	E		E	E	E	E	E	E	E	E	E, C		E

C, present in comparator arm; E, present in experimental arm; PONV, postoperative nausea and vomiting; R/P, items from guidelines for rectal/pelvic elective surgery; TEA, thoracic epidural analgesia.

a Interventions were described as 'ERAS' by study authors.

b Both studies used the same intervention.

c 3 hours' fasting for fluids.

d Both laparoscopic and open procedures performed.

e Laparoscopy used on average 47% of patients.

f Rectal resections received pelvic drain.

g Responses relate to mention of bladder catheter or urinary drainage, regardless of site.

Excluding the item for glucose control (specific to patients with diabetes), interventions adhered to a mean number of 14.2 (45.7%) ERAS guideline items (range from 3²⁵² to 24²⁶⁸ items), and comparator groups adhered to a mean number of 4.8 (15.6%) items (range from 0²⁵² to 7^{211,236,251} items). Interventions branded as ERAS adhered to a mean of 15.5 (50%) of ERAS guideline items, compared with a mean of 13.9 (44.8%) of ERP interventions not branded as ERAS.

In the study by Chen and colleagues,¹⁹⁹ the intervention (the Modified Hospital Elder Life Program) integrated relatively few ERAS Society-recommended components, but featured an additional focus on oral and nutritional assistance, with a postoperative communication protocol to facilitate orientation within the hospital environment.

Quality assessment

Seven studies^{211,213,235,239,242,243,268} were rated as 'moderate' overall quality; the rest were rated as 'weak'.

All studies received a rating of 'weak' for data collection methods because they failed to describe the reliability and validity of outcome measures. Only six studies^{192,209,235,239,252,268} clearly defined how LOS had been calculated. The study by Anderson and colleagues¹⁹² was rated as 'weak' on four domains (confounders, blinding, data collection methods, and withdrawals and dropouts), and five studies^{198,231,236,251,252} were rated as 'weak' on three domains. Seven studies^{209,211,235,239,242,243,268} scored ratings of 'strong' on three domains; in each case, these domains were study design, confounders, and withdrawals and dropouts.

Effectiveness of enhanced recovery protocol interventions at improving clinical outcomes

Report Supplementary Material 5, Table 1, displays clinical outcome data from the 14 studies evaluating ERP interventions in older adults undergoing elective colorectal surgery. After imputation, standardised mean differences between groups for LOS were available in 10 group comparisons from eight studies.^{192,199,211,236,239,242,243,268} A forest plot displaying the results of meta-analysis of these eight studies is displayed in *Figure 2a*, showing that ERP interventions are associated with a reduction in LOS when compared with usual care, associated with a medium effect size ($d = -0.51$, 95% CI -0.78 to -0.24 ; $p < 0.001$). Heterogeneity was large and statistically significant for this effect ($I^2 = 78.9\%$; $p < 0.001$), reflecting inconsistency in the evidence. The mean reduction in LOS was 1.8 days (SD 1.5, range 0.0–5.1 days). Examination of *Figure 2a* suggests that the effect size from the study by Anderson and colleagues¹⁹² may be an outlier. Because the study is 8 years older than any other in the analysis, and has the smallest sample size (data from 24 participants), a sensitivity analysis was performed by removing the study from the meta-analysis. The results are shown in the forest plot in *Figure 2b*, and indicate that there is still a statistically significant reduction in LOS with ERP interventions; however, the effect size reduces marginally ($d = -0.45$, 95% CI -0.71 to -0.19 ; $p < 0.01$) and the reduction in absolute terms decreases slightly to 1.6 days. Sensitivity analysis showing the influence of imputed data on LOS meta-analysis is available in *Appendix 4*.

In the studies presenting data that could not be used to calculate standardised mean differences, the median LOS for patients receiving ERP interventions was lower in all cases.^{209,213,231,235,251} Pappalardo and colleagues²⁵² reported that patients receiving ERP had been discharged by postoperative day 6, but around half of those receiving usual care had not.

Nine studies, evaluating 10 comparisons, reported readmission rates following ERP interventions. *Figure 3* is a forest plot displaying the results of meta-analysis of re-admission data, indicating the odds of re-admission were similar between ERP and usual care (OR 1.19, 95% CI 0.77 to 1.82). Thirteen studies, evaluating 15 comparisons, reported incidence of complications following ERP interventions. Meta-analysis indicates that the odds of experiencing a complication were not statistically significantly different in patients receiving ERP interventions from those receiving usual care (*Figure 4*), despite the summary OR indicating a trend towards a reduction in odds with ERP (OR 0.82, 95% CI 0.65 to 1.03).

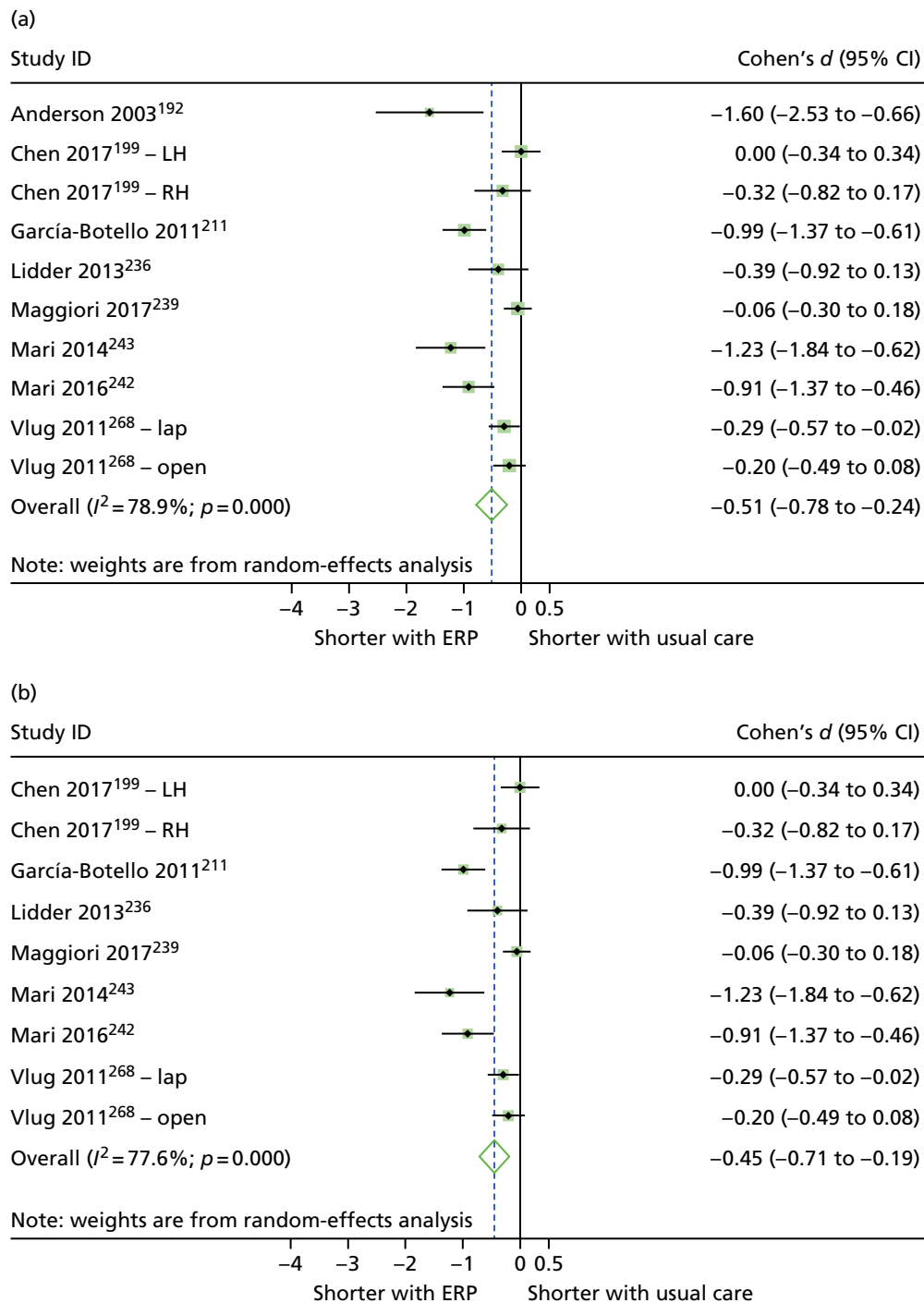


FIGURE 2 (a) Forest plot showing the results of meta-analysis of the effect of ERP vs. usual treatment on LOS following colorectal surgery; (b) forest plot of analysis with Anderson *et al.*¹⁹² removed. Lap, laparoscopic surgery group; LH, left hemicolectomy/high anterior resection; open, open surgery group; RH, right hemicolectomy.

Effectiveness of enhanced recovery protocol interventions at improving patient-reported outcomes Report Supplementary Material 5, Table 2, displays data for patient-reported outcomes for RCTs trialling ERP interventions to improve recovery from elective colorectal surgery in older adults. Multiple outcomes were reported for markers of recovery across the included studies, allowing several meta-analyses to be performed. In total, five ERP studies^{192,235,242,243,268} contributed to meta-analyses of the following markers of recovery from surgery: time to first flatus, time to first stool, time to resumption of diet, time to reach mobilisation goals and time to reach pain control goals. There was insufficient data for meta-analysis of mental health or quality-of-life outcomes.

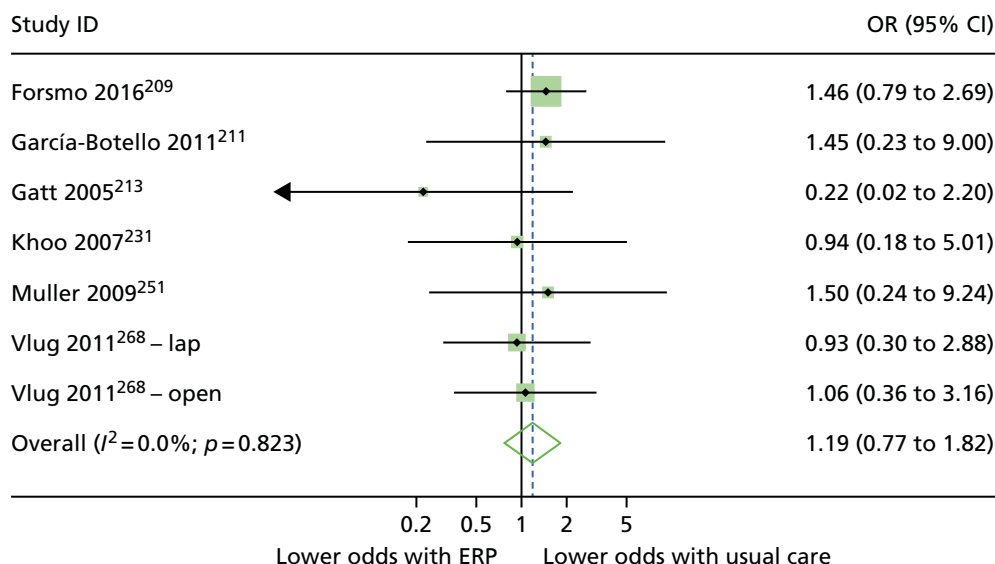


FIGURE 3 Forest plot showing the results of meta-analysis of the effect of ERP vs. usual treatment on the odds of re-admission following colorectal surgery. Lap, laparoscopic surgery group; open, open surgery group.

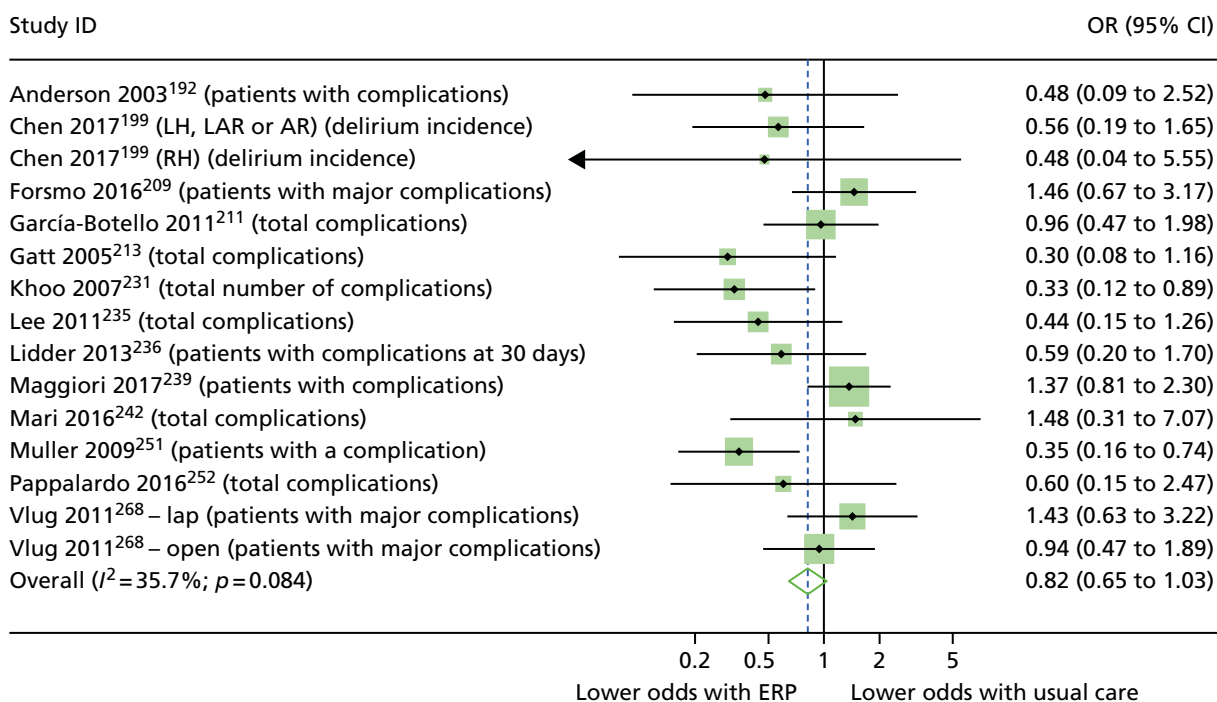


FIGURE 4 Forest plot showing the results of meta-analysis of the effect of ERP vs. usual treatment on odds of complications following colorectal surgery. AR, anterior resection; lap, laparoscopic surgery group; LAR, lower anterior resection; LH, left hemicolectomy/high anterior resection; open, open surgery group; RH, right hemicolectomy.

Figure 5a is a forest plot of the effect of ERP interventions on the time to resumption of diet after colorectal surgery, when compared with usual care. Across five group comparisons from four studies,^{235,242,243,268} there was a statistically significant reduction in time to resumption of diet, with a large effect size ($d = -2.07$, 95% CI -3.11 to -1.03 ; $p < 0.001$). In absolute terms, the mean reduction in time to resumption of diet after surgery was 1.7 days (SD 0.7, range 0.7–2.0 days). In Figure 5b, meta-analysis indicates that there was a medium-sized effect indicating earlier passage of first flatus in participants undergoing

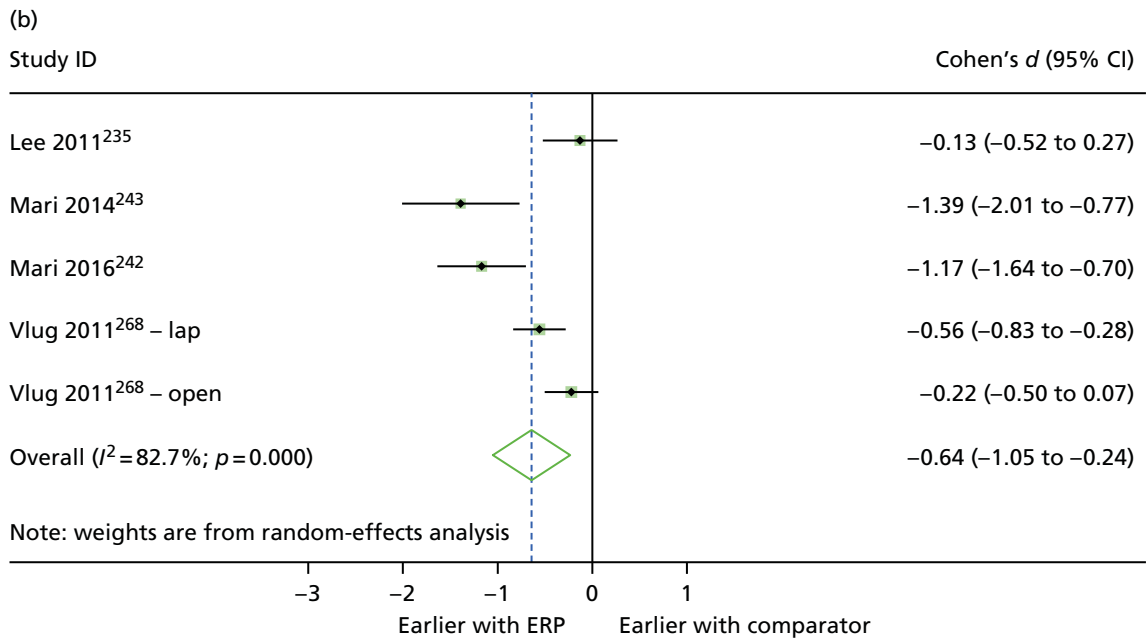
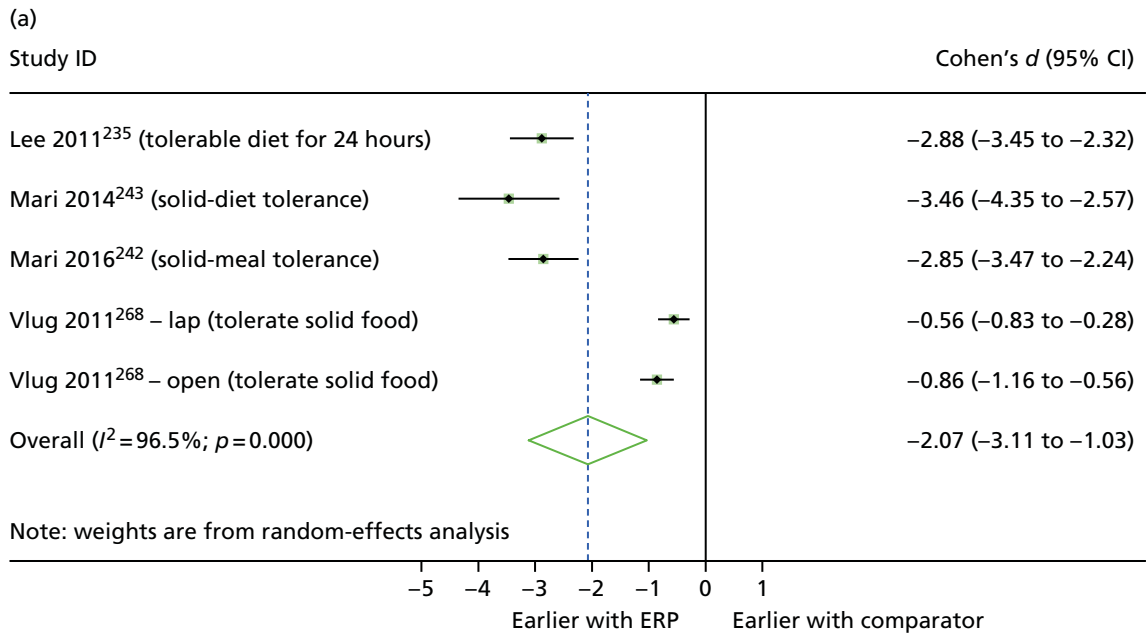


FIGURE 5 Forest plots displaying meta-analyses of patient-reported outcomes following colorectal surgery. (a) Time to resumption of diet; (b) time to passage of first flatus; (c) time to passage of first stool; (d) time to reach ambulation goals; and (e) time to reach pain reduction of control goals. Lap, laparoscopic surgery group; open, open surgery group. (continued)

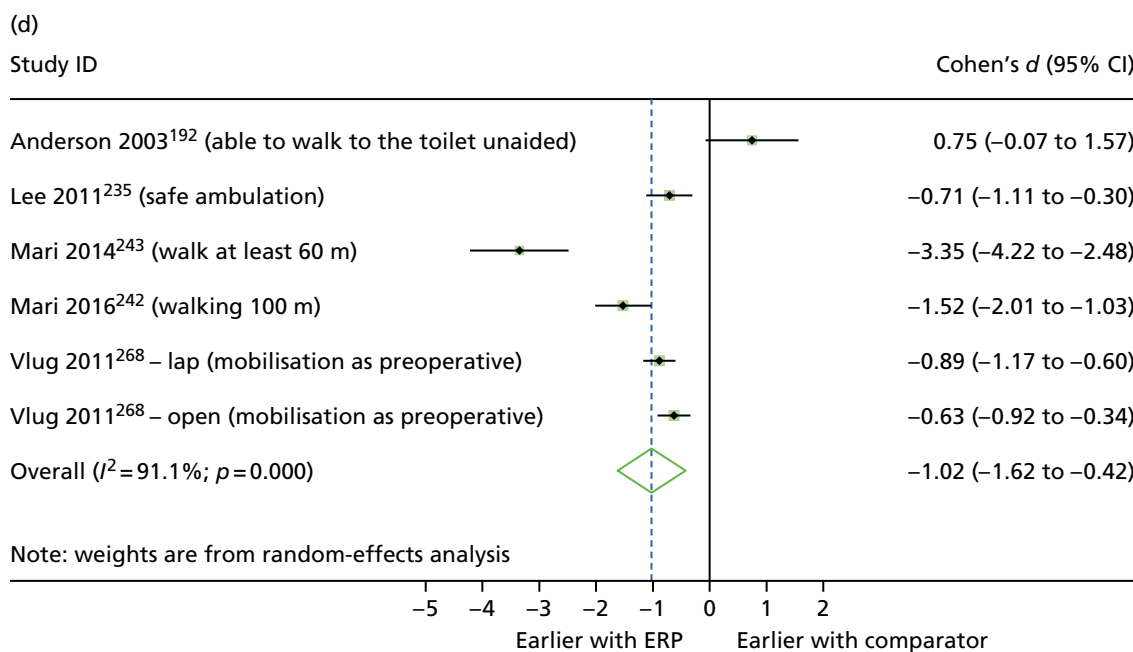
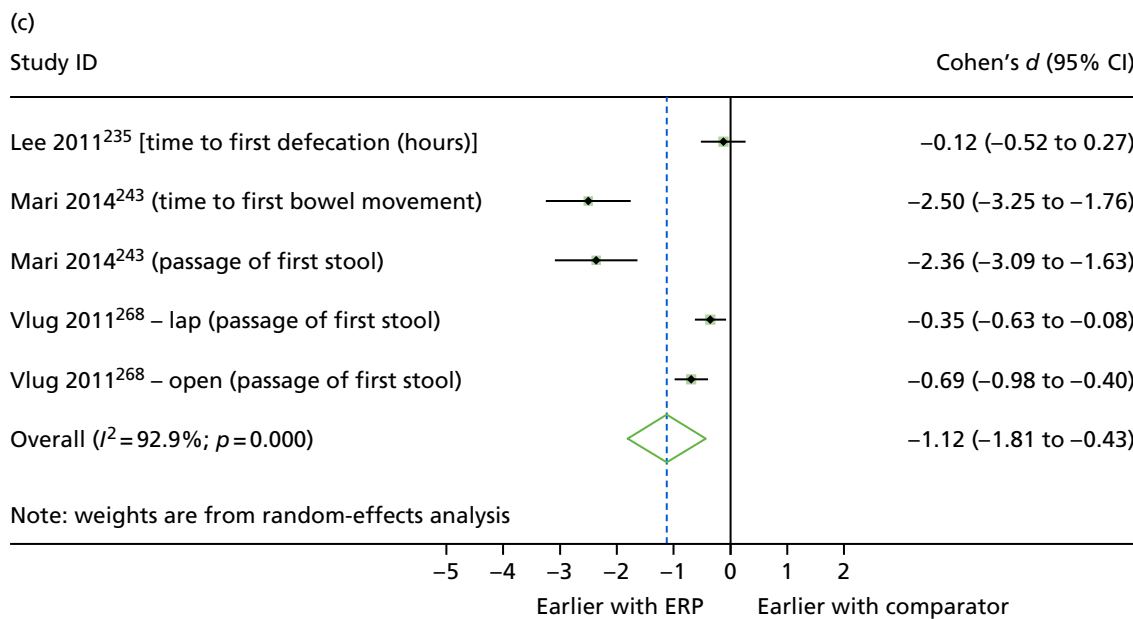


FIGURE 5 Forest plots displaying meta-analyses of patient-reported outcomes following colorectal surgery. (a) Time to resumption of diet; (b) time to passage of first flatus; (c) time to passage of first stool; (d) time to reach ambulation goals; and (e) time to reach pain reduction of control goals. Lap, laparoscopic surgery group; open, open surgery group. (*continued*)

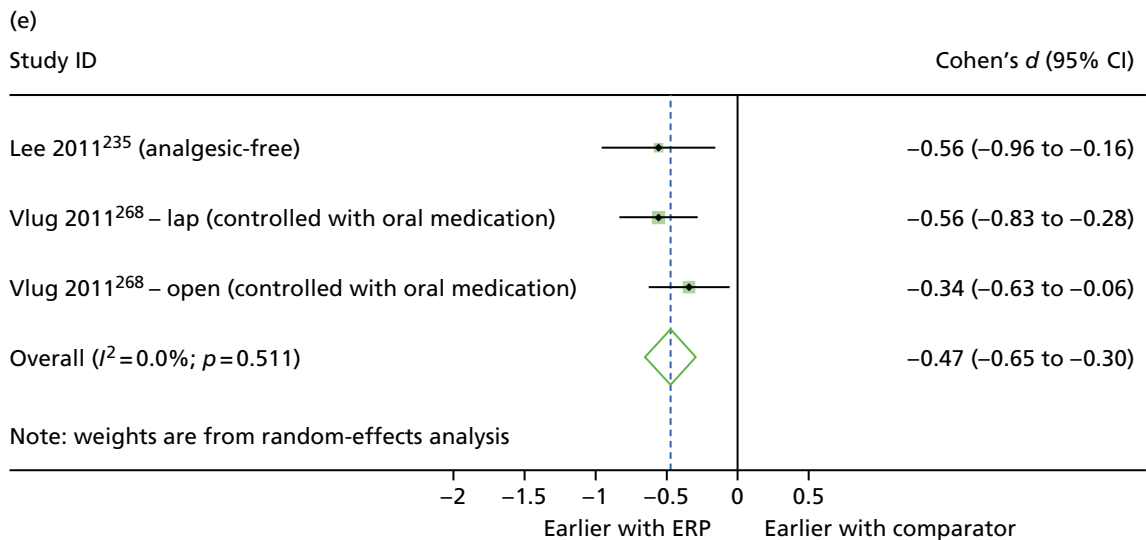


FIGURE 5 Forest plots displaying meta-analyses of patient-reported outcomes following colorectal surgery. (a) Time to resumption of diet; (b) time to passage of first flatus; (c) time to passage of first stool; (d) time to reach ambulation goals; and (e) time to reach pain reduction of control goals. Lap, laparoscopic surgery group; open, open surgery group.

ERP ($d = -0.64$, 95% CI -1.05 to -0.24 ; $p < 0.001$), with a mean absolute difference of -0.7 days (SD 0.4, range -0.15 to -1.2 days). The evidence for passage of first stool was similar, occurring 1.4 days earlier with ERP (SD 1.2 days, range 0.3–1.4 days) with *Figure 5c* indicating a large pooled effect size ($d = -1.12$, 95% CI -1.81 to -0.43 ; $p < 0.001$).

Figure 5d is a forest plot of the effect of ERP interventions on the time to reach ambulation goals following surgery. Goals included walking a target distance, walking safely or independently and reaching preoperative levels of mobilisation. Patients receiving ERP met goals 2.0 days earlier (SD 1.8 days, range 1.3–3.4 days), with a large effect size ($d = -1.02$, 95% CI -1.62 to -0.42 ; $p < 0.001$). *Figure 5e* shows that there was a small effect size indicating that patients randomised to ERP achieved pain control/goals earlier than those receiving usual care ($d = -0.47$, 95% CI -0.65 to -0.30 ; $p < 0.001$). Pain goals were achieved a mean of 0.8 days earlier (SD 0.2 days, range 0.7–1.0 days).

In studies not reporting analysable data, Forsmo and colleagues²⁰⁹ reported that the median time to passage of first stool and pain control with oral medication occurred earlier in patients receiving ERP, but it took longer to tolerate food without nausea; García-Botello and colleagues²¹¹ reported favourable median scores for all outcomes, except for pain scores on postoperative days 2 and 3, which were similar for both groups; Khoo and colleagues²³¹ reported that only 9% of patients randomised to the ERP group felt that they would benefit from a longer inpatient stay, compared with 69% in the usual care group; and Pappalardo and colleagues²⁵² reported similar quality-of-life scores between groups.

Heterogeneity

There was often high and statistically significant statistical heterogeneity in meta-analyses of the effects of ERP on LOS and markers of recovery in patients undergoing elective colorectal surgery, indicating inconsistency between studies. Although heterogeneity was not statistically significant for the meta-analysis of achievement of pain control outcomes (see *Figure 5e*), it was for other analyses, with I^2 values ranging from 77.6% (LOS) to 96.5% (time to resumption of diet), indicating lack of consistency between outcome data. Furthermore, 95% CIs were wide in all cases, suggesting that any underlying true effect of interventions was uncertain. Meta-analyses of complications and re-admissions were associated with low and non-statistically significant heterogeneity.

Prehab interventions

Two^{204,214} of the three prehab interventions began with dedicated pre-intervention information and education, with Gillis and colleagues²¹⁴ also including assessments and a booklet to facilitate adherence. All three prehab interventions incorporated a programme of physiotherapy that included multiple weekly sessions and a range of aerobic and strength training exercises. Gillis and colleagues²¹⁴ supplemented these activities with a review of patient nutrition and subsequent optimisation, visits with a psychologist that included motivation and training to reduce anxiety, and regular telephone support. Participants in the study by Carli and colleagues¹⁹⁸ also received weekly telephone support and a home visit. Perioperative care was described only by Gillis and colleagues,²¹⁴ with all participants receiving the same ERAS protocol. Comparators in the three studies were a walking and breathing exercise group,¹⁹⁸ home-based exercise advice²⁰⁴ and postoperative rehabilitation,²¹⁴ precluding meta-analysis.

Effectiveness of prehab interventions at improving clinical outcomes

Report Supplementary Material 5, Table 3, displays clinical outcome data reported in all studies. There were no statistically significant differences in LOS or complications across the three studies. Only Gillis and colleagues²¹⁴ reported re-admissions, which were similar between groups. Meta-analysis was not performed because the three studies had different comparators.

Effectiveness of prehab interventions at improving patient-reported outcomes

Report Supplementary Material 5, Table 4, displays data for patient-reported outcomes from the studies trialling prehab interventions to improve recovery following colorectal surgery. A number of outcomes were related to markers of physical recovery, quality of life and mental health. Participants in the prehab group in the study by Dronkers and colleagues²⁰⁴ took 5.4 seconds longer to perform the chair rise test than comparators, associated with a large effect size but wide CIs, leading to uncertainty about the true effect ($d = 0.88$, 95% CI 0.22 to 1.54; $p < 0.01$). Participants in the prehab group also had lower physical work capacity ($d = -0.79$, 95% CI -1.44 to -0.14 ; $p < 0.05$) and reported greater fatigue ($d = 0.70$, 95% CI 0.06 to 1.35; $p < 0.05$) than their comparators; these differences also had large but uncertain effect sizes. There were no differences between groups on any other outcome across the included studies.

Interventions to improve recovery from lower limb arthroplasty: randomised controlled trials

Thirteen RCTs trialled interventions intended to improve recovery and/or reduce LOS following lower limb arthroplasty. Of these, five studies^{196,234,254,256,261} compared ERP interventions with usual care; five^{200,221,222,244,269} trialled prehab versus either usual care^{200,221,222,244} or home exercise;²⁶⁹ two^{202,267} compared rehab programmes with usual care and one²²³ trialled a staff mix intervention versus usual care.

Three studies were conducted in the UK,^{244,256,269} three were conducted in Denmark,^{196,234,267} two were conducted in the USA,^{223,254} and one was conducted in each of Canada,²⁰⁰ Germany,²⁰² the Netherlands,²²¹ Taiwan²²² and Iceland.²⁶¹

A total of 1686 people commenced trials, with sample sizes ranging from 21²²¹ to 505.²²³ Procedures included primary or revision unilateral or total hip or knee arthroplasty. Across the included studies, 58.5% of participants were female.

Overview: lower limb arthroplasty

This body of evidence is summarised below and in *Table 7*. Full details of the effectiveness of interventions in this type of surgery are reported in *Enhanced recovery protocol interventions*, *Prehab interventions*, *Rehab interventions* and *Staff mix interventions*.

Evidence was generally of low quality, and not all studies reported data that could contribute to analyses of effectiveness. Meta-analysis of two studies suggests that ERP interventions were associated with a reduction in LOS of over 3 days compared with usual care, with neither study reporting evidence of detriment to patient recovery or well-being. Similarly, meta-analysis of two studies evaluating prehab

TABLE 7 Summary of studies, intervention components and findings for RCTs evaluating interventions to improve recovery from lower limb arthroplasty

Study details		Intervention components								Outcome categories							
First author, year, country (quality assessment)	Sample size	Intervention category	Pre hospital admission	Preoperative	Perioperative	Postoperative	Post discharge	Other	LOS	Complications	Mortality	Re-admissions	Markers of recovery	Mental health	Quality of life	Use of additional care	
Borgwardt 2009, ¹⁹⁶ Denmark ⁹	50	ERP	AEI; OT		ANE	ANA	TEL		x			↔↔	x(5/5)			↔↔(2/2)	
Larsen 2008, ²³⁴ 2008, 2008, ²³³ Denmark	90	ERP	AEI; EX; GOAL; NUT; OT; SW	AEI	PONV	EMOB; GOAL; LAX; OT; ANA; EON	PT		▲			↔↔			▲		
Reilly 2005, ²⁵⁶ UK	41	ERP				ANA; EMOB; EON	AEI; TEL		x	↔↔(2/2)			▲(1/5) ◊(4/5)				
Pour 2007, ²⁵⁴ USA	100	ERP	AEI; PT; OT	ANA	ANE	ANA; DRA; EMOB; PT			x	↔↔			x(9/9)	x	x(5/5)		
Siggeirsdottir 2005, ²⁶¹ Iceland	50	ERP	AEI; EX		TP		EX; PT; OT		▲	↑		◊	▲(1/2) x(1/2)				
Huang 2012, ²²² Taiwan	243	Prehab	AEI; EX						▲	↔↔(4/4)			◊(2/3) x(1/3)				
Williamson 2007, ²⁶⁹ UK	181	Prehab	EX; PT						◊				◊(3/3)	▼(1/2)	◊	◊(1/2)	
Crowe 2003, ²⁰⁰ Canada	133	Prehab	AEI; OT; PT; SoW					Pre-hospital day therapy	△	↑			▲(2/7) △(2/7) ◊(3/7)				
Hoogbeem 2010, ²²¹ the Netherlands	21	Prehab	EX					Spouse/family involved in exercises	x	↔↔			◊(6/6)		◊		
McGregor 2004, ²⁴⁴ UK	39	Prehab	AEI						x				◊(2/2)		◊(4/4)		

Study details		Intervention components								Outcome categories						
First author, year, country (quality assessment)	Sample size	Intervention category	Pre hospital admission	Preoperative	Perioperative	Postoperative	Post discharge	Other	LOS	Complications	Mortality	Re-admissions	Markers of recovery	Mental health	Quality of life	Use of additional care
den Hertog 2012, ²⁰² Germany	160	Rehab				EMOB; MT; PT; SW			x	↔↔					▲	
Vesterby 2017, ²⁶⁷ Denmark	73	Rehab					PT	Tele-medicine support	x			↔↔				↔↔(2/2)
Huddleston 2004, ²²³ USA	505 ^b	Staff mix		SM	SM	SM			x	▲(2/4) ↔↔(2/4)						

AEI, assessment, education, counselling or information; ANA, analgesia protocol; ANE, anaesthesia protocol; CATH, catheter protocol; CHL, carbohydrate loading; DP, discharge planning; DRA, drain protocol; EMOB, early mobilisation; EON, early oral nutrition; EX, exercise programme; GOAL, goal-setting; LAX, laxative; MT, motivational talks; NUT, nutrition supplementation or diet management; OT, occupational therapy; PONV, active prevention of nausea and vomiting; PT, physiotherapy; SM, staff mix; SoW, social worker; TP, thromboprophylaxis.

▲, standardised mean difference indicates significant large beneficial effect size (Cohen's *d* > 0.80); ▲, standardised mean difference indicates significant medium beneficial effect size (Cohen's *d* 0.50 to 0.79); △, standardised mean difference indicates significant small beneficial effect size (Cohen's *d* 0.20 to 0.49); ▼, standardised mean difference indicates significant medium detrimental effect size; <△>, standardised mean difference indicates no significant difference between groups; ▲, OR indicates significant beneficial effect; ↔↔, OR indicates no significant difference between groups; x, data but standardised mean difference or OR could not be calculated; [blank], not reported; (x/y), finding for x of y measures (e.g. where multiple measures per outcome category).

a Patient satisfaction was reported in the study.

b 526 were randomised; 21 from pilot were excluded before starting intervention.

Intervention components are listed when they only appear in the experimental arm of the study. Study quality is indicated by the colour of the border of the study details cell: dark green, 'moderate'; light blue, 'weak'.

suggests that LOS may be reduced by around 2.5 days compared with usual care. There was, however, insufficient evidence to draw further comparisons between interventions in either category.

Complications were reported in eight studies, with evidence of improvement with interventions in three.^{200,223,261}

There was not enough evidence to allow the evaluation of the effectiveness of rehab or staff mix interventions. In general, lack of useable data for clinical outcomes in eight studies precludes a balanced and critical overview of the evidence.

The prehab intervention evaluated by Crowe and colleagues²⁰⁰ represents the most multidisciplinary intervention, with patients receiving assessment by an occupational therapist, a physiotherapist, a dietitian and a social worker, and with nurse input, within a day-therapy programme. This programme contains both education and physiotherapy components, which is similar to the intervention evaluated by Huang and colleagues,²²² although the latter programme was delivered primarily by a physiotherapist. The interventions evaluated by Hoozeboom and colleagues²²¹ and Williamson and colleagues²⁶⁹ constituted a home exercise and a physiotherapy programme, respectively. In the intervention evaluated by McGregor and colleagues,²⁴⁴ although patients were given the opportunity to practise the exercises they were to complete postoperatively, there was no separate physiotherapy or exercise training programme. The effectiveness of prehab in this study may in part be because the comparator group in this study received only minimal information prior to admission, whereas patients in the comparator groups of other studies received more comprehensive education packages.^{221,269} A tentative interpretation based on the limited data available may be that an intervention requires both an educational and a physiotherapy component to be effective in reducing LOS. However, the quality of the studies this interpretation is based on was rated as 'moderate'^{222,269} and 'weak'.²⁰⁰

The four studies^{199,200,234,261} that provided statistically significant evidence of reduced LOS had different interventions. Intervention components common to these four interventions were preoperative assessment, education or information of differing degrees of intensities; and a pre-admission physical component, either an exercise programme or physiotherapy. However, these components were also present in other interventions that were ineffective at improving outcomes, suggesting that further evidence is required before it is possible to examine components that determine improvements in patient recovery following lower limb arthroplasty.

Enhanced recovery protocol interventions

Components of the ERP interventions and comparators are mapped in *Table 8*. We used an ERAS-style intervention component mapping approach, despite absence of ERAS Society guidelines for lower limb arthroplasties. The following items were present in at least three of the five studies: pre-admission assessment, education and counselling; preoperative exercises; preoperative assessment by an occupational therapist or a social worker to identify postoperative needs and/or provision of equipment; minimally invasive surgical technique; avoidance of patient-controlled analgesia; avoidance of routine opiate analgesia; early mobilisation protocol; and follow-up support.

Quality assessment

Five studies were rated globally as 'weak' and eight were rated globally as 'moderate'. No study was rated as 'strong' overall. The study by McGregor and colleagues²⁴⁴ was the only one to be rated as 'weak' on three domains: study design, confounders and data collection methods. Only three studies^{202,223,234} provided a clear definition of their LOS outcomes.

Effectiveness of enhanced recovery protocol interventions at improving clinical outcomes *Report Supplementary Material 5, Table 5*, displays clinical outcome data for each study trialling an ERP intervention to improve recovery from lower limb arthroplasty. Two studies^{234,261} provided data from which standardised mean differences could be calculated. Meta-analysis indicates a reduction in LOS of 3.3 days (SD 0.5 days,

TABLE 8 Map of components found in interventions and comparators for ERP interventions aiming to improve recovery from lower limb arthroplasty

Intervention component	Study (first author and year)				
	Borgwardt 2009 ¹⁹⁶	Larsen 2008 ²³⁴	Pour 2007 ²⁵⁴	Reilly 2005 ²⁵⁶	Siggeirsdottir 2005 ²⁶¹
Assessment/education/counselling	E	E	E, C		E
Avoidance of preoperative fasting					
Preoperative carbohydrate treatment					
Preoperative exercise		E	E		E
Optimisation of physical condition prior to surgery		E	E		
Discharge planning: prior to admission					
Discharge planning after hospital admission					
Preoperative OT/SW assessment of PO needs and/or equipment provision	E	E	E		
Admission on day of surgery		E			
Pre- or postoperative antibiotic prophylaxis			E, C		
Anaesthesia protocol: routine use of spinal or epidural anaesthesia	E, C		E, C		
Anaesthesia protocol: short-acting, opiate avoidance	E			E, C	
Minimally invasive surgical technique	E, C		E ^a	E, C	
Wound management protocol	E, C				
Avoidance of routine urinary catheter	E, C				
No routine drains			E		
Avoidance of PCA		E, C	E	E	
Avoidance of routine opiate analgesia	E	E, C		E	
Early mobilisation protocol	E, C	E	E	E	
Dedicated post-surgery physiotherapy exercises, supported by PT		E, C	E		
Early resumption of oral intake (fluids, nutrition)		E		E	
PONV prophylaxis		E			
Laxative use		E			
Thromboembolic prophylaxis			E, C		E
Goal-setting with patient		E			
Patient encouraged to be active participant in own care/ disown sick role		E			
Provision of equipment/medication on discharge				E, C	
Follow-up support: contact telephone number, telephone call, home visit	E			E	E
Post-discharge exercise regimen and/or PT support		E		E	E
Follow-up outpatient/community clinic visit/referrals			E, C		

C, comparator group; E, experimental group; OT, occupational therapist; PCA, patient-controlled analgesia; PO, postoperative; PONV, postoperative nausea and vomiting; PT, physiotherapist; SW, social worker.

a Experimental group divided into those who received small incisions of 7–10 cm and those who received standard incisions of 11–19 cm.

range 2.9–3.6 days), with a large effect size ($d = -1.26$, 95% CI -1.62 to -0.89 ; $p < 0.001$) (Figure 6). In the three studies^{196,254,256} reporting LOS variance as range data, thereby precluding secondary analysis, LOS was always shorter in the ERP group. Sensitivity analysis showing the influence of imputed data on LOS meta-analysis is available in Appendix 4.

Rates of re-admissions and use of additional support were similar between ERP and usual care, where reported. The odds of experiencing a complication were statistically significantly lower in patients receiving ERP in the study by Siggeirsdottir and colleagues²⁶¹ (OR 0.25, 95% CI 0.07 to 0.88). The odds of experiencing a complication were similar between groups in the study by Reilly and colleagues.²⁵⁶ No other studies reported complications.

Effectiveness of enhanced recovery protocol interventions at improving patient-reported outcomes Report Supplementary Material 5, Table 6, displays patient-reported outcome data for each RCT trialling an ERP intervention to improve recovery from lower limb arthroplasty. Assessments of joint function before discharge were performed in three studies,^{196,254,256} although standardised mean differences could not be calculated for two of these.^{196,254} Reilly and colleagues²⁵⁶ reported that patients receiving ERP had improved knee flexion range of motion, with an increase of around 5°. Although this change was associated with a medium effect size, wide CIs indicate uncertainty about the true effect ($d = 0.79$, 95% CI 0.16 to 1.43; $p < 0.05$). There were no differences between groups for other assessments of knee function in this study.²⁵⁶

Longer-term (up to 6-month follow-up after surgery) assessments of hip and knee function were undertaken using standardised outcomes such as the Harris Hip Score, Oxford Hip Score, Oxford Knee Score, American Knee Society Score, and Western Ontario and McMaster Universities Osteoarthritis Index (WOMAC). Figure 7 is a forest plot showing standardised mean differences for these outcomes, as presented in the three studies providing analysable data.^{234,256,261}

Improvements were seen on two measures following ERP interventions, the EuroQol-5 Dimensions (EQ-5D) quality-of-life measure²³⁴ and the Oxford Hip Score,²⁶¹ both of which were associated with medium effect sizes but wide CIs (EQ-5D: $d = 0.50$, 95% CI 0.07 to 0.93, $p < 0.05$; Oxford Hip Score: $d = -0.66$, 95% CI -1.24 to -0.07 , $p < 0.05$). The change in Oxford Hip Scores observed by Siggeirsdottir and colleagues²⁶¹ was five points, which could be enough to change the classification of hip arthritis severity.

For outcomes with no variance data, there were reports of a benefit with ERP interventions for the number of patients with lower limb weakness, the number of patients who were well at 3 months and the walking status of patients at discharge. There was little difference in the ratings of confidence or satisfaction with care at the end of the study by Borgwardt and colleagues,¹⁹⁶ despite median scores for all other outcomes

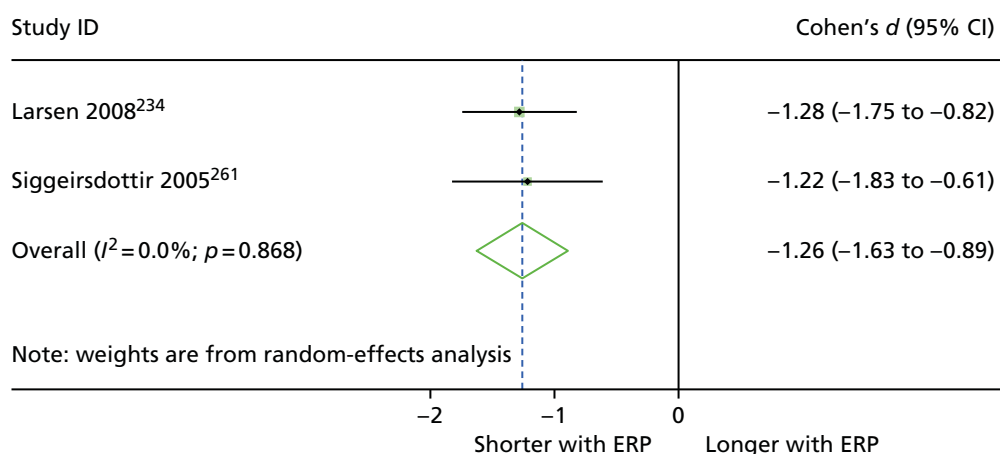


FIGURE 6 Forest plot showing the results of meta-analysis of the effect of ERP vs. usual treatment on LOS following lower limb arthroplasty.

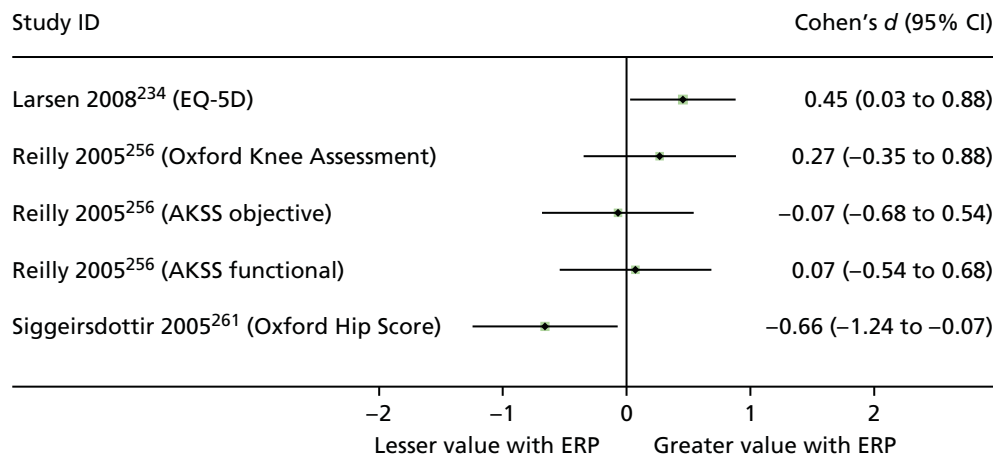


FIGURE 7 Forest plot (without pooled effects) displaying standardised mean differences for quality-of-life outcomes related to lower limb arthroplasty. AKSS, American Knee Society Score; EQ-5D, EuroQol-5 Dimensions.

appearing favourable for ERP patients. Pour and colleagues²⁵⁴ reported favourable mean scores on a number of outcomes in ERP patients, including quality of life and markers of recovery; however, presentation of only range data precluded further analysis.

Prehab interventions

Five RCTs trialled prehab intervention in patients undergoing lower limb arthroplasty (knee,^{222,269} hip,^{221,244} and hip or knee²⁰⁰). Pre-admission education was delivered in two studies.^{222,244} Huang and colleagues²²² delivered this in the form of an educational group programme 2–4 weeks prior to admission, supplemented with an educational booklet. McGregor and colleagues²⁴⁴ delivered a class in which they provided information about the procedure and rehabilitation process, ensuring that exercises could be performed. They also made provisions for adapting the home environment if required. In the study by Crowe and colleagues,²⁰⁰ participants were assessed by an occupational therapist, a physiotherapist or a nurse, and were assigned tailored strengthening exercises. They also received a home visit to plan environmental changes, were supported financially or loaned equipment to make adaptations if required, received dietary/nutrition support and counselling, and were provided with a telephone number for support.

Pre-admission exercise programmes featured in four of the interventions.^{200,221,222,269} Hoogeboom and colleagues²²¹ delivered a 3- to 6-week programme of strength and endurance exercises at their physiotherapy outpatient department, as well as using pedometry to increase general activity and including family in the programme. Similarly, the patients randomised to the intervention group in the study by Williamson and colleagues²⁶⁹ underwent a 6-week programme of lower limb strength and balance training. In the intervention delivered by Huang and colleagues,²²² lower limb strength exercises were performed at home, and a telephone call was made to patients 1 week before surgery to discuss the home exercise programme and answer any questions. Participants in the study by Crowe and colleagues²⁰⁰ received their individualised programme of strength and endurance training either in an outpatient physiotherapy clinic or from a physiotherapist at home. Any patients in the study by Crowe and colleagues²⁰⁰ who required multidisciplinary prehab, as determined by baseline assessment, attended a day-care hospital. Full details of these interventions can be found in *Report Supplementary Material 3, Table 7*.

Two of the studies were rated globally as being of 'moderate' quality,^{222,269} and three were rated as 'weak'.^{200,221,244} Only the study by McGregor and colleagues²⁴⁴ was rated as 'weak' in three domains (study design, confounders and data collection methods). None of the studies described clearly how LOS was defined.

Effectiveness of prehab interventions at improving clinical outcomes

The results for clinical outcomes are shown in *Report Supplementary Material 5, Table 7*. Meta-analysis of two studies in which effect sizes were calculable^{200,222} indicates that LOS was around 2.5 days shorter with prehab, associated with a medium effect size ($d = -0.55$, 95% CI -0.77 to -0.28 ; $p < 0.001$; *Figure 8*). Median LOS was 6 days in both groups in the study by Hoozeboom and colleagues²²¹ and mean LOS was 3 days shorter in the prehab group in the study by McGregor and colleagues,²⁴⁴ although it was not possible to calculate effect sizes for these two studies. In the study by Williamson and colleagues,²⁶⁹ LOS was similar for both groups of patients. Sensitivity analysis showing the influence of imputed data on LOS meta-analysis is available in *Appendix 4*.

No data were provided for use of additional care, morbidity, mortality or re-admissions. The odds of experiencing complications was statistically significantly lower in the study by Crowe and colleagues,²⁰⁰ with odds 75% lower in the prehab group (OR 0.25, 95% CI 0.10 to 0.64). Complications were also reported in the studies by Hoozeboom and colleagues²²¹ and Huang and colleagues,²²² but did not differ statistically between groups. Williamson and colleagues²⁶⁹ reported three complications but did not identify the study group in which these occurred.

Effectiveness of prehab interventions at improving patient-reported outcomes

Report Supplementary Material 5, Table 8, displays results for patient-reported outcomes from RCTs evaluating prehab interventions to improve recovery from lower limb arthroplasty. Crowe and colleagues²⁰⁰ reported that patients randomised to prehab achieved the following discharge criteria sooner than controls: able to get out of bed independently ($d = -0.36$, 95% CI -0.71 to -0.02 ; $p < 0.05$); getting all equipment ready for discharge ($d = -0.85$, 95% CI -1.20 to -0.49 ; $p < 0.001$); having meals planned for discharge ($d = -1.32$, 95% CI -1.69 to -0.94 ; $p < 0.001$); and having all discharge criteria met ($d = -0.43$, 95% CI -0.77 to -0.08 ; $p < 0.05$).

Anxiety was significantly greater in the prehab group in the study by Williamson and colleagues;²⁶⁹ this change was associated with a medium effect size ($d = 0.52$, 95% CI 0.21 to 0.94; $p < 0.01$), although scores for both groups were in the 'normal' range.²⁷³ *Figure 9* is a forest plot displaying standardised mean differences (Cohen's d) after prehab for a variety of outcomes relating to functional recovery after surgery, quality of life, pain and mental health across included studies.

Rehab interventions

Two studies^{202,267} were RCTs of rehab interventions in patients undergoing lower limb arthroplasty. In the study by den Hertog and colleagues,²⁰² patients in the rehab arm received specialist care in a three-bed care unit, where they were given motivational messages and urged to 'compete' with others to meet

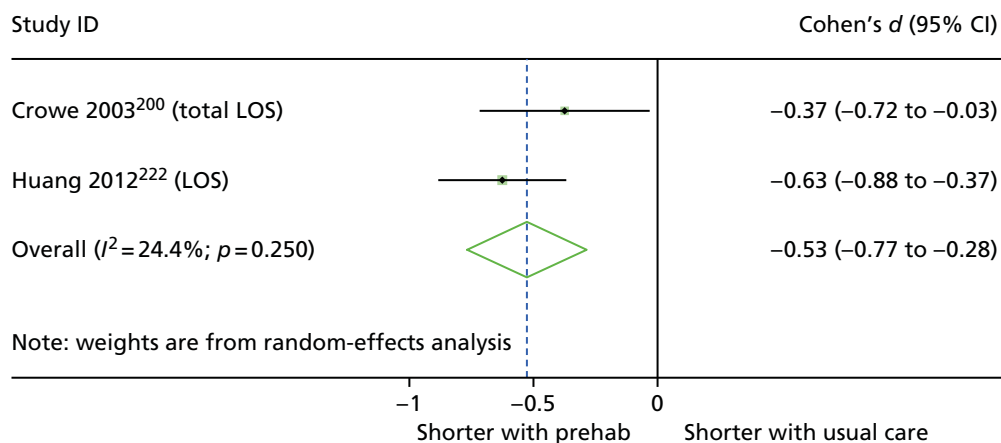


FIGURE 8 Forest plot showing the results of meta-analysis of the effect of prehab interventions vs. usual treatment on LOS following lower limb arthroplasty.

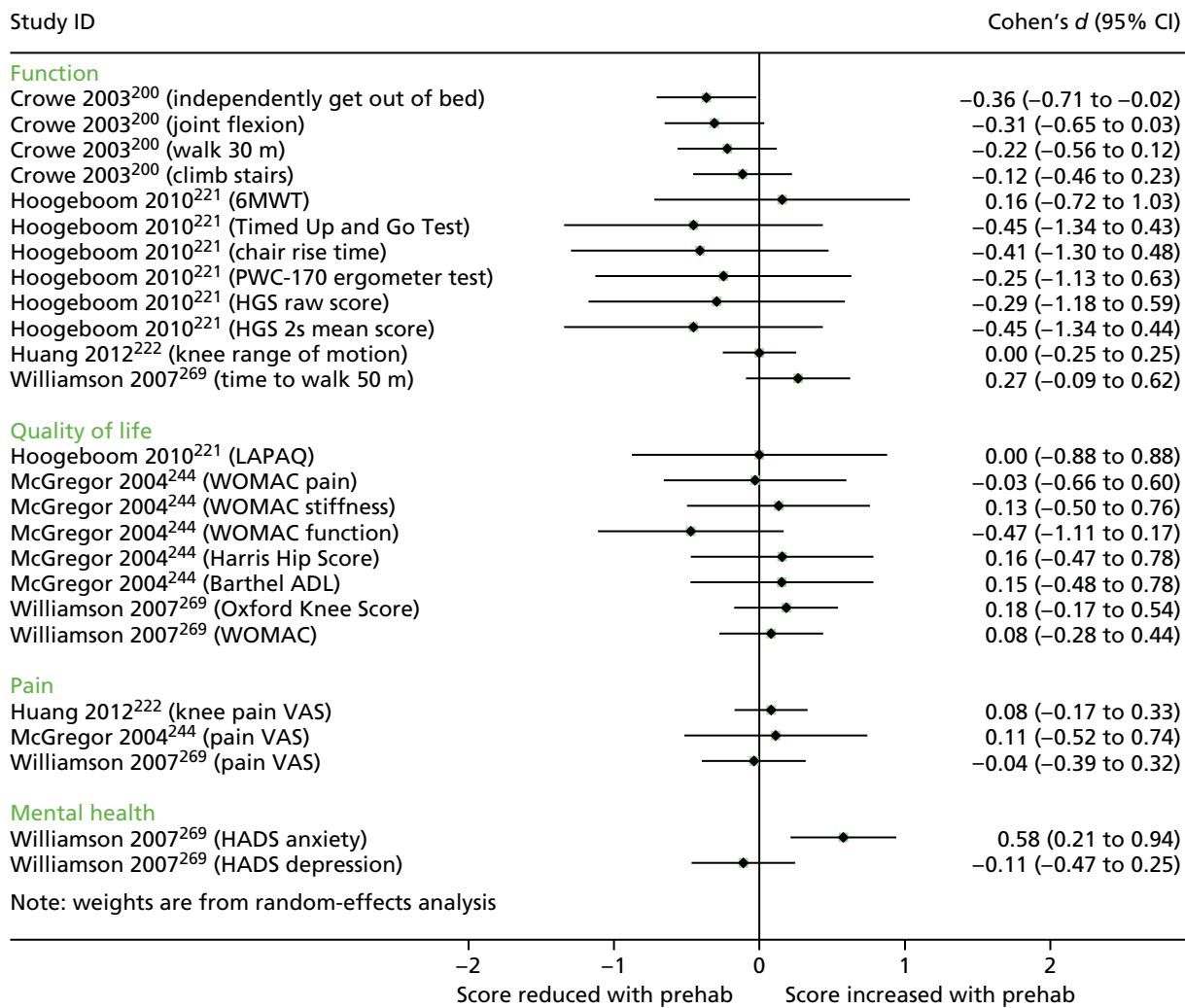


FIGURE 9 Forest plot (without pooled effects) displaying effect sizes (Cohen's *d*) and 95% CIs for function, quality of life, pain and mental health outcomes from studies trialling prehab outcomes. 6MWT, Six-Minute Walk Test; ADL, Activities of Daily Living; HADS, Hospital Anxiety and Depression Scale; HGS, hand grip strength; LAPAQ, Longitudinal Ageing Study Amsterdam Physical Activity Questionnaire; PWC, physical work capacity; VAS, visual analogue scale.

recovery goals. There was a target discharge day of postoperative day 6. Daily mobilisation goals were set, and 2 hours of physiotherapy were delivered each day in a living room environment. The participants in the intervention arm of the study by Vesterby and colleagues²⁶⁷ received a home visit from a physiotherapist 3 days after their operation, with a video conference 2 and 6 days after the operation. The main component of the intervention was a telemedicine rehabilitation programme, working through a box connected to a television, with interactive comprehensive information about osteoarthritis and guidance on completing exercises and using supplementary aids. Full details of interventions can be found in *Report Supplementary Material 3, Table 8*.

Effectiveness of rehab interventions

Report Supplementary Material 5, Table 9, displays the results for all outcomes reported in the two rehab intervention studies. Standardised mean differences were not calculable because of the absence of variance data or imputable variance data. However, mean LOS was reported to be 6.5 days shorter in patients receiving rehab intervention in the study by den Hertog and colleagues,²⁰² whereas median LOS was 1 day shorter in the experimental group in the study by Vesterby and colleagues.²⁶⁷ The number of procedure-related complications was similar in both groups in the study by den Hertog and colleagues.²⁰²

Den Hertog and colleagues²⁰² reported lower scores on the WOMAC measure, with a large effect size ($d = -1.52$ 95% CI -1.89 to -1.14 ; $p < 0.001$ – per-protocol analysis). Numbers of unplanned patient telephone calls, hospital visits and re-admissions were similar in both groups in the study by Vesterby and colleagues.²⁶⁷ Meta-analysis was not possible.

Staff-mix interventions

One study²²³ trialled a staff mix intervention. The intervention was a hospitalist-orthopaedic team using co-management care. The team comprised hospitalist faculty (no residents) and consultative medical specialty teams (faculty and resident) with a mean length of postgraduate clinical experience of > 6 years. Hospitalists provided postoperative medical care after the surgical team completed initial postoperative orders. In the control group, these duties were undertaken by the regular orthopaedic team. The study was of ‘moderate’ quality overall, offering a clear definition of LOS and rated as ‘weak’ only for data collection methods.²²³

Huddleston and colleagues²²³ collected data on LOS and complications in 469 patients; however, no estimates of variance were reported, precluding the calculation of standardised mean differences. Data are reported in *Report Supplementary Material 5, Table 10*. LOS was similar between trial arms. The odds of patients experiencing complications was 38% lower in patients in the staff mix intervention (OR 0.62, 95% CI 0.43 to 0.89; $p < 0.05$). This difference can be largely attributed to the 46% lower odds of minor complications in the intervention group (OR 0.54, 95% CI 0.37 to 0.8; $p < 0.01$).

Interventions to improve recovery from cardiac surgery: randomised controlled trials

Six RCTs trialled interventions to improve recovery following cardiac surgery. Four compared prehab interventions with usual care^{193,210,215,258} and there were single studies examining the effectiveness of a specialist ward²⁵⁵ and rehab.²⁶⁶ The evidence came from the UK,^{210,215} Canada,¹⁹³ Germany,²⁵⁵ Australia²⁵⁸ and the Netherlands.²⁶⁶

A total of 1267 people commenced trials, with sample sizes ranging from 117²⁵⁸ to 309.²⁶⁶ In all studies, patients were scheduled for coronary artery bypass graft (CABG) surgery, plus in two studies valve surgery or combined CABG and valve surgery was also undertaken.^{255,258} Across the included studies, the sample was 21.6% female and 63.7 years old (where mean age was reported).

Quality assessment

One study achieved a global rating of ‘strong’,¹⁹³ with no ‘weak’ domains. Two further studies were rated as ‘moderate’,^{215,258} with one weak domain. Goodman and colleagues²¹⁵ retained $< 60\%$ of the recruited participants, and Rosenfeldt and colleagues²⁵⁸ did not report validity or reliability of their primary outcome measure. Of the studies rated as ‘weak’ overall, two were ‘weak’ for two domains (selection bias and data collection methods;²¹⁰ confounders and blinding²⁵⁵) and one was weak in three.²⁶⁶ The study by van der Peijl and colleagues²⁶⁶ did not adjust for confounding variables, did not comment on the validity or reliability of their primary outcome, and did not clearly report withdrawals and dropouts. Two of the six studies also failed to clearly define their LOS outcome.^{258,266}

Overview: cardiac surgery

This body of evidence is summarised below and in *Table 9*. Full details of the effectiveness of interventions are described in *Prehab interventions* and *Specialist ward and rehabilitation interventions*.

The six RCTs of interventions to improve recovery after elective cardiac surgery in older adults failed to provide conclusive evidence of benefit. Meta-analysis of the four RCTs trialling prehab interventions indicated a small reduction in LOS, compared with usual care; however, two of the three studies included showed no benefit. There were only single studies for rehab and specialist ward interventions. Although there were statistically significant changes on individual measures of quality of life and risk of complications in two studies, more evidence is required to determine whether or not multimodal interventions can convey any benefit in this population.

TABLE 9 Summary of studies, intervention components and findings for RCTs evaluating interventions to improve recovery from cardiac surgery

Study details		Intervention components								Outcome categories						
First author, year, country (quality assessment)	Sample size	Intervention category	Pre hospital admission	Preoperative	Perioperative	Postoperative	Post discharge	Other	LOS	Complications	Mortality	Re-admissions	Markers of recovery	Mental health	Quality of life	Use of additional care
Arthur 2000, ¹⁹³ Canada	249	Prehab	AEI; EX; REF; TEL						▲(2/2)					◊	△	
Goodman 2008, ²¹⁵ UK	188	Prehab	AEI; MT						◊							
Rosenfeldt 2011, ²⁵⁸ Australia	117	Prehab	AEI; EX; REF; OT; PSYC						x					◊	◊	
Furze 2009, ²¹⁰ UK	204	Prehab	AEI; EX; GOAL; REF; TEL; PSYC						◊	↔	↔	↔	x	x		↔
Probst 2014, ²⁵⁵ Germany	200	SW		PreM	ANE; ANA; WARM	ANA; SW			◊	▲	↔					
van der Peijl 2004, ²⁶⁶ the Netherlands	309	Rehab				PT; EX		Programme frequency: 2 x day	x				◊(4/4)			

AEI, assessment, education, counselling or information; ANA, analgesia protocol; ANE, anaesthesia protocol; EX, exercise programme; GOAL, goal-setting; MT, motivational talks; OT, occupational therapy; PreM, pre-medication protocol; PSYC, psychological support; PT, physiotherapy; REF, referrals; SW, specialist ward; TEL, telephone support; WARM, intraoperative warming protocol.

▲, standardised mean difference indicates significant medium beneficial effect size; △, standardised mean difference indicates significant small beneficial effect size; ◊, standardised mean difference indicates no significant difference between groups; ▲, OR indicates significant beneficial effect; ↔, OR indicates no significant difference between groups; x, data but standardised mean difference or OR could not be calculated; [blank], Not reported; (x/y), finding for x of y measures (e.g. where multiple measures per outcome category).

Intervention components are listed where they appear in only the experimental arm of the study. Study quality is indicated by the colour of the border of the study details cell: light green, 'strong'; dark green, 'moderate'; light blue, 'weak'.

The only study to indicate a statistically significant reduction in LOS with prehab was conducted by Arthur and colleagues.¹⁹³ This Canadian RCT was of 'strong' quality with a fairly large sample size ($n = 249$), and, as such, is the most robust study in the group, although also the oldest. The authors also observed a statistically significant improvement in physical quality of life.¹⁹³ The three other prehab programmes^{210,215,258} had no statistically significant impact on LOS, but did not result in any adverse effects on rates of readmission, use of additional care²¹⁰ or quality of life.²⁵⁸

The intervention evaluated by Arthur and colleagues¹⁹³ was the only one of the four prehab studies to include both an education component and supervised outpatient exercise training as part of its intervention. It was also the only intervention to involve spouses and family members, by informing them of what to expect when they saw the patient after surgery.

Goal-setting with the aim of increasing activity level was incorporated within the education delivered as part of the 'HeartOp Programme' evaluated by Furze and colleagues.²¹⁰ The studies by both Arthur and colleagues¹⁹³ and Furze and colleagues²¹⁰ incorporated telephone follow-up by nurses at regular intervals prior to surgery, which may also have contributed towards improved outcomes.

Perhaps the combination of individual supervision, regular telephone calls and involvement of family members helped motivate patients to engage with the prehab programme in the study by Arthur and colleagues.¹⁹³ The other study to integrate face-to-face education and regular patient contact (via motivational interviewing delivered monthly) did not reduce LOS.²¹⁵ The absence of ongoing support and/or supervision within this intervention may limit its effectiveness, or motivational interviewing may not be as effective as being motivated by family members.

Prehab interventions

The interventions trialled in the studies by Arthur and colleagues¹⁹³ and Furze and colleagues²¹⁰ included extensive preoperative information, education and counselling. Arthur and colleagues¹⁹³ followed this with individual exercise prescriptions for supervised 90-minute sessions, twice per week in the lead-up to surgery. In the study by Furze and colleagues,²¹⁰ participants in the prehab arm also received relaxation therapy to reduce stress and advice on postoperative self-management. In the study by Rosenfeldt and colleagues,²⁵⁸ participants in the intervention group received aerobic exercise physiotherapy, aiming to reach four 30-minute sessions per week. Participants also received relaxation therapy from an occupational therapist. The intervention in the study by Goodman and colleagues²¹⁵ was a series of monthly visits from a cardiac home-care nurse in order to reduce cardiac risks, establish lifestyle changes, provide education and answer questions.

Effectiveness of prehab interventions at improving clinical outcomes

Report Supplementary Material 5, Table 10, displays data for clinical outcomes for each study trialling a prehab intervention. Meta-analysis of the effects of prehab on LOS yielded evidence of a small reduction in LOS with prehab interventions ($d = -0.35$, 95% CI -0.68 to -0.02 ; $p < 0.05$) (*Figure 10*). In absolute terms, LOS was reduced by a mean of 0.7 days (SD 0.3 days, range 0.5–1 days); however, CIs for the pooled effect approach zero, indicating inconsistency across outcomes. Prehab was associated with a reduction in LOS in the study by Arthur and colleagues¹⁹³ ($d = -0.67$, 95% CI -0.92 to -0.41 ; $p < 0.001$), but not in any of the other studies. The main influence on LOS in this study came from the time spent in hospital after surgery, which was an average of 1 day shorter in the prehab group. Sensitivity analysis showing the influence of imputed data on LOS meta-analysis is available in *Appendix 4*.

Furze and colleagues²¹⁰ provided information about the use of additional GP and NHS hospital visits in the eight weeks after discharge, with results being similar between groups. Rosenfeldt and colleagues²⁵⁸ reported that median LOS was the same (6 days) in both groups. Only Furze and colleagues²¹⁰ reported complications or mortality, both of which were similar in both groups.

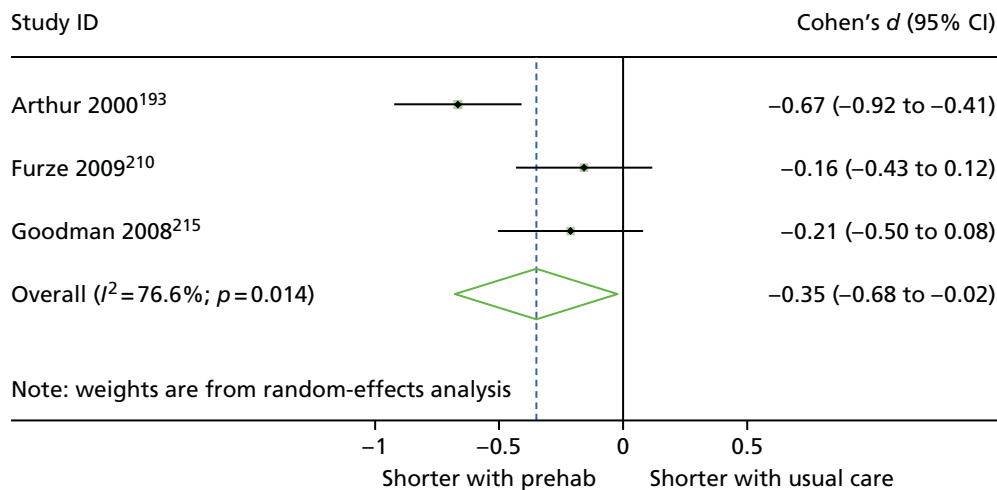


FIGURE 10 Forest plot showing the results of meta-analysis of the effect of prehab interventions vs. usual treatment on LOS following cardiac surgery.

Effectiveness of prehab interventions at improving patient-reported outcomes

Report Supplementary Material 5, Table 11, displays data for patient-reported outcomes for each study trialling a prehab intervention. The Short Form questionnaire-36 items (SF-36) was utilised by Arthur and colleagues¹⁹³ and Rosenfeldt and colleagues.²⁵⁸ Arthur and colleagues¹⁹³ presented change scores from baseline on various subscales of the SF-36, with significantly greater changes (indicating improvement) in the prehab group than in the usual care group on the physical functioning subscale and the physical composite summary scales; both changes were associated with small effect sizes. There was no statistically significant difference in the change from baseline between groups for any other subscale of the SF-36. In the study by Rosenfeldt and colleagues,²⁵⁸ participants in both groups scored similarly on both physical and mental composite scores. Furze and colleagues²¹⁰ calculated QALYs as a measure of health-related quality of life and mortality, but, as they evaluated these prior to surgery, we have not reported them here. Goodman and colleagues²¹⁵ collected data for mental health outcomes but did not report numerical data. The effects for quality-of-life outcomes are displayed in Figure 11.

Specialist ward and rehabilitation interventions

Specialist ward and rehabilitation interventions were trialled in one RCT each. The specialist ward in the study by Probst and colleagues²⁵⁵ was a three-bed post-anaesthetic care unit, a patient-to-staff ratio of 1 : 3, limited opening times, strict analgesia regime with pain monitoring, extubation as soon as ready and discharge into a step-down unit. This was compared with the larger conventional unit with 21 beds, where the physician to patient ratio was 12 : 1, staff were less specialised, opening hours were longer, analgesia was liberal, and extubation and discharge were typically delayed.

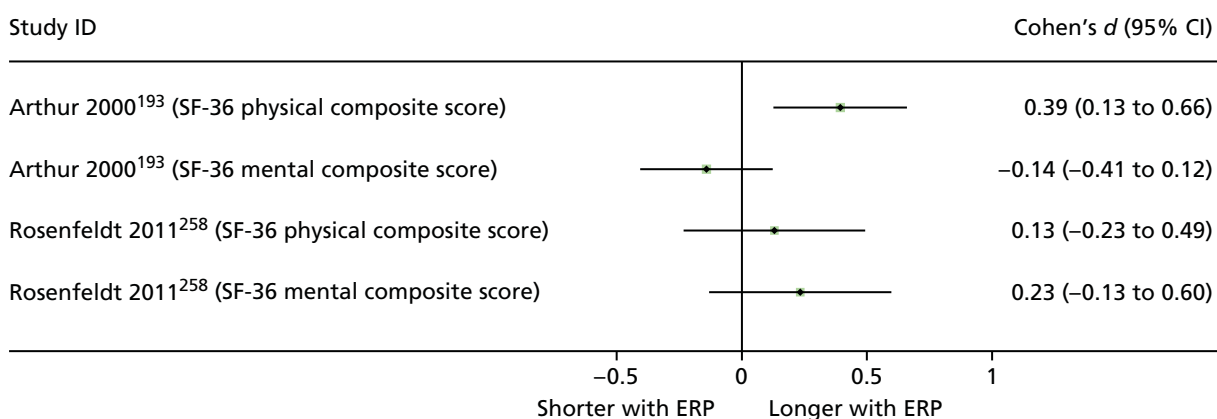


FIGURE 11 Forest plot (without pooled effects) displaying the effects of prehab on quality-of-life outcomes in patients receiving cardiac surgery.

In the study by van der Peijl and colleagues,²⁶⁶ patients were randomised to high- or low-frequency rehabilitation. In the high-frequency intervention, patients began a progressive exercise programme targeting flexibility, strength, co-ordination, walking and stair climbing. Exercises began the day after surgery and continued at weekends. In the comparator group, exercises were not supervised and were interrupted by the weekend.

The results of these two studies are displayed in *Report Supplementary Material 5, Table 12*. Despite reduced time in the treatment unit and intermediate care in the intervention group, total LOS was similar in both groups in the study by Probst and colleagues.²⁵⁵ However, the odds of incurring a complication were statistically significantly lower, by 79%, in the patients randomised to the specialist ward (OR 0.21, 95% CI 0.10 to 0.41).

Median LOS was the same in both groups in the rehabilitation trial by van der Peijl and colleagues,²⁶⁶ and all outcomes related to physical activity and functional independence after surgery were similar between groups.

Interventions to improve recovery from upper abdominal surgery: randomised controlled trials

There were five RCTs^{199,205,226,227,264} of interventions to improve recovery and/or reduce LOS following upper abdominal surgery. Procedures in these studies were liver resection,^{205,226} hepatectomy or pancreatectomy,²²⁷ pancreaticoduodenectomy¹⁹⁹ and gastric cancer surgery.^{199,264} Two studies were conducted in the UK,^{205,226} one was conducted in Taiwan,¹⁹⁹ one was conducted in Japan²⁶⁴ and one was conducted in Greece.²²⁷ Four of the studies^{199,226,227,264} evaluated ERP interventions and one²⁰⁵ evaluated prehab. In all cases, the comparator was standard care. Across the five studies, there were 485 participants, of whom approximately 42% were female. In the study by Chen and colleagues,¹⁹⁹ participants were undergoing different abdominal surgeries. The results for those receiving gastrectomy and pancreaticoduodenectomy were treated as separate analyses, both compared with groups of patients receiving usual care for the same procedure.

Quality assessment

Three of the studies were rated as 'moderate' overall^{199,227,264} and two were rated as 'weak'.^{205,226} The studies rated as 'weak' overall scored the lowest rating across two domains. The study by Dunne and colleagues²⁰⁵ was rated as 'weak' for data collection methods and selection bias. Selection bias was rated as 'weak' owing to the large number of dropouts.²²⁶ Jones and colleagues²²⁶ did not control for important between-group differences. Three studies^{226,227,264} provided a clear definition of LOS.

Overview: upper abdominal surgery

The evidence for upper abdominal surgery is summarised here and in *Table 10*. Full details of the effectiveness of interventions can be found in *Enhanced recovery protocol interventions* and *Prehab interventions*.

Meta-analysis of the four RCTs trialling ERP interventions aiming to improve recovery after upper abdominal surgery suggests that LOS can be reduced by around 5 days with ERP compared with usual care. Furthermore, meta-analysis of these four studies^{199,226,227,264} indicated that the odds of sustaining complications were lower with ERP interventions. Individual studies reported markers of recovery that either improved or remained similar with ERP. There was one trial of a prehab intervention, which led to improvements in some markers of physical fitness, but not in LOS. The successful interventions were heterogeneous, combining multiple components, and, as such, it is difficult to further explore reasons for their success.

Enhanced recovery protocol interventions

Components of the ERP interventions and comparators are mapped against ERAS Society guidelines for liver surgery,²⁷⁴ pancreaticoduodenectomy²⁷⁵ and gastrointestinal surgery^{253,276–278} in *Table 11*. The most commonly occurring items were preoperative counselling (2/4 studies); minimal fasting and carbohydrate loading preoperatively (2/4); avoidance of long-acting pre-anaesthetic medication (3/4); early oral intake postoperatively (3/4); early mobilisation (4/4) audit; and feedback (2/4). Usual care in the comparator arms was identical with respect to bowel preparation, pre-anaesthetic medication, antithrombotic and

TABLE 10 Summary of studies, intervention components and findings for RCTs evaluating interventions to improve recovery from upper abdominal surgery

Study details		Intervention components								Outcome categories							
First author, year, country (quality assessment)	Sample size	Intervention category	Pre hospital admission	Preoperative	Perioperative	Postoperative	Post discharge	Other	LOS	Complications	Mortality	Re-admissions	Markers of recovery	Mental health	Quality of life	Use of additional care	
Dunne 2016, ²⁰⁵ UK	38	Prehab	AEI; EX						◁▷	↔		↔		◁▷	↔(5/5)		
Chen 2017, ¹⁹⁹ Taiwan	535	ERP			FM	EON; COMM; EMOB		Oral and nutritional assistance protocol	▲(2/4)	↑(1/2) ↔(1/2)							
Kapritsou 2017, ²²⁷ Greece	63	ERP			nNGT	EMOB			▲	↑			◁▷(5/5)	◁▷(3/3)			
Tanaka 2017, ²⁶⁴ Japan	148	ERP		CHL; nFAST	DRA	EON; ANA			▲(2/2)	↑(1/2) ↔(1/2)		↔	▲(1/6) △(3/6) ◁▷(2/6)				
Jones 2013, ²²⁶ UK	104	ERP	AEI; NUT		DRA; FM	DRA; CATH; EON; FM; NUT; ANA			▲	↑(2/4) ↔(2/4)	↔	↔	▲		x		

AEI, assessment, education, counselling or information; ANA, analgesia protocol; CATH, catheter protocol; CHL, carbohydrate loading; DRA, drain protocol; EMOB, early mobilisation; EON, early oral nutrition; EX, exercise programme; NUT, nutrition supplementation or diet management.
 ▲, standardised mean difference indicates significant large beneficial effect size (Cohen's *d* > 0.80); ▲, standardised mean difference indicates significant medium beneficial effect size (Cohen's *d* 0.50 to 0.79); △, standardised mean difference indicates significant small beneficial effect size; ◁▷, standardised mean difference indicates no significant difference between groups; ↑, OR indicates significant beneficial effect; ↔, OR indicates no significant difference between groups; x, data but standardised mean difference or OR could not be calculated; [blank], not reported; (x/y), finding for x of y measures (e.g. where multiple measures per outcome category).
 Intervention components are listed where they only appear in the experimental arm of the study. Study quality is indicated by the colour of the border of the study details cell: dark green, 'moderate'; light blue, 'weak'.

TABLE 11 The ERAS components included in ERP (E) and comparator (C) arms in trials examining the effectiveness of ERP for upper abdominal surgery. Items derive from guidance for liver surgery unless indicated

ERAS item and description	Study (first author and year)			
	Chen 2017 ¹⁹⁹	Jones 2013 ²²⁶	Kapritsou 2017 ²²⁷	Tanaka 2017 ²⁶⁴
Preoperative counselling: patients should receive routine dedicated preoperative counselling and education before liver surgery		E	E, C	
Preoperative endoscopic biliary drainage should not be undertaken routinely in patients (PD)				
Preoperative smoking and alcohol consumption: abstinence should be attempted for 1 month prior to surgery (PD)				
Preoperative nutrition: routine use not warranted, but significantly malnourished patients should be optimised (PD)				
Perioperative nutrition: patients at risk should receive oral nutritional supplements for 7 days prior to surgery		E ^a		
Perioperative oral immunonutrition: limited evidence for use (immunonutrition for 5–7 days perioperatively should be considered – PD)				
Preoperative fasting and preoperative carbohydrates load: preoperative fasting does not need to exceed 6 hours for solids and 2 hours for liquids. Carbohydrate loading the evening before surgery and 2 hours before the induction of anaesthesia		E		E
No oral mechanical bowel preparation		E, C	E, C	
Pre-aesthetic medication: long-acting anxiolytic drugs should be avoided. Short-acting anxiolytics may be used to perform regional analgesia prior to the induction of anaesthesia		E, C	E, C	E, C
Antithrombotic prophylaxis		E, C		
Perioperative steroids administration: steroids (methylprednisolone) may be used before hepatectomy in normal liver parenchyma				
Antimicrobial prophylaxis and skin preparation		E, C		
Incision: the choice of incision is at the surgeon's discretion		E, C		
Minimally invasive approach: laparoscopic liver resections can be performed by hepatobiliary surgeons experienced in laparoscopic surgery	E, ^b C ^b			E, C ^c
Avoidance of prophylactic nasogastric intubation			E	
Nasogastric tubes removed prior to extubation (PD)				
Prophylactic abdominal drainage: no recommendation		E, C ^d		
Preventing intraoperative hypothermia		E, C		
Early oral intake: eat normal food on POD1. Enteral or parenteral feeding reserved for malnourished patients or those with prolonged fasting due to complications		E, ^e C		E
Normal diet after surgery without restrictions, beginning carefully and increasing intake according to tolerance over 3–4 days (PD)	E			
Postoperative glycaemic control (diabetic patients)				
Avoidance of perianastomotic drains (G)				E, C
Urinary drainage: suprapubic catheterisation is superior to transurethral catheterisation if used for > 4 days (PD)				
Prevention of delayed gastric emptying				
Stimulation of bowel movement: not indicated	E, C			

TABLE 11 The ERAS components included in ERP (E) and comparator (C) arms in trials examining the effectiveness of ERP for upper abdominal surgery. Items derive from guidance for liver surgery unless indicated (*continued*)

ERAS item and description	Study (first author and year)			
	Chen 2017 ¹⁹⁹	Jones 2013 ²²⁶	Kapritsou 2017 ²²⁷	Tanaka 2017 ²⁶⁴
Stimulation of bowel movement: a multimodal approach with epidural and near-zero fluid balance is recommended, including oral laxatives and chewing gum given postoperatively (PD)				
Early mobilisation	E	E, C ^f	E	E, C
Analgesia: routine TEA not recommended in open liver surgery. Wound infusion catheter or intrathecal opiates can be good alternatives combined with multimodal analgesia				
Pain management: opioid-sparing analgesic strategies, including regional analgesia techniques, should be implemented in context of a multimodal analgesic regimen (G)				E
Epidural analgesia: mid-thoracic epidurals are recommended, compared with intravenous opioids (PD)				
Intravenous analgesia: some evidence supports the use of PCA or intravenous lidocaine analgesic methods (PD)				
Multimodal approach to PONV should be used. Patients should receive PONV prophylaxis with two antiemetic drugs			E, C ^g	
Fluid management: maintenance of low central venous pressure with close monitoring. Balanced crystalloid preferred over saline or colloids			E	
Fluid management: perioperative haemodynamic management: maintain fluid homeostasis avoiding fluid excess and organ hypo perfusion (G)				E, C
Audit: systematic audit		E	E, C	

C, present in comparator arm; E, present in experimental arm; G, item from gastric surgery guidelines; PD, item from pancreaticoduodenectomy guidelines; POD, postoperative day; PONV, postoperative nausea and vomiting; TEA, thoracic epidural analgesia.

a Consumed for 3 days prior to surgery.
b Laparoscopy used on average 47% of patients.
c Patients from both experimental and control groups had either laparoscopic or open gastrectomy.
d Generally avoided and placed if only deemed necessary by operating surgeon.
e Patients in experimental group received additional supplements.
f Experimental, twice per day; control, once per day.
g Only one antiemetic provided.

antimicrobial prophylaxis, and the choice of incision. The intervention in the study by Tanaka and colleagues²⁶⁴ was described as an ERAS intervention by the authors. In the study by Chen and colleagues,¹⁹⁹ the intervention (the Modified Hospital Elder Life Program) integrated relatively few ERAS Society-recommended components, but featured an additional focus on oral and nutritional assistance, with a postoperative communication protocol to facilitate orientation.

The two studies evaluating ERP pathways with patients undergoing liver surgery^{226,227} adhered to a mean of 10.5 (45.7%) of the 23 relevant ERAS guidelines, while the comparator groups in these studies adhered to a mean of seven (30.4%) items.

The intervention in the study by Kapritsou and colleagues,²²⁷ conducted with patients undergoing hepatectomy or pancreatectomy, adhered to three (9.7%) of the 31 ERAS guideline items relevant to individuals undergoing pancreaticoduodenectomy, as did the comparator group.

The two studies evaluating ERP pathways with patients undergoing gastrointestinal surgery adhered to a mean of six (23%) of the 23 ERAS guideline items, with their comparator groups adhering to a mean of 3.5 items (15.2%).^{199,264}

The intervention evaluated in the study by Chen and colleagues,¹⁹⁹ conducted with patients undergoing a mix of pancreaticoduodenectomy and gastric procedures, adhered to five (17.9%) of the 28 relevant ERAS guideline items. The comparator group adhered to two (7.1%) of the relevant items.¹⁹⁹

Effectiveness of enhanced recovery protocol interventions at improving clinical outcomes

Report Supplementary Material 5, Table 13, displays clinical outcome data for RCTs evaluating ERP interventions to improve recovery from upper abdominal surgery. Meta-analysis of all trials indicated that LOS was a mean of 5.1 days shorter in ERP groups (SD 3.2 days, range 1.2–9.5 days), with a large effect size ($d = -1.04$, 95% CI -1.55 to -0.53 ; $p < 0.001$) (Figure 12). Heterogeneity was high and statistically significant, with wide CIs reflecting uncertainty in the true effect ($I^2 = 82.8\%$; $p < 0.001$).

Complications were reported in five groups across four studies,^{199,226,227,264} with meta-analysis finding that the odds of sustaining complications were 61% lower in patients receiving ERP (OR 0.39, 95% CI 0.24 to 0.64; Figure 13). Although heterogeneity was low and not statistically significant for this effect ($I^2 = 37.4$; $p = 0.17$), there was a mix of positive and null findings across the included studies. Re-admission rates were similar in the two studies that reported this outcome.^{226,264}

Effectiveness of enhanced recovery protocol interventions at improving patient-reported outcomes

Report Supplementary Material 5, Table 14, displays data for patient-reported outcomes from the studies trialling an ERP intervention to improve recovery from upper abdominal surgery. The study by Jones and colleagues²²⁶ found that patients in the ERP arm were medically fit for discharge around 4 days sooner than those receiving standard care, with a very large effect size reported ($d = -5.23$, 95% CI -6.1 to -4.35 ; $p < 0.001$). A range of markers of recovery was reported by Kapritsou and colleagues,²²⁷ including pain, sadness, optimism and various stress outcomes, but these did not differ between groups. Tanaka and colleagues²⁶⁴ reported earlier passage of first stool in participants in the ERP group (1 day earlier, $d = -0.52$, 95% CI -0.85 to -0.18 ; $p < 0.01$) but not first flatus. Patients in this study also had greater serum concentration of protein and transthyretin on day 7 following surgery, and experienced less weight loss

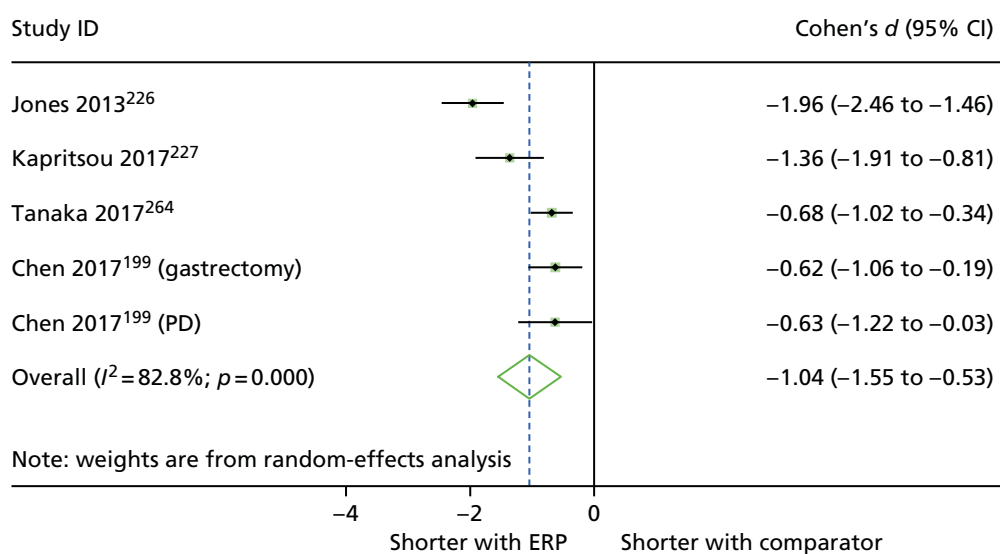


FIGURE 12 Forest plot showing the results of meta-analysis of the effect of ERP vs. usual treatment on LOS following upper abdominal surgery. PD, pancreaticoduodenectomy.

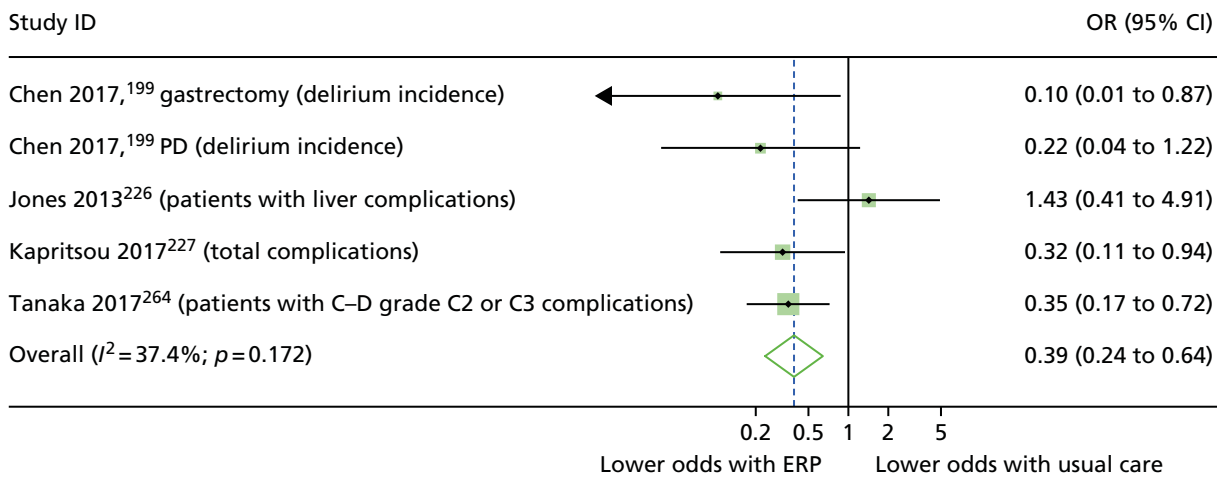


FIGURE 13 Forest plot showing the results of meta-analysis of the effect of ERP interventions vs. usual treatment on odds of complications following upper abdominal surgery. C-D, Clavien–Dindo; PD, pancreaticoduodenectomy.

than patients in the comparator arm at 1 week (0.9% less, $d = 0.58$, 95% CI 0.24 to 0.92; $p < 0.01$) and 1 month (1.6% less, $d = 0.51$, 95% CI 0.17 to 0.84; $p < 0.01$) after surgery. There was no opportunity to perform meta-analysis as outcomes were not similar between studies.

Prehab interventions

One RCT²⁰⁵ trialled a prehab intervention to improve recovery from upper abdominal surgery, with 35 patients included in the study. Patients in the experimental group performed 4 weeks of exercise sessions tailored to their physical capacity. Outcomes are presented in *Report Supplementary Material 5, Table 15*. There was no difference in LOS, complications or re-admissions between the groups. The authors evaluated markers of physical conditioning for all participants, also performing a subgroup analysis of 'high-risk' patients, as evaluated on study entry. Improvements were seen in a number of these outcomes, associated with large effect sizes, with some benefits also observed in high-risk patients.

Interventions to improve recovery from pelvic surgery, vascular surgery, thoracic surgery and surgery to remove tumours: randomised controlled trials

Several procedure categories featured in only one or two RCTs. These were interventions to improve recovery from pelvic,^{217,225} vascular^{31,247} and thoracic surgeries,²⁴⁸ as well as a range of surgeries to remove tumours.²²⁰ Evidence from these studies is summarised below and in *Table 12*, with full details of intervention effectiveness described in *Pelvic surgery, Vascular surgery, Thoracic surgery* and *Surgery to remove a tumour*.

Overview: interventions to improve recovery from pelvic surgery, vascular surgery, thoracic surgery and surgery to remove tumours

Pelvic surgery

The two RCTs trialling interventions to improve recovery after pelvic surgery investigated the effect of ERPs. Evidence from the two trials was inconclusive regarding the effects of ERP on any of the outcomes presented. The study by Gralla and colleagues²¹⁷ demonstrated a statistically significant reduction of LOS within the intervention group. There were also statistically significant improvements for complications and markers of recovery in this study. However, the study by Jensen and colleagues,²²⁵ which was of higher quality than the German study, did not report any statistically significant differences between groups for any outcomes.²¹⁷ One apparent difference between these studies is that the intervention by Gralla and colleagues²¹⁷ contained 12 active components, compared with the five in the intervention in the study by Jensen and colleagues.²²⁵ However, with only two studies available, the RCT evidence for ERP to improve recovery from pelvic surgery is both limited and inconclusive.

TABLE 12 Summary of studies, intervention components and findings for RCTs evaluating interventions to improve recovery from pelvic surgery, vascular surgery, thoracic surgery and surgery to remove various tumours

Study details		Intervention components							Outcome categories							
First author, year, country (quality assessment)	Sample size	Intervention category	Pre hospital admission	Preoperative	Perioperative	Postoperative	Post discharge	Other	LOS	Complications	Mortality	Re-admissions	Markers of recovery	Mental health	Quality of life	Use of additional care
Pelvic surgery																
Jensen 2015, ²²⁵ Denmark	129 ^a	ERP	AEI; PT; EX			EMOB; EX			x	↔↔	↔↔	↔↔	x(4/4)			
Gralla 2007, ²¹⁷ Magheli 2001, ²⁴⁰ Germany [^]	50	ERP		nMBP; nFAST	ANE; WARM; PONV	ANA; DRA; EON; EMOB; FM; LAX	AEI		▲	↑		↔↔	▲			
Vascular surgery																
Partridge 2017, ³¹ UK	209	PACP	AEI				FAPP	Pre-surgery: medications changed and level of care required advised. Post discharge: longer-term GP follow-up	x	↑(3/8) ↔↔(5/8)		↔↔	↔↔(2/2)			
Muehling 2008, ²⁴⁷ 2009, ²⁴⁶ 2011, ⁴⁹ Germany	82; 101; 101	ERP		nMBP; nFAST	CATH	CATH; EON; EMOB; ANA			x	↑(2/3) ↔↔(1/3)	↔↔	↔↔	x(3/3)			
Thoracic surgery																
Muehling 2008, ²⁴⁸ Germany	62	ERP		nFAST	SURG	EON; EMOB; ANA			x	↔↔						
Surgery to remove tumours																
Hempenius 2013, ²²⁰ 2016, ²¹⁹ the Netherlands	297; 260 ^a	PACP	AEI					Screened for delirium 3 x day	x	↔↔(2/2)	↔↔	↔↔	↔↔(2/2)	↓(1/13)	↔↔(4/13)	x(9/13)

AEI, assessment, education, counselling or information; ANA, analgesia protocol; ANE, anaesthesia protocol; CATH, catheter protocol; CHL, carbohydrate loading; DRA, drain protocol; EMOB, early mobilisation; EON, early oral nutrition; EX, exercise programme; LAX, laxative; nFAST, avoidance of prolonged fasting; nMBP, avoidance of mechanical bowel preparation; PACP, preoperative assessment with care plan; PONV, active prevention of nausea and vomiting; PT, physiotherapy; SURG, surgical approach differs between groups.

▲, standardised mean difference indicates significant large beneficial effect size (Cohen's *d* > 0.80); ▲, standardised mean difference indicates significant medium beneficial effect size (Cohen's *d* 0.50 to 0.79); ▲, OR indicates significant beneficial effect; ↔↔, OR indicates no significant difference between groups; ↓, OR indicates significant negative effect; x, data but standardised mean difference or OR could not be calculated; [blank], not reported; (x/y), finding for x of y measures (e.g. where multiple measures per outcome category).

^a Sample size reported in individual paper from same study.

*107 received allocated regime. Intervention components are listed where they only appear in the experimental arm.

[^]Patient satisfaction also reported.

Study quality indicated by the colour of the study details cell: light green, 'strong'; dark green, 'moderate'; light blue, 'weak'.

Vascular surgery

Two studies evaluated interventions to improve recovery from vascular surgery. In the study by Muehling and colleagues,²⁴⁷ patients receiving ERP were less likely to experience complications, and there were no re-admissions or deaths in the study. The study was rated as 'weak' and the data presented for LOS precluded secondary analysis.

Partridge and colleagues³¹ evaluated a preoperative assessment that informed a care plan. Although the study was of 'strong' quality, and LOS was reported as 2.3 days shorter in the experimental group, a lack of variance data precluded calculations of effect size or statistical difference. The identification of 58 more new comorbidities in the experimental group than in the usual care group may have contributed to the reduced odds of complications and, ultimately, LOS. However, few conclusions about interventions to improve recovery from vascular surgery can be drawn.

Thoracic surgery

Muehling and colleagues²⁴⁸ evaluated an ERP intervention to improve recovery in patients undergoing thoracic surgery. The study was of 'weak' quality and outcomes either could not be analysed or did not differ between groups.

Surgery to remove a tumour

One study²²⁰ evaluated an intervention to provide supportive care and prevent delirium in patients undergoing various surgeries to remove a tumour. The study was of 'moderate' quality and reported on a wide range of outcomes other than LOS. Fewer patients could return to their previous living arrangements, which was an undesirable outcome. No other differences were observed in the study, and LOS could not be analysed.

Interventions to improve recovery from pelvic surgery: randomised controlled trials

There were two RCTs^{217,225} of ERP interventions to improve recovery following pelvic surgery, reported across three journal articles. One of the studies took place in Germany²¹⁷ and one took place in Denmark.²²⁵ The study by Gralla and colleagues²¹⁷ was reported across two papers, with the publication by Magheli and colleagues²⁴⁰ focusing on aspects of recovery, while the core paper focused on LOS and complications.²¹⁷ Patients ($n = 179$) were admitted for radical cystectomy²²⁵ or radical prostatectomy;²¹⁷ they had a mean age of 67.8 years and 81% were male.

The study by Jensen and colleagues²²⁵ was rated as 'moderate' quality overall, scoring as 'weak' only for data collection methods. Across the two papers reporting on the study by Gralla and colleagues,^{217,240} all domains were rated as 'strong' or 'moderate' except for data collection methods. LOS was clearly defined in both studies.

Enhanced recovery protocol interventions

Components of the ERP interventions and comparators are mapped against ERAS Society guidelines for pelvic surgery²⁷² and radical cystectomy²⁷⁹ in *Table 13*. Usual care in the study by Jensen and colleagues²²⁵ already included a number of fast-track items; the experimental group underwent additional prehabilitation, rehabilitation and discharge planning in addition to the existing fast-track protocol. In the study by Gralla and colleagues,²¹⁷ few ERAS items had been implemented into standard care.

The intervention evaluated by Jensen and colleagues²²⁵ adhered to 14 (53.8%) items, the same number as the comparator group, but with additional exercise components. After excluding the two ERAS items exclusive to radical cystectomy, the intervention evaluated by Gralla and colleagues²¹⁷ adhered to 12 out of the 24 (50%) ERAS items listed in *Table 13*, and the comparator group adhered to a mean of five (20.8%) items.

Effectiveness of enhanced recovery protocol interventions at improving clinical outcomes

Table 12 displays outcome data for LOS, re-admissions, additional care, mortality, morbidity and complication where reported in both studies. LOS was reduced by 3.1 days in the study by Gralla and colleagues,²¹⁷ with a large effect size ($d = -2.90$, 95% CI -3.73 to -2.12 ; $p < .001$). In the study by Jensen and colleagues,²²⁵ median LOS was the same in both groups.

TABLE 13 Components of included ERP interventions and comparators, mapped against ERAS guidelines for rectal/pelvic surgery and radical cystectomy

ERAS item	Study (first author and year)	
	Gralla 2007, ²¹⁷ Magheli 2011 ²⁴⁰	Jensen 2015 ²²⁵
Preoperative information, education and counselling		E, C
Preoperative optimisation		E, ^a C
Preoperative mechanical bowel preparation avoided	E ^b	E, ^b C ^b
Preoperative fasting: clear fluids allowed up to 2 hours and solids up to 6 hours prior to induction of anaesthesia		
Preoperative carbohydrate treatment for patients without diabetes		E, C
Pre-anaesthetic medication: avoidance of long-acting sedatives		
Prophylaxis against thromboembolism		E, C
Antimicrobial prophylaxis and skin preparation	E, C	E, C
Standard anaesthetic protocol	E, C	E, C
Epidural analgesia: TEA is superior to systemic opioids. It should be continued for 72 hours	E	E, C
PONV prophylaxis	E	E, C
Laparoscopic resection recommended for benign disease and rectal cancer (R/P). Minimally invasive approach not recommended outside trial setting (RC)	E, C	E, ^c C ^c
Nasogastric intubation: nasogastric tubes not routinely used	E, C	
Nasogastric tubes removed before extubation		
Preventing intraoperative hypothermia	E, C	
Perioperative fluid management: intraoperative fluids guided by flow measurements to optimise cardiac output (RC)		
Perioperative fluid management: judicious use of vasopressors (RC)		
Transurethral catheter (R/P)	E	
Suprapubic catheter (R/P)		
Urinary drainage: transurethral catheter removal on POD1 in low risk patients		
Early removal of bladder catheter		E, C
Prevention of postoperative ileus: chewing gum (R/P), oral magnesium, alvimopan		
Postoperative laxatives and prokinetics (R/P)	E	
Early oral intake 4 hours after surgery	E	E, C
Early mobilisation	E	E, ^a C
Audit: all patients should be audited for protocol compliance and outcomes		E, C

C, present in comparator arm; E, present in experimental arm; POD, postoperative day; PONV, postoperative nausea and vomiting; RC, radical cystectomy; R/P, items from guidelines for rectal/pelvic elective surgery; TEA, thoracic epidural analgesia.
a Additional exercise programme.
b Enema only.
c Mini-laparotomy or robot-assisted.

The odds of experiencing a complication was significantly lower in patients receiving ERP in the study by Gralla and colleagues²¹⁷ (OR 0.25, 95% CI 0.07 to 0.83), with patients 75% less likely to experience complications. However, the wide CI indicated that this reduction in odds may have been as low as 17% or as high as 93%. ERP and usual care patients experienced similar rates of complications in the study by Jensen and colleagues.²²⁵ Re-admission rates were similar between groups in both studies, and 90-day mortality was similar in the study by Jensen and colleagues.²²⁵

Effectiveness of enhanced recovery protocol interventions at improving patient-reported outcomes

Report Supplementary Material 5, Table 17, displays outcome data for patient-reported outcomes where these were reported. It was possible to calculate standardised mean difference for only one outcome, which was time to first deflation/defecation in the study by Gralla and colleagues.²¹⁷ This occurred 0.4 days earlier after ERP than with usual care, associated with a medium effect size ($d = -0.61$, 95% CI -1.18 to -0.05 ; $p < 0.05$).

Descriptive statistics for patient satisfaction were presented by Gralla and colleagues.²¹⁷ There were similar distributions of scores for both groups for satisfaction with the LOS, while slightly more patients thought that the perioperative course was better than expected in the ERP group than in the usual care group (17 vs. 13 patients).²¹⁷ Jensen and colleagues²²⁵ reported postoperative pain scores, suggesting that patients in the ERP group were in more pain than the patients receiving usual care (16% reporting pain as 4 or above vs. 7%). After 90 days, the distribution of scores on the Clavien–Dindo scale was broadly similar between the groups.²²⁵

Interventions to improve recovery from vascular surgery: randomised controlled trials

There were two RCTs^{31,247} of interventions to improve recovery and/or reduce LOS following vascular surgery. In the German study by Muehling and colleagues,²⁴⁷ 82 patients underwent open repair of an infrarenal aortic aneurysm. We report data from the 2009 paper,²⁴⁶ when full recruitment of 101 patients had been completed, and the 2011 paper,²⁴⁹ which contains additional outcomes (incidence of organ failure and development of systemic inflammatory response syndrome). Patients randomised to the experimental arm received an ERP, primarily consisting of no bowel preparation, reduced preoperative fasting, patient-controlled epidural analgesia, enhanced postoperative nutrition and early mobilisation. ERP was compared with usual care.

In the study from the UK by Partridge and colleagues,³¹ patients were admitted for endovascular/open aortic aneurysm repair or lower limb arterial bypass surgery. Two hundred and nine participants were randomised either to a preoperative CGA leading to an optimised care plan or to standard preoperative assessment. Full details of the interventions trialled in the two vascular surgery studies can be found in *Report Supplementary Material 3, Tables 17 and 18*.

The study by Partridge and colleagues³¹ was rated as ‘strong’ overall, with only one rating of ‘moderate’, for blinding of assessors and participants. However, a clear definition of LOS was not provided. The study by Muehling and colleagues,^{246,247,249} which was reported across three journal articles, achieved a global rating of ‘weak’. LOS was not clearly defined in any of the three papers reporting on the study.

Effectiveness of interventions

Report Supplementary Material 5, Table 18, displays data for all effectiveness outcomes reported in the two studies trialling interventions to improve recovery from vascular surgery. In the study by Muehling and colleagues,^{246,249} patients receiving ERP were at lower odds of requiring postoperative ventilation (OR 0.11, 95% CI 0.02 to 0.55), experiencing organ failure (OR 0.34, 95% CI 0.13 to 0.88) or developing systemic inflammatory response syndrome (OR 0.39, 95% CI 0.17 to 0.9). There were no re-admissions or deaths in the study. For LOS and markers of recovery, the authors presented only medians and ranges, precluding secondary analysis.

In the study by Partridge and colleagues,³¹ LOS was reported as 2.3 days shorter in the experimental group; however, lack of variance data precluded calculations of effect size or statistical difference. The CGA identified 58 more new comorbidities than were diagnosed in the group receiving regular preoperative assessment. Postoperatively, odds of delirium (OR 0.39, 95% CI 0.17 to 0.9), cardiac complications (OR 0.24, 95% CI 0.02 to 0.58), and bowel and bladder complications (OR 0.4, 95% CI 0.22 to 0.74) were significantly lower in the experimental group. There were no statistically significant differences in any other outcomes.

Interventions to improve recovery from thoracic surgery: randomised controlled trials

There was one RCT of an intervention aiming to improve recovery following thoracic surgery.²⁴⁸ The study compared ERP with traditional care among 59 patients undergoing lung resection. Both the ERP and standard care pathways featured preoperative information, education and counselling, preoperative warming and prevention of fluid overload. In addition, patients in the ERP arm received minimal preoperative fasting, a standardised anaesthetic protocol, early oral intake and early mobilisation. Full details of the intervention can be found in *Report Supplementary Material 3, Table 19*.

Publication bias: randomised controlled trials

Figure 14 is a funnel plot of the data for LOS from 30 comparisons from the 26 RCTs that provided data from which standardised mean differences could be calculated.^{192,193,198–200,204,205,210,211,214,215,217,222,226,227,234,236,239,242,243,255,261,264,266,268,269} As the intercept was below zero, this indicates a tendency towards publication of studies showing beneficial effects of the interventions being evaluated. Studies with more robust data were clustered more symmetrically than those with less robust estimates (small sample sizes), which may indicate that there is bias whereby smaller trials with null or negative outcomes are not included in the data.

Although publication bias may be suspected in the first instance, it should be noted that interventions were often the implementation of evidence-based protocols to improve recovery from surgery and usually involved additional changes to existing 'best care'. This may make it unlikely that such interventions would have an adverse effect on LOS, and a negative intercept value could therefore be expected. However, it might be expected that, although interventions ought to lead to reductions in LOS, the influence of such an outcome on risk of complications is less predictable. Therefore, we produced *Figure 15*, a funnel plot of the data for 36 summary complications outcomes from the 28 RCTs providing such data.^{192,198,200,204,205,209,211,213,214,220,222,223,226,227,231,235,236,239,242,246,247,251,252,255,256,261,264,268} Inspection of this funnel plot indicates a symmetrical distribution of studies about the intercept, although this is again in favour of a beneficial effect (lower odds of complications in experimental groups).

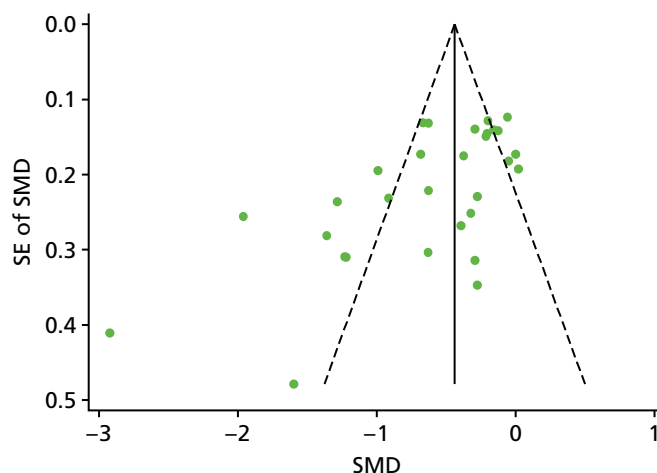


FIGURE 14 Funnel plot to assess publication bias in reporting of LOS across all RCTs. Dotted lines indicate pseudo-95% CIs. SMD, standardised mean difference (effect size) for each study; SE of SMD, the standard error of that effect.

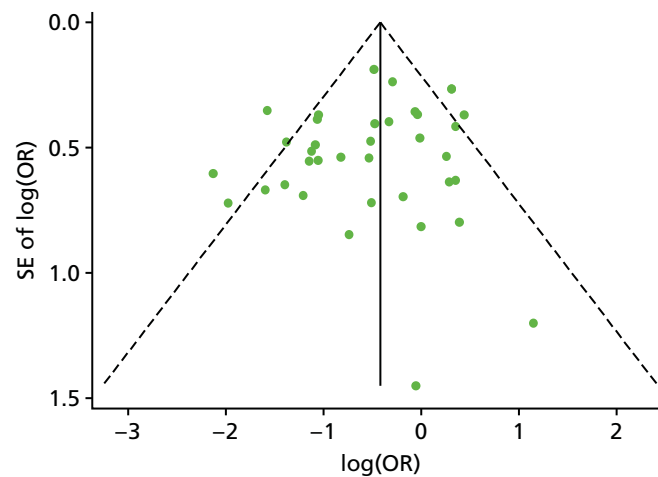


FIGURE 15 Funnel plot to assess publication bias in reporting of complications across all RCTs. Dotted lines indicate pseudo-95% CIs. Log(OR), the log of the OR for each study; SE of log(OR), the standard error of that OR.

In summary, although there is a possibility of publication bias in the evidence from RCTs evaluating interventions to reduce LOS in older adults undergoing elective procedures, the context of the evidence should alleviate concerns that possible unpublished trials with negative results could threaten the robustness of the evidence.

Synthesis of evidence from the UK

Interventions to improve recovery from colorectal surgery: evidence from the UK

Seven studies^{192,203,213,230–232,236} trialled interventions intended to improve recovery and/or reduce LOS following colorectal surgery in the UK, all of which evaluated ERP interventions compared with usual care. Among these were four RCTs,^{192,213,231,236} one controlled trial²³⁰ and two UBA designs.^{203,232} A total of 912 people commenced trials, with sample sizes ranging from 25¹⁹² to 506.²⁰³ Only the UBA studies by Dhruva Rao and colleagues²⁰³ and King and colleagues²³² had sample sizes > 100. Participants were admitted for hemicolectomy (left and right)¹⁹² or colorectal resection.^{203,213,230,231,236} Across the included studies, approximately half of the participants were female. Sample ages were reported as both medians and means and these can be seen in *Table 2*.

Overview: colorectal surgery

The evidence from the UK relating to colorectal surgery is summarised here and in *Table 14*. Full details of the effectiveness of interventions can be found in *Enhanced recovery protocol interventions*.

Seven studies based in the UK evaluated interventions to improve recovery and/or reduce LOS following colorectal surgery, and all evaluated ERP interventions. The evidence from these studies suggests that ERP interventions may be associated with shorter LOS, with a mean reduction of 2.4 days across three studies reporting data conducive to secondary analysis.^{192,230,236} This occurred alongside a trend for the odds of experiencing a complication to be lower. Re-admission rates were similar between groups of patients receiving ERP and usual care, and, although there was a trend for markers of recovery to improve with ERP interventions, such outcomes were not widely reported.

When reported data precluded calculation of standardised mean differences, studies reported favourable effects with ERP. As such, the heterogeneity of interventions (i.e. multiple combinations of multiple components) and homogeneity in results (indicating effectiveness for LOS and little effect on other outcomes) leads to the conclusion that ERP interventions of the nature described in this section may reduce LOS without detrimental effect to other outcomes. However, the causative factors bringing about such an effect are not readily identifiable.

TABLE 14 Summary of studies, intervention components and findings for RCTs evaluating interventions to improve recovery from colorectal surgery

Study details		Intervention components							Outcome categories							
First author, year, country (quality assessment)	Sample size	Intervention category	Pre hospital admission	Preoperative	Perioperative	Postoperative	Post discharge	Other	LOS	Complications	Mortality	Re-admissions	Markers of recovery	Mental health	Quality of life	Use of additional care
Gatt 2005, ²¹³ RCT	39	ERP	AEI; Pbio	nMBP; CHL; nFAST	ANA; DRA; FM; nNGT; SURG	EON; EMOB			x	↔↔	↔↔	↔↔	x			↔↔
King 2006, ²³² UK, UBA	146	ERP	NUT		SURG; FM; nNGT; DRA	DP; EON; EMOB; LAX; ANA; CATH			x(5/5)	↔↔	↔↔	↔↔				
Anderson 2003, ¹⁹² RCT	25	ERP	AEI; NUT	nMBP; CATH; CHL; nFAST	ANE; ANA; nNGT; SURG	EON; EMOB			▲	↔↔	↔↔	x	▲(1/2)			◁▷(1/2)
Dhruva Rao 2015, ²⁰³ UK, UBA	506	ERP	NUT	CHL; DP; nFAST	ANE; FM; PONV	EON; EMOB; ANA		Pre-admission optimisation	x	◁▷(2/2)	◁▷					
Khan 2013, ²²⁹ UK, CT	83	ERP	AEI	CHL; nFAST	ANE; FM; DRA; SURG	EON; EMOB; ANA; CATH; LAX			▲	↔↔		↔↔				
Khoo 2007, ²³¹ RCT	81	ERP		nFAST	FM; nNGT	EON; EMOB; ANA; CATH			x(2/2)	↑	↔↔	↔↔	x(3/3)			↔↔(3/3)
Lidder 2013, ²³⁶ RCT	57	ERP		CHL		EON; NUT			◁▷	↑(1/4)			◁▷			
										↔↔(3/4)						

AEI, assessment, education, counselling or information; ANAI, analgesia protocol; ANE, anaesthesia protocol; AP, antibiotic prophylaxis; CATH, catheter protocol; CHL, carbohydrate loading; CT, controlled trial; DRA, drain protocol; DP, discharge planning; EMOB, early mobilisation; EON, early oral nutrition; EX, exercise programme; FM, fluid management protocol; LAX, laxative; nFAST, avoidance of prolonged fasting; nMBP, no mechanical bowel preparation; nNGT, nasogastric tube protocol; NUT, nutrition supplementation or diet management; Pbio, probiotic/prebiotic; PONV, active prevention of nausea and vomiting; SURG, surgical approach differs between groups.

▲, standardised mean difference indicates significant large beneficial effect size (Cohen's *d* > 0.80); ▲, standardised mean difference indicates significant medium beneficial effect size (Cohen's *d* 0.50 to 0.79); ◁▷, standardised mean difference indicates no significant difference between groups; ↑, OR indicates significant beneficial effect; ↔↔, OR indicates no significant difference between groups; x, data but standardised mean difference or OR could not be calculated; [blank], not reported; (x/y), finding for x of y measures (e.g. where multiple measures per outcome category).

Study quality is indicated by the colour of the study details cell: dark green, 'moderate'; light blue, 'weak'.

Enhanced recovery protocol interventions

Components of the ERP interventions and comparators are mapped against ERAS Society recommendations for colorectal²⁷¹ and rectal/pelvic surgery²⁷² in *Table 15*. The full details of both ERP and prehab interventions can be found in *Report Supplementary Material 3, Tables 1–4*. In summary, the most common ERP components were the provision of preoperative information, education and counselling (5/7 studies); avoidance of lengthy preoperative fasting (5/7); preoperative carbohydrate treatments (6/7); a standardised anaesthetic protocol (7/7); laparoscopic surgery used where available (5/7); nasogastric tubes not routinely used (5/7); enteral route for fluids and early discontinuation of intravenous fluids postoperatively (5/7); thoracic epidural analgesia postoperatively (7/7); early oral intake postoperatively (7/7); perioperative nutritional care (6/7); and early mobilisation (6/7). The least common components were avoidance of pre-anaesthetic medication (0/7 studies); prophylaxis against thromboembolism (0/7); antimicrobial prophylaxis and skin preparation (1/7); prevention of intraoperative hypothermia (1/7); judicious use of vasopressors (0/7); transurethral (0/7) or suprapubic catheter (0/7) use; prevention of postoperative ileus with chewing gum, oral magnesium or alvimopan (0/7); and postoperative glucose control (0/7) (although this item was a specific allowance for diabetic patients, and no such patients were explicitly reported within the included samples).

TABLE 15 Components of included ERP interventions and comparators, mapped against ERAS Society guidelines for colonic and pelvic/rectal surgery

ERAS item	Study (first author and year)						
	Khan 2013 ^{229a}	Lidder 2013 ^{236a}	Anderson 2003 ¹⁹²	Gatt 2005 ²¹³	Khoo 2007 ²³¹	King 2006 ²³²	Dhruva Rao 2015 ²⁰³
Preoperative information, education and counselling	E		E	E		E, C	E, C
Preoperative optimisation			E	E			E
Preoperative mechanical bowel preparation avoided			E	E			
Preoperative fasting: clear fluids allowed up to 2 hours and solids up to 6 hours prior to induction of anaesthesia	E, b C		E	E ^b	E, b C ^b		E
Preoperative carbohydrate treatment	E	E	E	E		E ^c	E
Pre-anaesthetic medication: no routine long- or short-acting sedatives (colonic); no advantages to using long-acting benzodiazepines, short-acting should not be given to those aged > 60 years (R/P)							
Prophylaxis against thromboembolism							
Antimicrobial prophylaxis and skin preparation			E, C				
Standard anaesthetic protocol	E	E, C	E	E, C	E, C	E, C	E
PONV prophylaxis	E						E
Laparoscopy and modifications of surgical access: recommended for colonic surgery	E, C	E, d C ^d	E, C			E, d C ^d	E, d C ^d
Nasogastric intubation: nasogastric tubes not routinely used	E, C	E, C	E	E		E	
Nasogastric tubes removed before extubation			E	E	E	C	
Preventing intraoperative hypothermia		E, C					

continued

TABLE 15 Components of included ERP interventions and comparators, mapped against ERAS Society guidelines for colonic and pelvic/rectal surgery (*continued*)

ERAS item	Study (first author and year)						
	Khan 2013 ^{229a}	Lidder 2013 ^{236a}	Anderson 2003 ¹⁹²	Gatt 2005 ²¹³	Khoo 2007 ²³¹	King 2006 ²³²	Dhruva Rao 2015 ²⁰³
Perioperative fluid management: intraoperative fluids guided by flow measurements to optimise cardiac output		E, C			C	E	E
Perioperative fluid management: judicious use of vasopressors							
Perioperative fluid management: enteral route for fluids postoperatively should be used as early as possible, and intravenous fluids should be discontinued as soon as is practicable	E	E, C		E	E	E	
No drainage of peritoneal cavity after colonic anastomosis	E		E	E		E	
Transurethral catheter (R/P)							
Suprapubic catheter (R/P)							
Urinary drainage: routine transurethral bladder drainage for 1–2 days is recommended ^e	E				E, C	E, C	
Early removal of bladder catheter					E	E	E
Prevention of postoperative ileus: mid-thoracic epidural plus laparoscopic surgery (colonic)	E	E, ^d C ^d	E			E ^d	
Prevention of postoperative ileus: fluid overload and nasogastric decompression avoided	E				E	E	
Prevention of postoperative ileus: chewing gum (R/P), oral magnesium, alvimopan							
Postoperative laxatives and prokinetics (R/P)	E					E	
Postoperative analgesia. Open surgery: TEA using low-dose local anaesthetic and opioids; laparoscopic: an alternative to TEA is a carefully administered spinal analgesia with a low-dose, long-acting opioid	E	E, C	E	E	E, C	E	E
Early oral intake	E, C	E	E	E	E	E	E
Perioperative nutritional care		E	E	E	E	E	E
Postoperative glucose control							
Early mobilisation	E		E	E	E	E	E

C, present in comparator arm; E, present in experimental arm; R/P, items from guidelines for rectal/pelvic elective surgery; TEA, thoracic epidural analgesia.

a Interventions were described as 'ERAS' by study authors.

b 3 hours' fasting for fluids.

c High-protein/high-calorie drinks.

d Both laparoscopic and open procedures performed.

e Responses relate to mention of bladder catheter or urinary drainage, regardless of site.

Excluding the item for glucose control, ERP intervention groups adhered to a mean of just below 14 (45.6%) of the 30 ERAS Society guideline items (range from 11²³¹ to 17²³²), whereas comparator groups adhered to just over four items (14.9%, range 1²¹³ to 8²³⁶). Interventions 'branded' by study authors as ERAS adhered to a mean of 10 (33.3%) of ERAS Society guideline items, compared with a mean of 13.8 (45.8%) of ERP interventions not branded as ERAS.

Quality assessment

Studies were rated as either 'weak' or 'moderate' quality globally. Typically, studies were rated as 'strong' for study design if they were RCTs^{192,213,231,236} and 'weak' if they were not.^{203,229,232} Studies were commonly rated as 'moderate' for selection bias and blinding and 'weak' for data collection. Only two studies^{192,232} clearly described how LOS was defined. Three studies^{192,231,236} were rated as 'weak' on three or more domains.

Effectiveness of ERP interventions at improving clinical outcomes Report Supplementary Material 6, Table 1, displays data for clinical outcomes for each study trialling ERP interventions to improve recovery from colorectal surgery in the UK. Where it was possible to calculate standardised mean differences for LOS, LOS was significantly shorter in the studies by Anderson and colleagues¹⁹² ($d = -1.60$, 95% CI -2.54 to -0.66 ; $p < 0.001$) and Khan and colleagues²²⁹ ($d = -0.65$, 95% CI -1.09 to -0.20 ; $p < 0.01$) but not in the study by Lidder and colleagues.²³⁶ The mean reduction in LOS across those three studies was 2.4 days (SD 0.6 days, range 1.9–3.0 days).

In the remaining studies, median LOS was reported as lower with ERP than usual care.^{203,213,231,232} Re-admissions were reported in five studies,^{192,213,229,231,232} and were similar between groups in all.

Complications were reported in seven studies, with results plotted in Figure 16. Although only one study reported a statistically significant reduction in the odds of complications, the point estimates of all seven studies were indicative of a trend in favour of ERP.²³¹

Effectiveness of ERP interventions at improving patient-reported outcomes Report Supplementary Material 6, Table 2, displays data for patient reported outcomes for the studies trialling ERP interventions to improve recovery from colorectal surgery in the UK. Gastrointestinal function returned statistically significantly earlier in the ERP group in the study by Anderson and colleagues ($d = -1.53$, 95% CI -2.43 to -0.66 ; $p < 0.001$), but there was no difference in the time until patients could walk to the toilet unaided, despite a medium effect size ($d = -0.65$, 95% CI -1.46 to 0.16 ; $p = 0.08$).¹⁹² Lidder and colleagues²³⁶ found no difference in the time taken for patients to be medically fit for discharge.

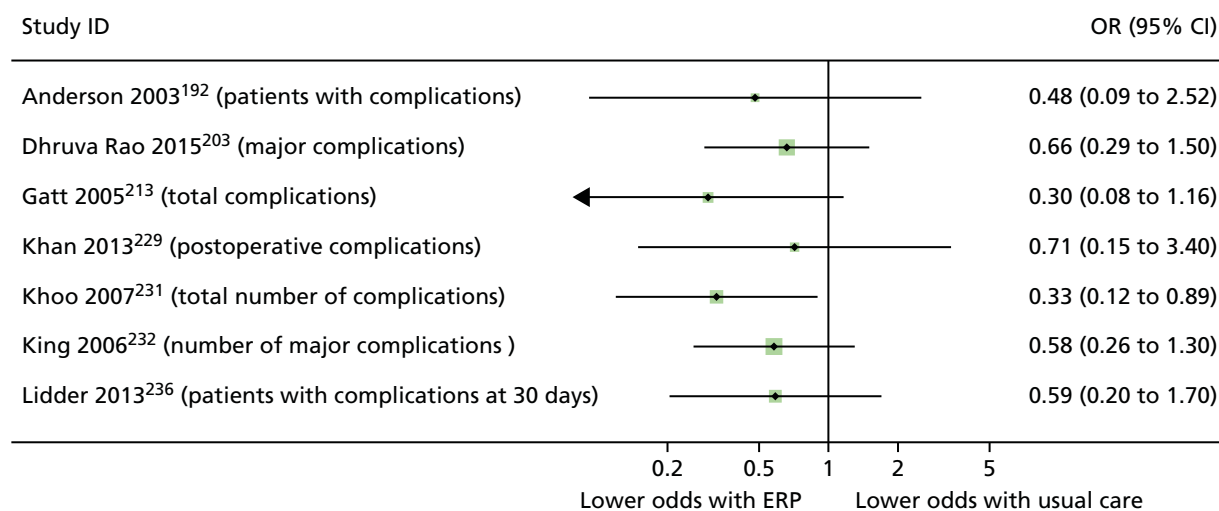


FIGURE 16 Forest plot (without pooled effects) showing the results of meta-analysis of the effect of ERP in odds of complications in patients undergoing elective colorectal surgery in the UK.

For other outcomes, where between-group statistics could not be calculated, patients in the ERP group spent longer out of bed on postoperative day 1 in the study by Gatt and colleagues;²¹³ Khoo and colleagues²³¹ reported earlier median time to tolerating solid diet, achieving independent mobility and passage of first stool. In the same study, only 3 out of 35 patients in the ERP group felt that they would have benefited from a longer stay, whereas 24 out of 35 patients receiving usual care would have preferred a longer stay.

Interventions to improve recovery from lower limb arthroplasty: evidence from the UK

There were 15 studies reporting across 16 papers evaluating interventions to improve recovery following lower limb arthroplasty in the UK. Of these, 11 studies^{206,216,218,224,230,237,238,241,245,256,260,262} compared ERP interventions with usual care; two trialled prehab versus usual care²⁴⁴ or home exercise;²⁶⁹ one trialled a 7-day rehab programme compared with weekday-only rehab²⁵³ and one evaluated a specialist ward versus previous usual care.¹⁹⁵

There were three RCTs,^{244,256,269} two controlled trials^{224,253} and 10 UBA studies.^{195,206,216,218,230,237,238,241,245,262} In the study reported in two papers,^{224,260} the authors compared outcomes between centres with differing LOS in Belfast, Liverpool and London. The paper by Hunt and colleagues²²⁴ reports most outcomes from the study, with the paper by Salmon and colleagues²⁶⁰ focusing on patient satisfaction.

A total of 17,023 participants were included, with sample sizes ranging from 39²⁴⁴ to 5319.²³⁰ Four studies had samples of 100–200 patients,^{206,218,238,269} five had samples of 400 to 1000^{216,224,245,253,195} and four had samples of > 1000.^{230,237,241,262} Procedures were primary or revision unilateral or total hip or knee arthroplasty.

The full details of all interventions can be found in *Report Supplementary Material 3, Tables 5–9*.

Overview: lower limb arthroplasty

The evidence regarding interventions to improve recovery from lower limb arthroplasty in older adults in the UK is summarised below and in *Table 16*. Full details of the effectiveness of interventions are available in *Enhanced recovery protocol interventions, Prehab interventions, Rehab interventions and Specialist ward*.

Of the 11 UK studies evaluating the effectiveness of an ERP intervention in older adults undergoing lower limb arthroplasty, five^{216,218,237,245,262} provided variance data that allowed for secondary analysis, all demonstrating reduced LOS with the intervention group on at least one outcome measure. These five studies indicated that ERP interventions was associated with a reduction in LOS of between 2.4 and 4.3 days compared with usual care. This change was achieved without detriment to patient recovery or well-being, as demonstrated by eight studies measuring additional outcomes.^{206,218,224,230,237,241,256,262} Six studies did not provide variance data to allow for secondary analysis.^{206,224,230,238,241,256}

There was variation in the magnitude of effect in the two studies by Maempel and colleagues, performed with patients undergoing knee²³⁸ and hip²³⁷ replacements. Discharge planning before admission was added to the intervention in hip replacement patients, although the greater reduction in LOS may be due to the differences in knee and hip replacement surgeries and their different recovery times.

Evidence for prehab was equivocal, ultimately leading to the conclusion that there was no overall benefit for either LOS or patient recovery beyond that conveyed by usual care. There were just single studies about rehab²⁵³ and specialist ward¹⁹⁵ interventions, preventing conclusions about their effectiveness.

Enhanced recovery protocol interventions

Components of the ERP interventions and comparators are mapped in *Table 17*. We used an ERAS-style mapping approach, despite the absence of ERAS Society guidelines for lower limb arthroplasty. The following items were the most common: pre-admission assessment, education and counselling (10/11 studies); preoperative assessment by an occupational therapist or a social worker to identify postoperative needs

TABLE 16 Summary of studies, intervention components and findings for studies evaluating interventions to improve recovery from lower limb arthroplasty in UK hospitals

Study details		Intervention components								Outcome categories						
First author, year, country (quality assessment)	Sample size	Intervention category	Pre hospital admission	Preoperative	Perioperative	Postoperative	Post discharge	Other	LOS	Complications	Mortality	Re-admissions	Markers of recovery	Mental health	Quality of life	Use of additional care
Reilly 2005, ²⁵⁶ RCT	41	ERP				ANA; EMOB; EON	AEI; TEL		x	↔⇒(2/2)			▲(1/5) ◁▷(4/5)			
Dwyer 2012, ²⁰⁶ UBA	127	ERP	AEI; DP; NUT; EX; OT; PT	CHL; nFAST; nPreM	ANE; CATH; PONV; TP	ANA; DP; EON; EMOB; EX; PT; NUT; GOAL	TEL; FAPP	Pre-hospital admission: involvement of a family member	x			↔⇒				
Gordon 2011, ²¹⁶ UBA	847	ERP	AEI; DP; EX; OT	SW		AIE; EMOB; ANA; SW; GOAL	TEL; EX		△							
Gordon 2011, ²¹⁶ UBA	847	ERP	AEI; DP; EX; OT	SW		AIE; EMOB; ANA; SW; GOAL	TEL; EX	Joint replacement school. Family member as 'coach'. Audio devices in theatre. Senior nurses have discharge authority. Pre-prepared analgesia packs at discharge	△							
Harari 2007, ²¹⁸ UBA	108	ERP	AEI; DP; OT; PT; SoW			EMOB; EON; GOAL	FAPP; REF; TEL	Geriatrician/nurse reviewed patients in wards plus provided staff education	△	▲(5/6) ↔⇒(1/6)	↔⇒	↔⇒				
Hunt 2009, ²²⁴ Salmon 2013, ²⁶⁰ CT ^a	579; 560	ERP	OT; PT	DA	ANA; ANE; SURG	ANA; EMOB; PT; SW	TEL	Discharge planned for POD2. Belfast site vs. Liverpool site	x				▲		◁▷(7/7)	

continued

Study details		Intervention components							Outcome categories							
First author, year, country (quality assessment)	Sample size	Intervention category	Pre hospital admission	Preoperative	Perioperative	Postoperative	Post discharge	Other	LOS	Complications	Mortality	Re-admissions	Markers of recovery	Mental health	Quality of life	Use of additional care
Starks 2014, ²⁶² UBA	2128	ERP	AEI; DP	nFAST	ANA; ANE; AP; WARM	EMOB; PT; ANA	TEL	Medical optimisation before admission. Promotion of independence and wellness postoperatively	▲(2/4) x(2/4)		↔(2/2)	↔(2/2)				
Williamson 2007, ²⁶⁹ RCT	181	Prehab	EX; PT						◊				◊(3/3)	▼(1/2)	◊	
McGregor 2004, ²⁴⁴ RCT	39	Prehab	AEI						x				◊(2/2)	◊(1/2)		◊(4/4)
Pengas 2015, ²⁵³ UBA	791	Rehab				PT		Weekends included in programme	◊(2/2)				△(2/5)			
Barlow 2013, ¹⁹⁵ UBA	410	SW				SW			▲(2/2)				x(3/5)			

AEI, assessment, education, counselling or information; ANA, analgesia protocol; ANE, anaesthesia protocol; AP, antibiotic prophylaxis; CATH, catheter protocol; CHL, carbohydrate loading; CT, controlled trial; DP, discharge planning; DRA, drain protocol; EMOB, early mobilisation; EON, early oral nutrition; EX, exercise programme; FAPP, follow-up appointment; GOAL, goal-setting; LAX, laxative; MT, motivational talks; nFAST, avoidance of prolonged fasting; NUT, nutrition supplementation or diet management; OT, occupational therapy; PONV, active prevention of nausea and vomiting; PreM, pre-medication protocol; PT, physiotherapy; SoW, social worker; SW, specialist ward; TEL, telephone support; TP, thromboprophylaxis; WARM, avoidance of intraoperative hypothermia.

▲, standardised mean difference indicates significant large beneficial effect size (Cohen's *d* > 0.80); ▲, standardised mean difference indicates significant medium beneficial effect size (Cohen's *d* 0.50–0.79); △, standardised mean difference indicates significant small beneficial effect size (Cohen's *d* 0.20–0.49); ▼, standardised mean difference indicates significant medium detrimental effect size; ◊, standardised mean difference indicates no significant difference between groups; ▲, OR indicates significant beneficial effect; ↔, OR indicates no significant difference between groups; x, data but standardised mean difference or OR could not be calculated; [blank], not reported; (x/y), finding for x of y measures (e.g. where multiple measures per outcome category).

a Patient satisfaction was reported in the study.

b Sample size as reported in separate papers.

c 308 reported THA and 299 reported TKA.

Intervention components are listed where they only appear in the experimental arm of the study. Study quality is indicated by the colour of the study details cell: dark green, 'moderate'; light blue, 'weak'.

TABLE 17 Map of components found in interventions and comparators for ERP interventions aiming to improve recovery from lower limb arthroplasty in UK hospitals

Intervention component	Study (first author and year)										
	Dwyer 2012 ²⁰⁶	^a Gordon 2011 ²¹⁶	Harari 2007 ²¹⁸	Hunt 2009; ²²⁴ Salmon 2013 ²⁶⁰	Khan 2014 ²³⁰	Maempel 2015 ²³⁸	Maempel 2016 ²³⁷	Malviya 2011 ²⁴¹	Mertes 2013 ²⁴⁵	Reilly 2005 ²⁵⁶	Starks 2014 ²⁶²
Assessment/education/counselling	E	E	E	E, C ^b	E	E	E	E	E		E
Avoidance of preoperative fasting	E								E		E
Preoperative carbohydrate treatment	E										
Preoperative exercise	E ^c	E	E	C2 ^d							
Optimisation of physical condition prior to surgery	E						E				E
Discharge planning: prior to admission	E	E	E				E				E
Discharge planning after hospital admission			E						E		
Pre-treatment OT/SW assessment of PO needs and/or equipment provision	E	E	E	C		E	E		E		
Admission on day of surgery		E		C1, C2	E, C	E			E		E
Pre- or postoperative antibiotic prophylaxis						E	E		E		E
Anaesthesia protocol: routine use of spinal or epidural anaesthesia	E, C	E, C		E, C2	E	E, C	E, C	E			E
Anaesthesia protocol: short-acting, opiate avoidance	E	E, C			E			E		E, C	
Minimally invasive surgical technique										E, C	
Wound management protocol		E			E, C				E		
Avoidance of routine urinary catheter	E				E						
Perioperative fluid management: intraoperative fluids guided by flow measurements to optimise cardiac output								E, C			
Perioperative fluid management: judicious use of vasopressors					E			E			
No routine drains					E		E, C				
Maintenance of normothermia											E
Avoidance of PCA		E		C2	E	E	E	E	E	E	E

Intervention component	Study (first author and year)										
	Dwyer 2012 ²⁰⁶	^a Gordon 2011 ²¹⁶	Harari 2007 ²¹⁸	Hunt 2009; ²²⁴ Salmon 2013 ²⁶⁰	Khan 2014 ²³⁰	Maempel 2015 ²³⁸	Maempel 2016 ²³⁷	Malviya 2011 ²⁴¹	Mertes 2013 ²⁴⁵	Reilly 2005 ²⁵⁶	Starks 2014 ²⁶²
Avoidance of routine opiate analgesia	E	E					E			E	E
Early mobilisation protocol	E	E	E	E, C1, C2	E	E, C	E	E		E	E
Dedicated post-surgery physiotherapy exercises, supported by PT	E			E, C1, C2	E	E	E, C		E		E
Early resumption of oral intake (fluids, nutrition)	E		E						E	E	
PONV prophylaxis	E										
Laxative use					E						
Thromboembolic prophylaxis	E			E, C1, C2	E	E, C			E, C		
Goal-setting with patient	E	E	E								
Patient encouraged to be active participant in own care/ disown sick role	E	E	E						E		E
Provision of equipment/medication on discharge		E						E	E	E, C	
Follow-up support: contact telephone number, telephone call, home visit	E	E	E	E, C2	E			E		E	E
Post-discharge exercise regimen and/or PT support		E								E	
Follow-up outpatient/community clinic visit/referrals	E		E	E, C1, C2				E	E		

C, comparator group; C1, comparator group 1; C2, comparator group 2; E, experimental group; OT, occupational therapist; PCA, patient-controlled analgesia; PONV, postoperative nausea and vomiting; PT, physiotherapist; SW, social worker.

a Detail provided for full protocol and joint replacement school.

b Assessment only.

c Patients attended preoperative class led by physiotherapist and OT.

d Routine home visit by physiotherapist prior to hospital admission.

and/or provision of equipment (7/11); routine use of spinal or epidural anaesthesia (8/11); avoidance of patient-controlled analgesia (9/11); early mobilisation protocol (10/11); dedicated post-surgery physiotherapy, supported by a physiotherapist (PT) (7/11); and follow-up support (8/11).

In the study by Gordon and colleagues,²¹⁶ two experimental groups were compared with a historical cohort receiving standard care. One experimental group received an ERP and one group received this ERP as well as attending 'joint recovery school', where patients received multimodal education about all aspects of care and recovery.

Quality assessment

Two studies^{256,269} achieved a global rating of 'moderate' and the rest were rated as 'weak'. The studies rated as 'moderate' achieved 'strong' ratings for study design and confounders. In addition, the study by Reilly and colleagues²⁵⁶ scored 'strong' for reporting of withdrawals and dropouts, and the study by Williamson and colleagues²⁶⁹ was rated as 'strong' for data collection methods.

All of the 'weak' studies were given domain ratings of 'weak' for study design and data collection methods. Six studies were rated as 'weak' for confounders.^{230,237,241,245,253} Only four studies^{195,206,224,237} offered a clear definition of LOS.

Effectiveness of enhanced recovery protocol interventions at improving clinical outcomes Report *Supplementary Material 6, Table 3*, displays data for clinical outcomes for each study trialling an ERP intervention to improve recovery from lower limb arthroplasty in a UK hospital. The forest plot in *Figure 17* shows standardised mean differences in LOS between ERP and usual care in studies from which these data could be calculated.^{216,218,237,245,256} In the seven groups from these five studies, LOS was reduced with ERP by a mean of 2.4 days (SD 1.2 days, range 0.8–4.3 days). Effect sizes were small in five groups,^{216,218,245} and large in two (–1.35 and –3.0).^{237,256} Re-admissions were recorded in six studies,^{206,218,230,241,256,262} with no statistically significant difference in the odds of re-admission with ERP or usual care for any of the individual studies (*Figure 18*).

In the study by Gordon and colleagues,²¹⁶ attendance at the joint replacement school, in addition to ERP, seemed to have greater benefit in hip replacement patients than in knee replacement patients. LOS was reduced by an additional 2.3 days in these knee replacement patients, compared with those who received ERP only.

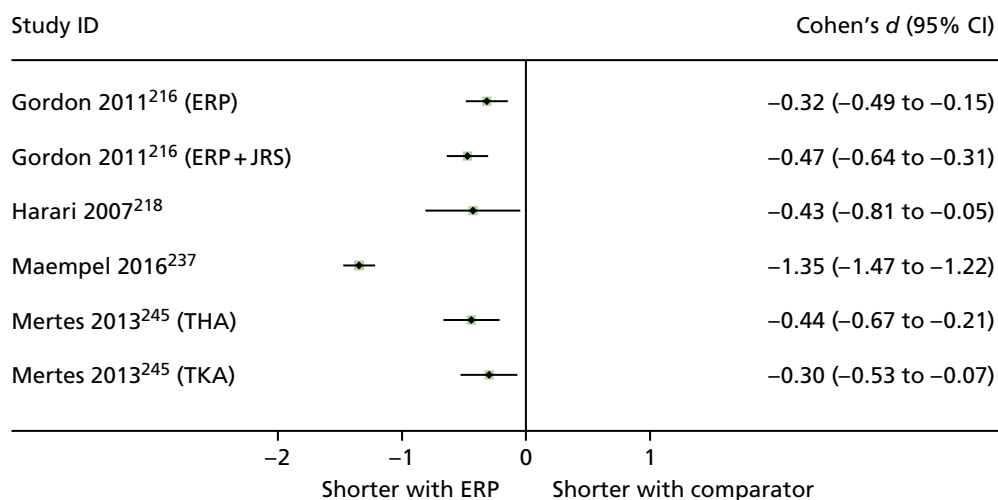


FIGURE 17 Forest plot (without pooled effects) showing standardised mean differences in LOS between ERP and usual care in patients undergoing lower limb arthroplasty in UK hospitals. JRS, joint replacement school; THA, total hip arthroplasty; TKA, total knee arthroplasty.

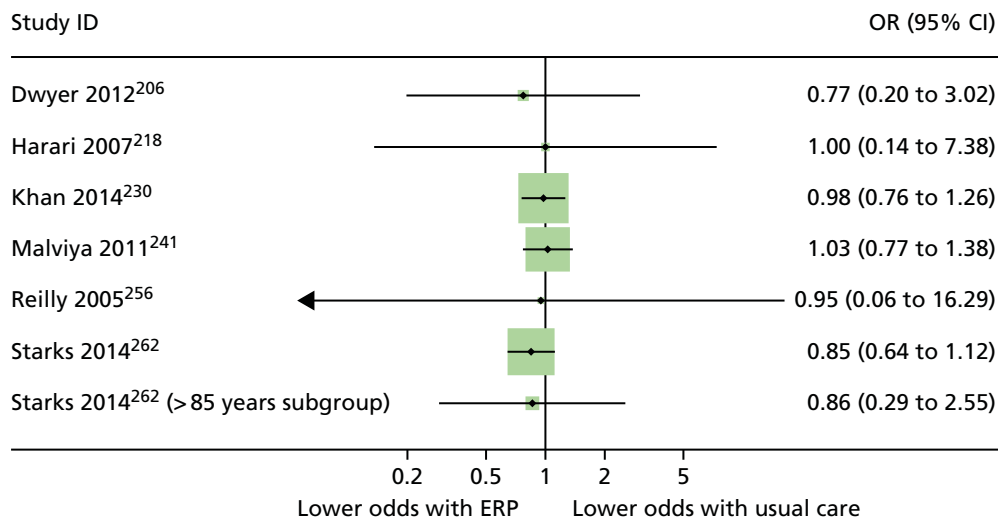


FIGURE 18 Forest plot (without pooled effects) showing the relative odds of being re-admitted for patients receiving ERP or usual care groups when undergoing lower limb arthroplasty in UK hospitals.

In the study by Harari and colleagues,²¹⁸ who evaluated the 'POPS' intervention (Proactive care of older people undergoing surgery), LOS was 4.3 days shorter and delayed discharge was 87% less likely in the intervention group (95% CI 0.06 to 0.31). Medical complications (24% fewer in ERP) and delays while waiting for occupational therapists and/or equipment (16.7% fewer in ERP) accounted for the majority of the delays in discharge in the usual care group, with differences between groups being statistically significant for these reasons for delay.

In the studies where standardised mean differences could not be calculated, LOS was always reported as shorter with ERP.^{206,224,230,238,241,262} Dwyer and colleagues²⁰⁶ reported that LOS was a mean of 3 days shorter with ERP, with comparable numbers of re-admissions in both groups. Patient data were also stratified by preoperative haemoglobin levels, American Society of Anesthetists scores and body mass index, with similar reductions in LOS for ERP patients regardless of stratum.

In the large UBA study by Khan and colleagues,²³⁰ median LOS was 3 days shorter and there were 0.5% fewer myocardial infarctions with ERP, but there were no statistically significant differences in any other outcome compared with the pre-ERP group. Maempel and colleagues conducted separate studies with knee²³⁸ and hip²³⁷ replacement patients receiving slightly different ERP packages. The study conducted with hip replacement patients²³⁷ was considerably larger ($n = 1161$) than the one conducted with knee replacement patients²³⁸ ($n = 165$). Median LOS was 1 day shorter in the ERP group with knee replacement patients.²³⁸ Rates of dislocation and death in the year following surgery did not differ between groups in the same study.²³⁸ In the 2016 study with hip replacement patients, LOS was 2 days shorter in ERP patients, associated with a large effect size ($d = -1.35$, 95% CI -1.47 to -1.22 ; $p < 0.001$), with no differences between groups for other outcomes.²³⁷

In the large study by Malviya and colleagues,²⁴¹ mean LOS was 3.7 days shorter in the ERP group, and re-admission rates were similar between groups. Odds of death within both 30 and 90 days of surgery were statistically significantly lower in the ERP group (30 days: OR 0.13, 95% CI 0.02 to 1.01; 90 days: OR 0.24, 95% CI 0.07 to 0.79). However, wide CIs indicate that the odds of death within 30 days was between 98% lower and 1% greater in the ERP group, indicating great uncertainty about the true outcome.²⁴¹

Starks and colleagues²⁶² reported mean LOS without variance data, with shorter LOS with ERP in both hip and knee procedures, as well as when considering a subgroup analysis of patients aged > 85 years. The odds of patients experiencing a 'long LOS' [defined as those who stayed beyond the national upper

quartile LOS for their strata of procedure (8 days for 2007 data and 7 days for 2008 and 2009 data) was reduced with ERP in all patients (OR 0.18, 95% CI 0.15 to 0.23), and within the subgroup analysis of patients aged > 85 years (OR 0.13, 95% CI 0.07 to 0.25).

Effectiveness of enhanced recovery protocol interventions at improving patient-reported outcomes *Report Supplementary Material 6, Table 4*, displays outcome data for patient-reported outcomes from studies evaluating ERP interventions to improve recovery from lower limb arthroplasty in UK hospitals. Assessments of physical recovery, quality of life and patient satisfaction were across the included studies. Where standardised mean differences were calculated, there were no statistically significant differences between outcomes, except an improvement on the Oxford Hip Score in the study by Hunt and colleagues²²⁴ for patients in the Belfast centre compared with both control sites. These differences were a mean of 5.1 and 3.3 points on a scale of 12–48, with each category separated by 9 points. There was also a slightly better score on the WOMAC function scale for patients in Belfast than for those in south-west London ($d = 0.23$, 95% CI 0.02 to 0.44; $p < 0.05$). In the study by Reilly and colleagues,²⁵⁶ patients in the ERP group demonstrated improved knee function, with 4.9 degrees' greater knee flexion range of motion than patients receiving usual care. This difference was associated with a medium effect size, although wide CIs indicate the true effect may have ranged from negligible to very large ($d = 0.79$, 95% CI 0.16 to 1.43; $p < 0.05$).

Salmon and colleagues²⁶⁰ reported patient satisfaction outcomes from the core study by Hunt and colleagues.²²⁴ More patients in the Belfast centre reported no problems with care than did those in Liverpool (18.8% more) and south-west London (26.5% more). The number reporting no problems with recovery was similar in all three centres.

Prehab interventions

Two RCTs evaluated prehab in patients undergoing knee²⁶⁹ and hip arthroplasty.²⁴⁴ Between the two studies, there were 220 patients with a mean age of 70.9 ± 8.9 years, of whom 54% were female.

The intervention delivered by McGregor and colleagues²⁴⁴ included a pre-admission class at which staff provided information about the procedure and rehabilitation process and ensured that exercises could be performed effectively by patients. They also made provisions to adapt the home environment, if required. The intervention in the study by Williamson and colleagues²⁶⁹ was a 6-week programme of lower limb strength and balance training. Full descriptions of the interventions are available in *Report Supplementary Material 3, Table 7*.

Effectiveness of prehab interventions

Data from all outcomes in the two prehab studies are presented in *Report Supplementary Material 6, Table 5*. There was no difference in LOS between prehab and home exercise in the study by Williamson and colleagues.²⁶⁹ It was not possible to calculate the effect on LOS in the study by McGregor and colleagues,²⁴⁴ who reported that patients undergoing prehab spent 3 days fewer in hospital than those receiving usual care.

Measures of mental health, quality of life and markers of recovery were assessed. Anxiety was statistically significantly greater in the prehab group in the study by Williamson and colleagues,²⁶⁹ associated with a medium effect size ($d = 0.58$, 95% CI 0.21 to 0.94; $p < 0.001$) and a change of 1.8 points on the Hospital Anxiety and Depression Scale anxiety scale (95% CI 0.65 to 3.03). However, anxiety scores in both groups were low and well within the normal range ('normal' range being 0–7 points²⁷³). There were no differences between groups on any other outcome.

Rehab interventions

One controlled trial evaluated a rehab intervention.²⁵³ The intervention was specifically the incorporation of weekends into the programme, meaning that rehabilitation was uninterrupted and patients could begin without delay. One hundred patients were recruited, with a mean age of 60.8 years, and 47% of them were female.

The study was of low quality, assessed as 'weak' on all domains except items relating to selection bias and blinding, for which it received 'moderate' scores.

Results are presented in *Report Supplementary Material 6, Table 6*, with data presented separately for hip and knee patients. LOS was not significantly different between trial arms. Data for patients undergoing knee replacement approached statistical significance but with only a small effect size indicated and a mean difference of less than half a day ($d = -0.25$, 95% CI -0.51 to 0.0 ; $p = 0.054$). In both knee and hip replacement patients, the time to mobilising with two walking sticks was reduced with weekend physiotherapy, by a mean of half a day, associated with small effect sizes. Group numbers were not clearly reported for knee and hip functional assessments and therefore no analysis was performed.²⁵³

Specialist ward

We identified one UBA study¹⁹⁵ evaluating a specialist ward intervention in which a ring-fenced orthopaedic ward was introduced into the hospital. The ward had stringent access restrictions and extensive measures to prevent infection or contamination (full details are given in *Report Supplementary Material 3, Table 9*). Data from patients admitted to this ward were compared with data from patients previously treated on a general orthopaedic ward.

The study achieved a 'strong' quality assessment rating for confounders and provided a clear definition of LOS. It was assessed as 'weak' for study design and data collection methods and 'moderate' for all other items. It was rated as 'weak' overall.

Effectiveness data are reported in *Report Supplementary Material 6, Table 7*. Patients undergoing total hip replacements with recovery in the specialist ward stayed a mean of 1.6 days fewer than those in the standard orthopaedic ward, with a large effect size ($d = -1.03$, 95% CI -1.32 to -0.74 ; $p < 0.001$). Similarly, those patients undergoing total knee replacements with recovery in the specialist ward stayed a mean of 2.2 days fewer than those in the standard orthopaedic ward, with a large effect size ($d = -1.02$, 95% CI -1.31 to -0.73 ; $p < 0.001$).

Although this study indicates that LOS may be reduced with a specialist ward, no outcomes were reported on the wider impact of a shorter stay, for example on complications, recovery or satisfaction with care.

Interventions to improve recovery from cardiac surgery: evidence from the UK

From the UK, we identified two RCTs,^{210,215} one controlled trial²⁵⁹ and one UBA study²⁰⁸ that evaluated interventions intended to improve recovery following cardiac surgery. Both of the RCTs compared prehab interventions with usual care, ^{210,215} the controlled trial evaluated the effectiveness of a specialist ward versus usual care²⁵⁹ and the UBA study compared a newly implemented ERP with previous usual care.²⁰⁸

A total of 633 people commenced trials, with sample sizes ranging from 105²⁰⁸ to 204.²¹⁰ In all studies, patients were scheduled for at least CABG surgery, with some patients scheduled for valve surgery or combined CABG and valve surgery. Across the sample, 20.3% of participants were female, and the mean age was 64.8 ± 6.6 years.

Overview: cardiac surgery

Evidence for interventions to improve recovery after cardiac surgery in the UK is summarised here and in *Table 18*. Full details of the effectiveness of interventions are available in *Prehab interventions* and *Other interventions*.

Only four UK-based studies evaluated interventions to improve recovery from cardiac surgery, distributed across three intervention types. There was no conclusive evidence that any intervention was associated with reduced LOS, despite some findings approaching statistical significance, including meta-analysis of two prehab interventions. Few outcomes were reported with regard to markers of recovery, quality of life or other outcomes not directly related to LOS.

TABLE 18 Summary of studies, intervention components and findings for studies evaluating interventions to improve recovery from cardiac surgery in the UK

Study details	Intervention components								Outcome categories								
	First author, year, country (quality assessment)	Sample size	Intervention category	Pre hospital admission	Preoperative	Perioperative	Postoperative	Post discharge	Other	LOS	Complications	Mortality	Re-admissions	Markers of recovery	Mental health	Quality of life	Use of additional care
Goodman 2008, ²¹⁵ RCT	188	Prehab	AEI							◊◊							
Furze 2009, ²¹⁰ RCT	204	Prehab	AEI; EX; GOAL; REF; TEL							◊◊	↔↔	↔↔	↔↔		x	▲	↔↔
Salhiyyah 2011, ²⁵⁹ CT	136	SW			FM		SW		Extubation criteria, cardiovascular support available. Mechanical ventilation not provided	◊◊	↔↔						
Fleming 2016, ²⁰⁸ UBA	105	ERP	AEI	CHL; nFAST	FM; ANA		EMOB; LAX			◊◊	▲(1/7) x(6/7)	↔↔		▲(3/12) x(9/12)			

AEI, assessment, education, counselling or information; ANA, analgesia protocol; CHL, carbohydrate loading; CT, controlled trial; EMOB, early mobilisation; EX, exercise programme; FM, fluid management protocol; GOAL, goal-setting; LAX, laxative; nFAST, avoidance of prolonged fasting; REF, referrals; SW, specialist ward; TEL, telephone support.

▲, standardised mean difference indicates significant large beneficial effect size (Cohen's *d* > 0.80); ▲, standardised mean difference indicates significant medium beneficial effect size (Cohen's *d* 0.50 to 0.79); ◊◊, standardised mean difference indicates no significant difference between groups; ▲, OR indicates significant beneficial effect; ↔↔, OR indicates no significant difference between groups; x, data but standardised mean difference or OR could not be calculated; [blank], not reported; (x/y), finding for x of y measures (e.g. where multiple measures per outcome category).

Intervention components are listed where they only appear in the experimental arm of the study. Study quality is indicated by the colour of the study details cell: dark green, 'moderate'; light blue, 'weak'.

Prehab interventions

The interventions trialled in the RCTs by Furze and colleagues²¹⁰ included extensive preoperative information, education and counselling. Participants in the prehab arm also received relaxation therapy to reduce stress and advice on postoperative self-management. The intervention in Goodman and colleagues²¹⁵ was a series of monthly visits from a cardiac home-care nurse to reduce cardiac risks, establish lifestyle changes, provide education and answer questions. The full details of each intervention can be found in *Report Supplementary Material 3, Table 10*.

Quality assessment

Both studies were allocated 'strong' scores regarding study design, confounders, reporting of withdrawals and dropouts, and both reported clearly how LOS was defined. The study by Furze and colleagues²¹⁰ was 'weak' for blinding and data collection tools, and the study by Goodman and colleagues²¹⁵ was rated as 'weak' for study selection but 'strong' for data collection tools. All other domains were rated as 'moderate' in both studies.

Effectiveness of prehab interventions *Report Supplementary Material 6, Table 8*, displays data for all effectiveness outcomes reported in the two studies trialling a prehab intervention to improve recovery from cardiac surgery in UK hospitals. Meta-analysis of the influence of prehab on LOS yielded evidence of no overall effect, although this result approached statistical significance (*Figure 19*). Furze and colleagues²¹⁰ described the use of additional GP and NHS hospital visits in the 8 weeks after discharge, as well as non-fatal cardiac events and deaths; however, there were no statistically significant differences between groups for any of these variables. Goodman and colleagues²¹⁵ collected data for mental health outcomes but did not report numerical data.

Other interventions

Specialist ward intervention

The specialist ward in the controlled trial by Salhiyyah and colleagues²⁵⁹ was called the theatre recovery unit. The theatre recovery unit had two beds with one-on-one nursing provision, operating between 08.00 and 18.30 on weekdays. Patients were transferred to the theatre recovery unit immediately after surgery and then to the high-dependency progressive care unit on the same day, and then to the general ward. Patients allocated to the comparator arm were transferred to the cardiac intensive care unit immediately after surgery, where they remained for at least 1 day, before moving to the general ward. Full details of the intervention can be found in *Report Supplementary Material 3, Table 11*.

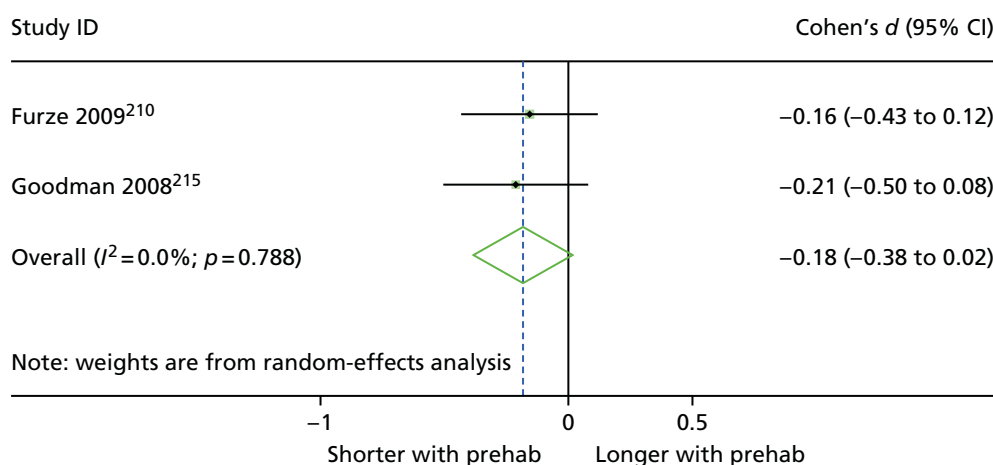


FIGURE 19 Forest plot showing the results of meta-analysis of the effect of prehab interventions vs. usual treatment on LOS in UK hospitals following cardiac surgery.

The study was rated 'strong' for confounders and reporting of withdrawals and dropouts. The definition of LOS was reported clearly; however, the study was rated 'weak' in terms of study design and data collection tools and therefore 'weak' overall.

The effectiveness of the intervention was assessed in terms of overall LOS, time spent in different wards during recovery and complications. Outcomes are presented in *Report Supplementary Material 6, Table 9*. There was no change in LOS, despite patients in the specialist ward spending significantly less time in the cardiac intensive care unit and intensive care. These patients spent a mean of 5.8 hours in the theatre recovery unit (vs. 0 hours in the usual care group) and 15.4 hours longer in the progressive care unit. Rates of complications were similar in both groups. No indicators of recovery were assessed.

Enhanced recovery protocol intervention

The ERP intervention introduced in the UBA study by Fleming and colleagues²⁰⁸ included the following key components not present in the previous model of care: pre-admission assessment clinic and information; carbohydrate treatment and absence of fasting beyond 2 hours; active prevention of postoperative nausea and vomiting; avoidance of long-acting opioids; early discontinuation of opioid infusion postoperatively; regular oral analgesia after extubation; regular laxatives; early mobilisation; and early enteral nutrition. Full details of the intervention can be found in *Report Supplementary Material 3, Table 12*.

The study received a global quality rating of 'weak', thanks to 'weak' ratings for study design, data collection and reporting of withdrawals and dropouts. However, the authors did provide a clear definition of LOS.

Effectiveness of the ERP intervention was assessed in terms of LOS, complications and markers of early physical recovery. Outcomes are presented in *Report Supplementary Material 6, Table 9*. LOS was not statistically different between the ERP and usual care groups, although there was a small effect size approaching statistical significance ($d = -0.37$, 95% CI -0.76 to -0.02 ; $p = 0.06$). The odds of experiencing a complication were 77% lower in the ERP group, (OR 0.23, 95% CI 0.01 to 0.35). Pain scores on days 1, 2 and 3 after surgery were significantly lower in the ERP cohort, associated with a mean reduction of half a point (on a scale of 1–3) and medium effect sizes (mean effect size -0.63).

Interventions to improve recovery from upper abdominal surgery: evidence from the UK

Six studies investigated the effectiveness of interventions to improve recovery following upper abdominal surgery in the UK, of which two were RCTs^{205,226} and four were UBA designs.^{191,201,257,263} Five studies trialled ERP interventions,^{191,201,226,257,263} with one prehab intervention.²⁰⁵ All interventions were compared with usual care.

Patients in these studies visited hospital for liver resection,^{201,205,226} pancreatectomy²⁵⁷ or pancreaticoduodenectomy.^{191,263} There were 593 participants, with sample sizes ranging from 38²⁰⁵ to 211.²⁰¹ Participants were 43.5% female and there was a variety of median and mean ages, as presented in *Table 2*.

Overview: upper abdominal surgery

Evidence in this area is summarised here and in *Table 19*. Full details about the effectiveness of interventions can be found in *Enhanced recovery protocol interventions* and *Prehab interventions*.

The study was rated 'weak' quality overall. The selection bias domain was rated 'weak' owing to lack of clarity in the reporting of participant recruitment. Data collection methods were also rated 'weak'. It was not clear how LOS was defined.²⁴⁸

Effectiveness of intervention

Report Supplementary Material 5, Table 19, displays data for all outcomes reported in the study by Muehling and colleagues,²⁴⁸ which trialled an ERP intervention to improve recovery from thoracic surgery. There was no difference in the requirement for patients to undergo postoperative ventilation, and the reporting of medians with ranges precluded a statistical comparison of LOS.

TABLE 19 Summary of studies, intervention components and findings for studies evaluating interventions to improve recovery from upper abdominal surgery in the UK

Study details		Intervention components								Outcome categories							
First author, year, country (quality assessment)	Sample size	Intervention category	Pre hospital admission	Preoperative	Perioperative	Postoperative	Post discharge	Other	LOS	Complications	Mortality	Re-admissions	Markers of recovery	Mental health	Quality of life	Use of additional care	
Dunne 2016, ²⁰⁵ RCT	38	Prehab	AEI						◊◊			↔↔		◊◊	↔↔(5/5)		
Abu Hilal, ¹⁹¹ 2013 UBA	44	ERP		nMBP; nFAST	CATH; DRA	EON; EMOB; FM; nNGT; DP				▲(2/2)	↔↔	↔↔	↔↔	▲(3/5)	▲(1/5)	x(1/5)	
Dasari 2015, ²⁰¹ UBA	211	ERP	AEI; EX	nFAST; CHL	PONV	EMOB; ANA			◊◊	↔↔		↔↔	◊◊				
Jones 2013, ²²⁶ RCT	104	ERP	AEI; NUT		DRA; FM	DRA; CATH; EON; FM; NUT; ANA			▲	↑(2/4)	↔↔	↔↔	▲		x		
Richardson 2015, ²⁵⁷ UBA	66	ERP	AEI	CHL; TP	PONV; FM	CATH; DRA; DP; EON; EMOB; NGT; ANA	TEL; FAPP		▲	↔↔(2/2)	↔↔	↔↔	▲(2/6)	◊◊(2/6)	x(3/6)		
Sutcliffe 2015, ²⁶³ UBA	130	ERP		CHL	DRA	CATH; EON; EMOB			x		↔↔(2/2)	↔↔					

AEI, assessment, education, counselling or information; ANA, analgesia protocol; CHL, carbohydrate loading; DP, discharge planning; DRA, drain protocol; EMOB, early mobilisation; EON, early oral nutrition; EX, exercise programme; FAPP, follow-up appointment; FM, fluid management protocol; nFAST, avoidance of prolonged fasting; nMBP, no mechanical bowel preparation; nNGT, nasogastric tube protocol; NUT, nutrition supplementation or diet management; PONV, active prevention of nausea and vomiting; PreM, pre-Medication Protocol; TEL, telephone support; TP, thromboprophylaxis.

▲, standardised mean difference indicates significant large beneficial effect size (Cohen's *d* > 0.80); ▲, standardised mean difference indicates significant medium beneficial effect size (Cohen's *d* 0.50 to 0.79); ◊◊, standardised mean difference indicates no significant difference between groups; ↑, OR indicates significant beneficial effect; ↔↔, OR indicates no significant difference between groups; x, data but standardised mean difference or OR could not be calculated; [blank], not reported; (x/y), finding for x of y measures (e.g. where multiple measures per outcome category).

Intervention components are listed where they only appear in the experimental arm of the study. Study quality is indicated by the colour of the study details cell: dark green, 'moderate'; light blue, 'weak'.

Interventions to improve recovery from tumour removal surgery: randomised controlled trials One RCT, by Hempenius and colleagues,²²⁰ investigated the effectiveness of an intervention to improve recovery in patients undergoing various tumour removal surgeries. Data were obtained for 297 patients in the Netherlands, of whom 64% were female, with a mean age of 77.5. Patients were admitted for solid tumour removal at various hospital sites.

The intervention focused on supportive care and the prevention of postoperative delirium. A preoperative assessment was performed by a specialist geriatric care team, and patients were regularly assessed during the hospital stay, using a checklist to ensure well-being and identify needs. Care plans were formulated as required, with subsequent daily checking to ensure adherence. The intervention was compared with usual care, in which additional geriatric care was provided only at the request of the treating physician.

A related paper by the same authors, published in 2016, focused on long-term outcomes in the study sample, and reported on re-admissions.²¹⁹

The study was rated as being 'moderate' quality. Study design, confounders and reporting of withdrawals and dropouts achieved scores of 'strong' but data collection methods were rated 'weak'. It was not clear how LOS was defined.²¹⁹

Effectiveness of intervention

Report Supplementary Material 5, Table 20, displays data for all outcomes reported in the study by Hempenius and colleagues.²²⁰ Fewer patients in the experimental group were able to return to their preoperative living situation (11.8% fewer). There were no significant differences between groups for any other outcome.

Evidence for ERP interventions came from five studies; four used UBA designs and one was a RCT. The evidence suggests that ERP interventions are associated with a reduction in LOS of around 3 days, although results from individual studies ranged from almost no difference with ERP, to a 5-day reduction. The reduction in LOS was also associated with favourable or non-detrimental effects for other outcomes, including complications and markers of recovery. There was one RCT of a prehab intervention, which led to improvements in some markers of physical fitness, but not in LOS.

Within the ERP interventions evaluated, large beneficial effect sizes for LOS and some markers of recovery were observed in three studies.^{191,226,257} Compared with the two studies with less-effective interventions,^{201,263} these protocols included more additional components than usual care. However, all experimental components were implemented in both highly effective and less effective studies, except discharge planning, which was used in two of the most effective interventions.^{191,257} The two studies showing more null effects were the largest two trials, although all five were rated as 'weak' overall. Given the heterogeneity of the evidence, it is not possible to make causative associations between intervention components and outcome effectiveness.

Enhanced recovery protocol interventions

Components of the ERP interventions and comparators are mapped against ERAS Society guidelines for liver surgery,²⁷⁴ pancreaticoduodenectomy²⁷⁵ and gastrointestinal surgery²⁷⁶ in *Table 20*. The most commonly occurring items were: preoperative counselling (4/5 studies); antithrombotic prophylaxis (3/5); antimicrobial prophylaxis and skin preparation (3/5); preventing intraoperative hypothermia (3/5); multimodal approach to postoperative nausea and vomiting (4/5); early oral intake postoperatively (4/5); and early mobilisation (5/5). Usual care in the comparator arms was identical with respect to pre-anaesthetic medication, antithrombotic and antimicrobial prophylaxis, choice of incision, preventing intraoperative hypothermia and use of thoracic epidural analgesia. The full description of each intervention can be found in *Report Supplementary Material 3, Table 14*.

TABLE 20 The ERAS components included in ERP (E) and comparator (C) arms in trials examining the effectiveness of ERP for upper abdominal surgery. Items derive from guidance for liver surgery unless indicated

ERAS item and description	Study (first author and year)				
	Abu Hilal 2013 ¹⁹¹ (PDE)	Dasari 2015 ²⁰¹ (liver)	Jones 2013 ²²⁶ (liver)	Richardson 2015 ²⁵⁷ (PE)	Sutcliffe 2015 ²⁶³ (PDE)
Patients should receive dedicated preoperative counselling routinely		E	E	E, C	E, C
Preoperative endoscopic biliary drainage should not be undertaken routinely in patients (PD)					
Preoperative smoking and alcohol consumption: abstinence should be attempted for 1 month before surgery (PD)					
Patients at risk should receive oral nutritional supplements for 7 days prior to surgery [not warranted unless significantly malnourished (PD)]			E ^a		
Perioperative oral immunonutrition: limited evidence for use (immunonutrition for 5–7 days perioperatively should be considered – PD)					
Preoperative fasting does not need to exceed 6 hours for solids and 2 hours for liquids. Carbohydrate loading the evening before surgery and 2 hours before the induction of anaesthesia		E	E		
Preoperative treatment with carbohydrates should be given to patients without diabetes (PD)				E	E
No oral mechanical bowel preparation	E ^b		E, C	E ^b	
Pre-aesthetic medication: long-acting anxiolytic drugs should be avoided. Short-acting anxiolytics may be used to perform regional analgesia prior to the induction of anaesthesia		E, C	E, C		
Antithrombotic prophylaxis		E, C ^c	E, C	E, C	
Perioperative steroids administration: steroids (methylprednisolone) may be used before hepatectomy in normal liver parenchyma					
Antimicrobial prophylaxis and skin preparation	E, C	E, C	E, C		
Incision: the choice of incision is at the surgeon's discretion	E, C		E, C		E, C
Minimally invasive approach: laparoscopic liver resections can be performed by hepatobiliary surgeons experienced in laparoscopic surgery			E, C		
Avoidance of prophylactic nasogastric intubation		E, C			
Nasogastric intubation: nasogastric tubes removed early (PD)	E				
Prophylactic abdominal drainage: no recommendation			E, C ^d		
Preventing intraoperative hypothermia	E, C	E, C	E, C		
Analgesia: routine TEA is not recommended in open liver surgery. Wound infusion catheter or intrathecal opiates can be good alternatives combined with multimodal analgesia		E, C		E, C	
Epidural analgesia: mid-thoracic epidurals are recommended, compared with intravenous opioids (PD)	C				E, C
Pain management: opioid-sparing analgesic strategies, including regional analgesia techniques, should be implemented in the context of a multimodal analgesic regimen (G)					

continued

TABLE 20 The ERAS components included in ERP (E) and comparator (C) arms in trials examining the effectiveness of ERP for upper abdominal surgery. Items derive from guidance for liver surgery unless indicated (*continued*)

ERAS item and description	Study (first author and year)				
	Abu Hilal 2013 ¹⁹¹ (PDE)	Dasari 2015 ²⁰¹ (liver)	Jones 2013 ²²⁶ (liver)	Richardson 2015 ²⁵⁷ (PE)	Sutcliffe 2015 ²⁶³ (PDE)
Multimodal approach to PONV should be used. Patients should receive PONV prophylaxis with two antiemetic drugs	E, C	E ^e	E, ^e C ^e	E	
Fluid balance: near-zero fluid balance, avoiding overload of salt and water, results in improved outcomes (PD)				E	
Fluid management: maintenance of low central venous pressure with close monitoring. Balanced crystalloid preferred over saline or colloids		E, C	E		
Fluid management: perioperative haemodynamic management – maintain fluid homeostasis, avoiding fluid excess and organ hypoperfusion (G)					
Early oral intake: eat normal food on POD1. Enteral or parenteral feeding is reserved for malnourished patients or those with prolonged fasting as a result of complications	E		E, ^f C	E	E
Postoperative glycaemic control (diabetic patients)					
Avoidance of perianastomotic drains (G)				E ^g	E
Suprapubic catheterisation is superior to transurethral catheterisation if used for >4 days. Transurethral catheters can be removed safely on POD1 or POD2 unless otherwise indicated (PD)				E, C	
Prevention of delayed gastric emptying					
Stimulation of bowel movement: not indicated					
Early mobilisation	E	E	E, C ^h	E	E
Audit: systematic audit			E	E, C	

G, item derived from guidance for gastric surgery; PD, item derived from guidance for pancreaticoduodenectomy; PDE, pancreaticoduodenectomy; PE, pancreatectomy; POD, postoperative day; PONV, postoperative nausea and vomiting; TEA, thoracic epidural analgesia.

a Given for 3 days.
b Phosphate enema for experimental group and some of comparator group.
c Not postoperatively in comparator.
d Generally avoided and placed only if deemed necessary by operating surgeon.
e Only one antiemetic provided.
f Patients in Experimental group received additional supplements.
g Drain removal after 48 hours if possible.
h Experimental, twice per day; control, once per day.

Interventions in studies with patients undergoing liver surgery^{201,226} adhered to a mean of 13.5 (58.7%) of the 23 relevant ERAS guideline items, and comparator groups adhered to a mean of nine (39.1%) items. Interventions with patients undergoing pancreaticoduodenectomy or pancreatectomy^{191,257,263} adhered to a mean of nine (34.6%) of the relevant 26 ERAS items (range seven²⁶³ to 12²⁵⁷), and the comparator group adhered to a mean of four (15.4%) items (range three²⁶³ to five¹⁹¹).

Quality assessment

All studies were rated as 'weak' globally, having received ratings of 'weak' in two or more individual domains. The studies by Abu Hilal and colleagues¹⁹¹ and Dasari and colleagues²⁰¹ both received three ratings of 'weak'. Only Jones and colleagues²²⁶ paper avoided a rating of 'weak' for study design, and

only the study by Richardson and colleagues²⁵⁷ received a 'moderate' rating for data collection methods, the rest were 'weak'. The paper by Sutcliffe and colleagues²⁶³ was the only one not to clearly define LOS.

Effectiveness of enhanced recovery protocol interventions at improving clinical outcomes Report Supplementary Material 6, Table 10, displays data for clinical outcomes reported in studies evaluating the effectiveness of ERP interventions at improving recovery in patients undergoing upper abdominal surgery in UK hospitals. LOS was significantly shorter in patients receiving ERP interventions in four of five studies, with only Dasari and colleagues²⁰¹ reporting a non-statistically significant effect. LOS outcomes are presented in the forest plot in Figure 20. Where LOS was reduced, this was associated with a large effect size.^{191,226,257} For the four groups from three studies presenting medians with IQR, the mean reduction in LOS was 3.1 days (range 5.2–0.3 days).

In the four studies that reported re-admissions,^{191,201,226,263} numbers were similar between groups, with no statistically significant differences identified. Complications were reported in four studies, with three reporting no difference between groups.^{191,201,257} However, the odds of experiencing general complications were statistically significantly lower in the study by Jones and colleagues,²²⁶ with patients 80% less likely to experience a complication in the ERP group (OR 0.2, 95% CI 0.05 to 0.75). The forest plot in Figure 21 displays outcome data for both complications for the included studies.

Effectiveness of enhanced recovery protocol interventions at improving patient-reported outcomes Report Supplementary Material 6, Table 11, displays data for patient-reported outcomes from the studies trialling an ERP intervention to improve recovery from upper abdominal surgery in UK hospitals. Abu Hilal and colleagues¹⁹¹ reported that all aspects of early recovery occurred earlier in the ERP group. Patients were medically fit for discharge 3 days earlier when receiving ERP in the study by Jones and colleagues;²²⁶ this difference was associated with a large effect size ($d = -3.92$, 96% CI -4.63 to -3.21 ; $p < 0.001$). In the study by Richardson and colleagues,²⁵⁷ there was a mix of findings with regard to markers of early recovery. No markers were achieved later in the ERP group than the usual care group.

Prehab interventions

One RCT trialled a prehab intervention to improve recovery from upper abdominal surgery, with 35 patients included in the study.²⁰⁵ Patients in the experimental group performed 4 weeks of exercise sessions tailored to their physical capacity.

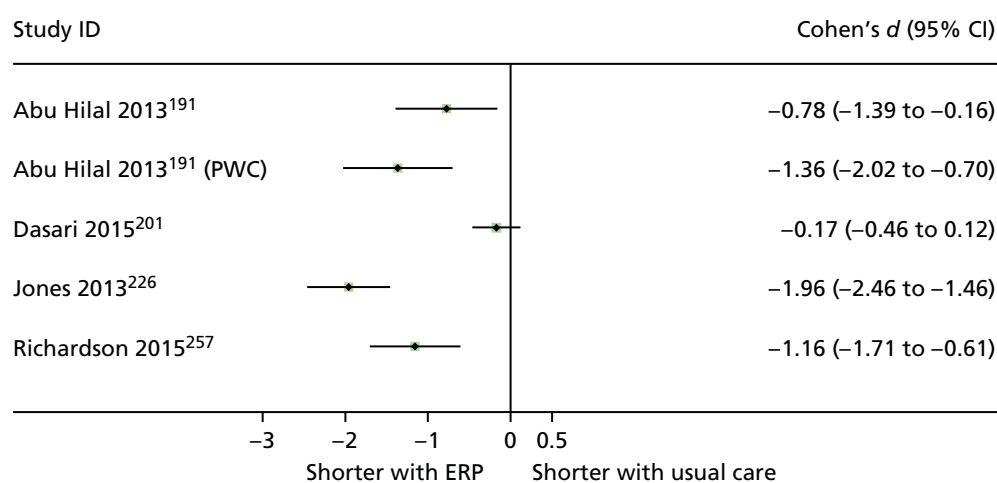


FIGURE 20 Forest plot showing standardised mean differences between ERP vs. usual care for LOS following upper abdominal surgery in UK hospitals. PWC, patients without complications.

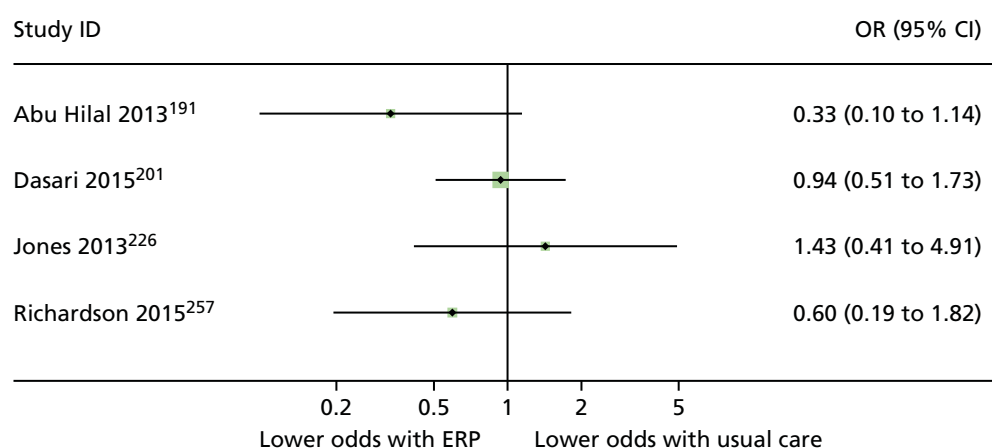


FIGURE 21 Forest plot (without pooled effects) displaying the odds of experiencing complications in patients receiving ERP to improve recovery following upper abdominal surgery in the UK.

Outcomes are presented in *Report Supplementary Material 6, Table 12*. There was no difference in LOS or re-admissions between groups. Dunne and colleagues²⁰⁵ evaluated markers of physical conditioning for all participants, also performing a subgroup analysis of 'high-risk' patients, as evaluated on study entry. There were improvements in a number of these outcomes, associated with large effect sizes, with some benefits also observed in high-risk patients.

Interventions to improve recovery from thoracic surgery: evidence from the UK

Three UK studies investigated the effectiveness of interventions to improve recovery from thoracic surgery.^{197,212,228} All three studies utilised UBA designs to evaluate the implementation of an ERP, compared with previous standard care. Data from 984 patients were analysed across the three studies, of whom 46.1% were female. Age distribution was provided by medians and means, available in *Table 2*. Patients were admitted for thorascopic lobectomy,¹⁹⁷ oesophageal and gastric cancer surgery²¹² and upper gastrointestinal cancer surgery (total and subtotal gastrectomy²²⁸).

Quality assessment

All three studies were rated as 'weak' for study design and data collection and 'moderate' for selection bias and reporting of withdrawals and dropouts. Only the paper by Brunelli and colleagues¹⁹⁷ clearly reported how LOS was defined or reported that assessors and patients were blinded to group allocation. Gatenby and colleagues²¹² did not consider confounding variables, whereas Brunelli and colleagues¹⁹⁷ reported and controlled for confounders.

Overview: thoracic surgery

Findings for thoracic surgery are summarised here and in *Table 21*. Full effectiveness details are available in *Enhanced recovery protocol interventions*.

Three studies from the UK utilised UBA designs to compare LOS and other clinical outcomes in patients receiving ERP with LOS and other outcomes in those who had previously received standard care. There was a trend for LOS to be reduced with ERP, while evidence for re-admissions and complications was equivocal. There was no evidence of detrimental effects with ERP. Components of ERP that differed between studies included the absence of a pre-hospital nutrition and postoperative social worker input in the study conducted by Brunelli and colleagues¹⁹⁷ and lack of preoperative anaesthesia and analgesia, postoperative education/counselling, early oral nutrition and post-discharge telephone follow-up in Karran and colleagues.²²⁸ These two studies demonstrated no statistically significant difference in rates of re-admission between intervention and comparator groups.^{197,228} These results indicate that an ERP pathway may have the potential to reduce LOS for older adults undergoing thoracic surgery without affecting rates of re-admission; however, all of the studies evaluating an ERP had a global quality rating of 'weak', which prevents firm conclusions being drawn.

TABLE 21 Summary of studies, intervention components and findings of trials evaluating interventions to improve recovery from thoracic surgery in UK hospitals

Study details		Intervention components							Outcome categories							
First author, year, country (quality assessment)	Sample size	Intervention category	Pre hospital admission	Preoperative	Perioperative	Postoperative	Post discharge	Other	LOS	Complications	Mortality	Re-admissions	Markers of recovery	Mental health	Quality of life	Use of additional care
Brunelli 2017, ¹⁹⁷ UBA	600	ERP	AEI	CHL; AIE; nFAST; MT	FM; ANA; WARM; PONV	AEI; MT; nNGT	TEL	Postoperatively, patients reviewed daily	◁▷1/2 ↔1/2	↔	↔	↔3/3				
Gatenby 2015, ²¹² UBA	132	ERP	AEI; NUT	CHL; nFAST; PreM	CATH; nNGT; FM; SURG; PONV; ANE	DRA; EMOB; NUT; ANA; CATH; PT; EX	AEI; LIA; FAPP; NUT; TEL		x	↔	↔	↔				
Karran 2016, ²²⁸ UBA	252	ERP	AEI; NUT	AEI; PreM; nFAST	nNGT; CATH; SURG; FM; PONV	DRA; CATH; EMOB; FM; NUT; ANA		Pathway booklets created	▲3/3	↑	↔	↔3/3				

AEI, assessment, education, counselling or information; ANA, analgesia protocol; CATH, catheter protocol; CHL, carbohydrate loading; DRA, drain protocol; EMOB, early mobilisation; EX, exercise programme; FM, fluid management protocol; nFAST, avoidance of prolonged fasting; nNGT, nasogastric tube protocol; NUT, nutrition supplementation or diet management; PONV, active prevention of nausea and vomiting; PreM, pre-medication protocol; PT, physiotherapy; SURG, surgical approach differs between groups; WARM, intraoperative warming protocol.

▲, standardised mean difference indicates significant medium beneficial effect size (Cohen's *d* 0.50 to 0.79); ◁▷, standardised mean difference indicates no significant difference between groups; ↑, OR indicates significant beneficial effect; ↔, OR indicates no significant difference between groups; x, data but standardised mean difference or OR could not be calculated; [blank], not reported; (x/y), finding for x of y measures (e.g. where multiple measures per outcome category). Intervention components are listed where they only appear in the experimental arm of the study. Study quality is indicated by the colour of the study details cell: light blue, 'weak'.

Enhanced recovery protocol interventions

Components of the ERP interventions and comparators are mapped in *Table 22* against ERAS recommended components for gastrointestinal surgery, in lieu of specific guidelines for 'thoracic' surgery.²⁷⁶ Given the mix of procedures in the included studies, this guideline was deemed most appropriate. In the study by Karran and colleagues,²²⁸ three slightly different pathways were evaluated for oesophageal, subtotal gastrectomy and total gastrectomy patients. Full details of the three pathways, and the other ERP interventions for thoracic surgery, can be found in *Report Supplementary Material 3, Table 19*.

TABLE 22 Components of included ERP interventions and comparators, mapped against ERAS guidelines gastrointestinal surgery

ERAS item	Study (first author and year)		
	Brunelli 2017 ¹⁹⁷	Karran 2016 ²²⁸	Gatenby 2015 ^{12a}
Risk assessment	E	E	E
Preoperative information, education and counselling	E	E	E
Preoperative optimisation	E	E	E
Preoperative fasting minimised	E	E	E
Pre-anaesthetic medication avoided		E	
Preoperative carbohydrate treatment	E	E	E
Same day admission	E		
Discharge planning in advance			
Preoperative warming	E		
Prophylaxis against thromboembolism			
Antimicrobial prophylaxis and skin preparation	E, C		
Standard anaesthetic protocol	E, C	E	E
PONV prophylaxis	E		E
Minimally invasive surgery	E, C		
Preventing intraoperative hypothermia	E		
Perioperative fluid management: judicious use of vasopressors			
In the absence of surgical losses postoperative intravenous fluid should be discontinued and oral intake (1.5 l/day) encouraged			
0.9% saline should be avoided and balanced crystalloid solution should be used in the preoperative period. The use of 0.9% saline should be restricted in hypochloreaemic and acidotic patients			
Perioperative fluid management: goal-directed	E	E	E
Monitoring neuromuscular function			
Reverse neuromuscular blockade			
The inspired fractional concentration of oxygen should be titrated to produce normal arterial oxygen levels and saturations			
100% inspired oxygen concentrations can be used for pre-oxygenation prior to anaesthesia or for short periods to overcome hypoxia			
Chest drains: early removal	E, C	E	E
Measures to prevent postoperative delirium			

TABLE 22 Components of included ERP interventions and comparators, mapped against ERAS guidelines gastrointestinal surgery (*continued*)

ERAS item	Study (first author and year)		
	Brunelli 2017 ¹⁹⁷	Karran 2016 ²²⁸	Gatenby 2015 ^{212a}
Attenuation and treatment of postoperative ileus: multimodal strategies to facilitate return of gastrointestinal function			
Postoperative analgesia: multimodal, avoidance of systemic opioids		E	
Postoperative analgesia: patient-controlled	E, C		E
Prevention of fluid overload	E, C		E
Perioperative nutritional care	E	E	E
Early mobilisation: including written information setting daily targets	E, C	E	E

C, component present in comparator arm; E, component present in experimental arm; PONV, postoperative nausea and vomiting.
a Intervention described as 'ERAS'.

The following items were common to all three interventions: pre-admission risk assessment, information, education and counselling; preoperative optimisation; minimal preoperative fasting; preoperative carbohydrate treatment; standard anaesthetic protocol; goal-directed fluid management; early removal of chest drains; perioperative nutritional care; and early mobilisation. Gatenby and colleagues²¹² described their intervention as ERAS.

The interventions evaluated by the studies outlined in *Table 22* adhered to a mean of 14 (46.2%) of the 31 ERAS guidelines (range 12²²⁸ to 18¹⁹⁷). The comparator group in the study by Brunelli and colleagues¹⁹⁷ adhered to seven (22.6%) ERAS guidelines. The comparator groups in the studies conducted by Karran and colleagues²²⁸ and Gatenby and colleagues²¹² were not well reported, so adherence to ERAS guidelines was not calculated.

Effectiveness of interventions

Report Supplementary Material 6, Table 13, displays data for all outcomes reported by the three studies evaluating the effectiveness of ERP interventions for improving recovery from thoracic surgery in UK hospitals. LOS was statistically significantly shorter with ERP in the study by Karran and colleagues²²⁸ ($d = -0.69$, 95% CI -0.95 to -0.43 ; $p < 0.001$) but did not differ statistically between groups in the study by Brunelli and colleagues.¹⁹⁷ Median LOS was 3 days shorter in the ERP group in the study by Gatenby and colleagues.²¹²

Re-admissions and mortality were reported in all studies but were not statistically different between groups. The odds of experiencing a Clavien–Dindo grade C3 complication was 57% lower in the recipients of ERP in the study by Karran and colleagues;²²⁸ however, the upper CI for this effect was 1.0, suggesting that the true effect may not be statistically significant lower odds. The odds of experiencing complications were similar in the remaining studies.^{197,212}

Interventions to improve recovery from pelvic surgery, vascular surgery and mixed procedures: evidence from the UK

Interventions to improve recovery from pelvic surgery,^{194,250} vascular surgery³¹ and various surgical procedures²⁰⁷ were found in only one or two trials, and these are summarised in this section. Full details of the effectiveness of these interventions can be found in *Pelvic surgery*, *Vascular surgery* and *Various procedures*.

Overview: interventions to improve recovery from pelvic surgery, vascular surgery and mixed procedures

Pelvic surgery

The two studies evaluating interventions to improve recovery after pelvic surgery in the UK^{194,250} used UBA designs to investigate the impact of implementing an ERP to improve recovery from radical cystectomy. Data suggest that LOS may be reduced with ERP, without detriment to other outcomes. However, the assessment of broader patient outcomes was limited, with no consideration of patient satisfaction, quality of life or mental health, as illustrated in *Table 23*.

Vascular surgery

The single study evaluating a CGA was also a RCT described in *Interventions to improve recovery from vascular surgery: randomised controlled trials*.³¹ The intervention identified 58 more new comorbidities than were diagnosed in the group receiving regular preoperative assessment. The odds of experiencing a complication were lower with the intervention, but there were no statistically significant differences in any other outcomes.

Various procedures

One study evaluated a PACP intervention using a UBA design.²⁰⁷ Participants were scheduled to undergo various elective procedures, but were all 'high-risk' patients. The intervention led to reductions in LOS and odds of experiencing complications, but was of 'weak' quality.

Interventions to improve recovery from pelvic surgery: evidence from the UK

Two studies^{194,250} from the UK sought to evaluate the effectiveness of interventions to improve recovery from pelvic surgery. Both studies evaluated the effectiveness of recently implemented ERP for radical cystectomy using UBA designs. Data from 189 patients were included across the two studies; 22.6% of patients were female and the mean age was 66.9 years.

Quality assessment

Both studies scored ratings of 'weak' for study design; however, the study by Arumainayagam and colleagues¹⁹⁴ was rated as 'strong' for all other areas apart from selection bias (which received a 'moderate' rating). The study by Mukhtar and colleagues²⁵⁰ was rated as 'weak' for data collection methods, 'moderate' for selection bias and 'strong' for all other domains.

Enhanced recovery protocol interventions Components of the ERP interventions and comparators are mapped against ERAS Society guidelines for pelvic surgery²⁷² and radical cystectomy²⁷⁹ in *Table 24*. In the study by Arumainayagam and colleagues,¹⁹⁴ nine ERAS items were implemented in the new pathway, with a focus on post-admission/preoperative items, with early postoperative nutrition and mobilisation. The usual care protocol was similar in terms of perioperative items. In the study by Mukhtar and colleagues,²⁵⁰ 12 ERAS recommended items were implemented in their ERP pathway. These included pre-admission information, education and optimisation, perioperative items and postoperative early mobilisation and nutrition. Usual care was not described in the study by Mukhtar and colleagues.²⁵⁰

Interventions from the two studies involving patients undergoing radical cystectomy^{194,250} adhered to a mean of 10 (38.5%) out of the 26 ERAS guideline items. The comparator group in the study conducted by Arumainayagam and colleagues¹⁹⁴ adhered to a mean of four (15.4%) items. The treatment received by the comparator group in the study by Mukhtar and colleagues²⁵⁰ was not well reported and so the adherence rate was not calculated.

Effectiveness of ERP interventions *Report Supplementary Material 6, Table 13*, displays all outcome data for the two studies evaluating ERP interventions for recovery from pelvic surgery in UK hospitals.

TABLE 23 Summary of studies, intervention components and findings for trials evaluating interventions to improve recovery from pelvic surgery, vascular surgery and various surgeries in the UK

Study details		Intervention components								Outcome categories						
First author, year, country (quality assessment)	Sample size	Intervention category	Pre-hospital admission	Preoperative	Perioperative	Postoperative	Post discharge	Other	LOS	Complications	Mortality	Re-admissions	Markers of recovery	Mental health	Quality of life	Use of additional care
Pelvic surgery																
Arumainayagam 2008, ¹⁹⁴ UBA	112	ERP		nMBP; CHL; nFAST		DRA; DP; EON; EMOB		Stoma therapist sees patient. Social circumstances assessed and referrals made if needed. Protocol for stent removal	▲(2/2)	↔(2/2)	↔	↔	x			
Mukhtar 2013, ²⁵⁰ UBA	77	ERP	AEI	CHL; PreM	FM; nNGT; DRA; SURG; WARM	ANA; CATH; EMOB		CNS trained to take final steps in removing ureteric stents and for practical stoma education	x	↔			▲(3/3)			
Vascular surgery																
Partridge 2017, ³¹ RCT	209	PACP	AEI				FAPP	Before surgery: medications changed and level of care required advised. Post discharge: longer-term GP follow-up	x	▲(3/8) ↔(5/8)		↔	↔(2/2)			
Various procedures																
Ellis 2012, ²⁰⁷ UBA	313	PACP	AEI					Referrals made and acted on on basis of assessment	▲	↑				↔		

AEI, assessment, education, counselling or information; ANA, analgesia protocol; CATH, catheter protocol; CHL, carbohydrate loading; CNS, community nursing staff; DP, discharge planning; DRA, drain protocol; EON, early oral nutrition; EMOB, early mobilisation; FM, fluid management protocol; nFAST, avoidance of prolonged fasting; nMPB, avoidance of mechanical bowel preparation; PACP, preoperative assessment with care plan; PreM, pre-medication protocol; SURG, surgical approach differed between groups; WARM, intraoperative warming.

▲, standardised mean difference indicates significant large beneficial effect size (Cohen's *d* > 0.80); ↔, standardised mean difference indicates no significant difference between groups; ↑, OR indicates significant beneficial effect; ↔, OR indicates no significant difference between groups; x, data but standardised mean difference or OR could not be calculated; [blank], not reported; (x/y), finding for x of y measures (e.g. where multiple measures per outcome category). Intervention components are listed where they only appear in the experimental arm of the study. Study quality is indicated by the colour of the border of the study details cell: light green, 'strong'; dark green, 'moderate'; light blue, 'weak'.

TABLE 24 Components of included ERP interventions and comparators, mapped against ERAS guidelines for rectal/pelvic surgery and radical cystectomy

ERAS item	Study (first author and year)	
	Arumainayagam 2008 ¹⁹⁴	Mukhtar 2013 ²⁵⁰
Preoperative information, education and counselling		E
Preoperative optimisation		E
Preoperative mechanical bowel preparation avoided	E	
Preoperative fasting: clear fluids allowed up to 2 hours and solids allowed up to 6 hours before the induction of anaesthesia	E ^a	
Preoperative carbohydrate treatment for patients without diabetes	E	E
Pre-anaesthetic medication: avoidance of long-acting sedatives		E
Prophylaxis against thromboembolism	E, C	
Antimicrobial prophylaxis and skin preparation		
Standard anaesthetic protocol	E, C	
Epidural analgesia: TEA is superior to systemic opioids; it should be continued for 72 hours	E, C	E
PONV prophylaxis	E, C	
Laparoscopic resection recommended for benign disease and rectal cancer (R/P). Minimally invasive approach not recommended outside trial setting (RC)		E
Nasogastric intubation: nasogastric tubes not routinely used		E
Nasogastric tubes removed before extubation		
Prevention of intraoperative hypothermia		E
Perioperative fluid management: intraoperative fluids guided by flow measurements to optimise cardiac output (RC)		
Perioperative fluid management: judicious use of vasopressors (RC)		
Transurethral catheter (R/P)		
Suprapubic catheter (R/P)		
Urinary drainage: transurethral catheter removal on POD1 in low-risk patients		
Early removal of bladder catheter		E
Prevention of postoperative ileus: chewing gum (R/P), oral magnesium, alvimopan		
Postoperative laxatives and prokinetics (R/P)		
Early oral intake 4 hours after surgery	E	
Early mobilisation	E	E
Audit: all patients should be audited for protocol compliance and outcomes		E, C

C, present in comparator arm; E, present in experimental arm; POD, postoperative day; RC, radical cystectomy; R/P, items from guidelines for rectal/pelvic elective surgery; TEA, thoracic epidural analgesia.
^a 4 hours of fasting for clear liquids.

Where standardised mean differences were calculable, statistically significant differences were seen between groups, with large effect sizes in all cases. LOS was 4.7 days shorter in the ERP cohort in the study by Arumainayagam and colleagues,¹⁹⁴ associated with a large effect size ($d = -0.85$, 95% CI -1.24 to -0.46 ; $p < 0.001$). The numbers of complications, re-admissions and deaths in each group were similar.

In the study by Mukhtar and colleagues,²⁵⁰ median LOS was 1.1 days shorter in the ERP cohort and mean LOS was 1.4 days shorter when an outlier was removed. Standardised mean differences could not be calculated for these outcomes. Markers of recovery were all achieved significantly earlier in the ERP group, associated with very large effect sizes (range -3.43 to -5.66).

Interventions to improve recovery from vascular surgery: evidence from the UK

The single study from the UK investigating the effectiveness of an intervention to improve recovery following vascular surgery was a RCT evaluating a preoperative assessment intervention.³¹ Most of the patients in the study were male (24% were female), with a mean age of 75.5 years, and had been admitted for endovascular/open aortic aneurysm repair or lower limb arterial bypass surgery. Two hundred and nine participants were randomised to either preoperative CGA leading to an optimised care plan, or standard preoperative assessment. The intervention is detailed in *Report Supplementary Material 3, Table 18*.

Quality assessment

The paper was rated as 'strong', with only blinding of assessors rated as 'moderate'. However, it was unclear how LOS was defined.

Effectiveness of intervention *Report Supplementary Material 6, Table 15*, displays outcome data for all effectiveness outcomes in the study by Partridge and colleagues.³¹ Mean LOS was 2.3 days shorter in the experimental group. The absence of variance data prevented a calculation of standardised mean difference. The CGA identified 58 more new comorbidities than were diagnosed in the group receiving regular preoperative assessment. Postoperatively, the odds of delirium (OR 0.39, 95% CI 0.17 to 0.9), cardiac complications (OR 0.24, 95% CI 0.02 to 0.58), bowel and bladder complications (OR 0.4, 95% CI 0.22 to 0.74) were statistically significantly lower in the experimental group.

Interventions to improve recovery from various procedures: evidence from the UK

We identified one UBA study that evaluated the value of a PACP intervention in 313 patients undergoing various elective surgeries in a UK hospital.²⁰⁷ Patients were admitted for total hip or knee replacement, other orthopaedic surgeries, transurethral resection of the prostate or a bladder tumour, other renal surgery and gastrointestinal surgery. Data were not presented by procedure and therefore could not be separated into relevant sections of the report. The study authors sought patients who presented certain 'red flags', or risk factors for postoperative complications, during routine assessment. These included cognitive or mobility problems, a history of falls and concerns regarding circumstances at home.

The intervention was an additional comprehensive review process following routine assessment, conducted by a nurse experienced with working with patients living with frailty, and an occupational therapist. If necessary, referral pathways were created to avoid unnecessarily lengthy stays in hospital postoperatively, and to help the discharge process.

Quality assessment

The study was rated as 'weak' overall, achieving domain ratings of 'weak' for study design, confounders and data collection methods, and 'moderate' ratings for selection bias and blinding of assessors. It was unclear how LOS was defined.

Effectiveness of intervention *Report Supplementary Material 6, Table 16*, displays data for all outcomes reported in the study by Ellis and colleagues.²⁰⁷ LOS was 2.7 days shorter in the intervention group, associated with a medium effect size ($d = -0.63$, 95% CI -0.86 to -0.41 ; $p < 0.001$). Cognitive function

was assessed using the Mini Mental State Examination, with scores similar between groups. There were fewer referrals to all agencies in the intervention cohort, except those to carer support workers and 'other' agencies not specified.

Synthesis of cost-effectiveness evidence

Study selection

The PRISMA flow chart in *Figure 22* summarises the study selection process. Bibliographic database searches identified 2102 records and supplementary search methods identified 891 records. Following the removal of duplicates, there were a total of 2681 unique records that were screened at title and abstract against our inclusion and exclusion criteria. The full texts of 165 papers were sought for further consideration. Of these, 163 (98.8%) full texts were successfully retrieved. Following full-text screening, 108 papers were excluded. In total, 54 studies, reported in 55 articles, met the inclusion criteria.^{57,58,67,71,74,81–84,86,91,96,97,100,104–106,109,110,112,115,116,119–121,123,125,131,133,134,145,146,151,159,162,166,179,183,184,186,210,211,215,222–224,232,244,256,257,259,264,268,280,281}

Evaluations of cost-effectiveness not associated with studies that were in the prioritised batch in the effectiveness review are tabulated and described in *Report Supplementary Material 7*.

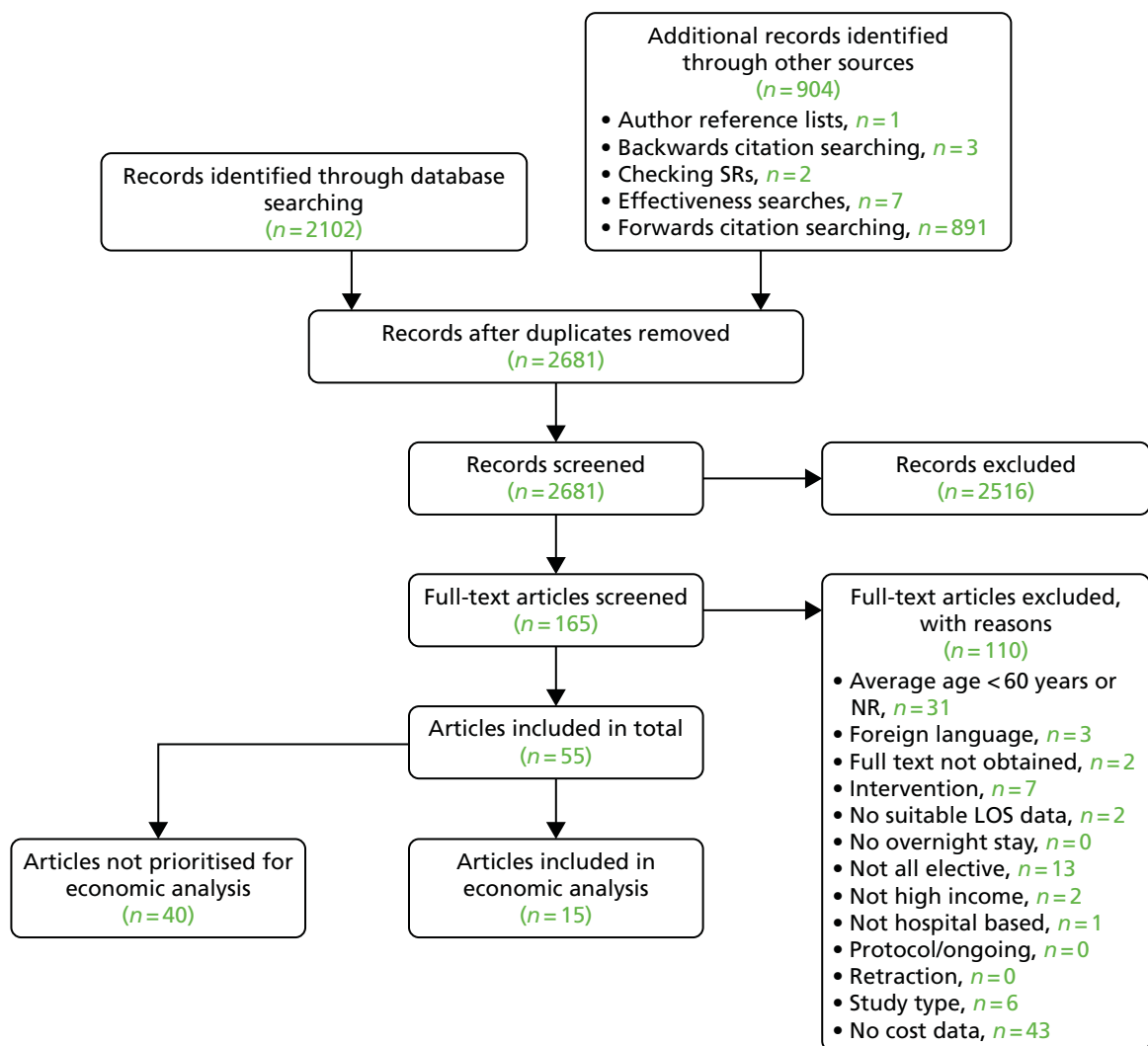


FIGURE 22 The PRISMA flow chart: identification process of economic studies. NR, not reported; SR, systematic review.

Description of included studies

Fifteen studies were synthesised.^{210,211,215,222–224,232,244,256,257,259,264,268,280,281} *Table 2* provides details of the sample size, mean age and percentage female for each of these studies. Only six of the studies were published after 2010,^{211,222,257,259,264,268} so the majority of economic evidence is relatively old, stemming from a time when some surgical care was different.

Of the 15 studies, four evaluated interventions that were preoperative only,^{210,215,222,244} two were postoperative only^{244,256} and five were delivered outside hospital.^{210,215,222,244,281} In terms of the broad type of surgical procedure, seven of the economic studies included patients receiving lower limb arthroplasty,^{222–224,244,256,280,281} three included patients receiving cardiac surgery,^{210,215,259} three included patients receiving colorectal surgery^{211,232,268} and two included patients receiving upper abdominal surgery.^{257,264} Interventions are summarised in *Table 3* and described in detail in subsequent sections of the synthesis and in *Report Supplementary Material 3*. Key characteristics are summarised here. The most frequently studied intervention category was ERP ($n = 49$ studies^{191,192,194,196,197,199,201,203,206,208,209,211–213,216–218,224–232,234–239,241–243,245,247,248,250–252,254,256,257,261–265}). Thirteen studies^{193,198,200,204,205,210,214,215,221,222,244,258,269} evaluated prehab, two studies^{207,220} evaluated PACPs, four studies^{202,253,266,267} evaluated rehab, three studies^{195,255,259} evaluated specialist wards, and one study²²³ evaluated a staff mix intervention. The most common comparator was standard care or pre-intervention pathway (in UBA designs), although study authors used a range of descriptions (see *Table 3*).

Primary intervention delivery sites were at hospital, outpatient clinic, rehabilitation centre, the patient home, or a combination of these (see *Table 3*). The patient usually received the intervention alone, except in 14 studies^{31,193,195,200,206,211,216,221,232,234,235,245,254,258} where a family member or carer was actively involved in the intervention; in two interventions^{216,267} that included the involvement of friends or a non-specified support person; in two studies^{31,245} that involved carers; and in one study³¹ that involved GPs in the intervention. Ten studies did not report the intervention recipient, in which case we assumed that this was just the patient.^{197,209,241,244,247,248,251,261,266,269} *Table 3* shows the characteristics of the interventions and the health system and service settings for the 15 studies contributing towards the economic analysis. The interventions evaluated in each study are described more fully in each of the procedural categories below and in *Report Supplementary Material 3*.

Only three studies included full economic evaluations (two cost–utility analyses and one cost-effectiveness analysis),^{210,280,281} the remainder being cost-minimisation analyses,^{215,244} cost–consequences analyses^{223,224,232,257,259,264} or cost analyses.^{222,256} The last three approaches provided mainly visual juxtaposition of the cost and effectiveness data (e.g. in a single table) without incremental analysis or calculation of cost-effectiveness ratios. The methods used in the 15 included economic evaluations are detailed in *Report Supplementary Material 7, Table 2*. The quality of the economic studies (as assessed using the 19 questions of the CHEC criteria list⁴⁷) was extremely varied, meeting between two^{215,257,259} and 17²⁸⁰ of the quality criteria (*Table 25*).

Synthesis of cost-effectiveness evidence

Cost data and primary outcomes for each of the included studies are presented in *Report Supplementary Material 7, Table 3*, and summarised in each procedural category below.

Cost-effectiveness evidence: cardiac surgery

Of the eight studies evaluating interventions to improve recovery from cardiac surgery, three reported cost outcomes.^{210,215,259} All were conducted in the UK. They were based on clinical effectiveness studies judged to be of ‘moderate’²¹⁵ or ‘weak’^{210,259} overall quality.

The study by Salhiyyah and colleagues²⁵⁹ was an evaluation of a specialist ward initiative, a ‘fast-track’ care pathway via a ‘theatre recovery unit’ (rather than to the cardiac intensive care unit) and then same-day transfer to an intermediate care unit. By contrast, both of the other two economic studies in cardiac surgery patients evaluated pre-admission prehab interventions to give support and education, intended to reduce anxiety and improve lifestyle.^{210,215}

TABLE 25 Quality assessment of prioritised economic studies

CHEC list item	Broad procedural category														
	Cardiac surgery			Colorectal surgery			Lower limb arthroplasty						Upper abdominal surgery		
	Furze 2009 ²¹⁰	Goodman 2008 ²¹⁵	Salhiyyah 2011 ²⁵⁹	García-Botello 2011 ²¹¹	King 2006 ²³²	Vlug 2011 ²⁶⁸	Huang 2012 ²²²	Huddleston 2004 ²²³	Hunt 2009 ²²⁴	Larsen 2009 ²⁸⁰	McGregor 2004 ²⁴⁴	Reilly 2005 ²⁵⁶	Sigurdsson, 2008 ²⁸¹	Richardson 2015 ²⁵⁷	Tanaka 2017 ²⁶⁴
Is the study population clearly described?	Y	Y	Y	Y	Y	Y	Y	Y	Y	Y	Y	Y	Y	Y	Y
Are competing alternatives clearly described?	Y	Y	N	Y	Y	Y	Y	Y	Y	Y	Y	Y	Y	N	Y
Is a well-defined research question posed in answerable form?	Y	N	N	Y	Y	Y	N	N	Y	Y	Y	Y	Y	Y	Y
Is the economic study design appropriate to the stated objective?	N	CT	N	N	Y	Y	N	CT	Y	Y	Y	CT	Y	N	CT
Is the chosen time horizon appropriate to include relevant costs and consequences?	N	NR	N	NR	Y	N	N	N	Y	Y	Y	NR	Y	N	N
Is the actual perspective chosen appropriate?	Y	CT	N	N	Y	N	N	CT	Y	Y	Y	CT	Y	N	CT
Are all important and relevant costs for each alternative identified?	N	N	N	N	Y	Y	N	N	Y	Y	Y	N	Y	N	N
Are all resources measured appropriately in physical units?	Y	N	N	N	Y	N	N	N	Y	Y	NR	N	Y	N	Y
Are resources valued appropriately?	Y	N	N	Y	Y	N	N	N	Y	Y	NR	CT	Y	N	Y
Are all important and relevant outcomes for each alternative identified?	Y	N	N	N	NA	Y	NA	NA	Y	Y	N	N	Y	N	N
Are all outcomes measured appropriately in physical units?	Y	N	N	NA	NA	N	NA	NA	Y	Y ^a	Y	N	Y	N	N

CHEC list item	Broad procedural category														
	Cardiac surgery			Colorectal surgery			Lower limb arthroplasty						Upper abdominal surgery		
	Furze 2009 ²¹⁰	Goodman 2008 ²¹⁵	Salhiyyah 2011 ²⁵⁹	García-Botello 2011 ²¹¹	King 2006 ²³²	Vlug 2011 ²⁶⁸	Huang 2012 ²²²	Huddleston 2004 ²²³	Hunt 2009 ²²⁴	Larsen 2009 ²⁸⁰	McGregor 2004 ²⁴⁴	Reilly 2005 ²⁵⁶	Sigurdsson, 2008 ²⁸¹	Richardson 2015 ²⁵⁷	Tanaka 2017 ²⁶⁴
Are outcomes valued appropriately?	Y	NA	NA	NA	NA	NA	NA	NA	NA	Y	NR	NA	NA	NA	NA
Is an incremental analysis of costs and outcomes performed?	Y	N	N	N	N	N	N	N	N	Y	NA	NA	Y	N	N
Are all future costs and outcomes discounted appropriately?	NA	NA	NA	NA	NA	NA	N	NA	NA	NA	NA	NA	NA	NA	NA
Are all important variables, whose values are uncertain, appropriately subjected to sensitivity analysis?	Y	N	Y	N	Y	N	N	N	N	Y	N	N	N	N	N
Do the [cost-effectiveness] conclusions follow from the data reported?	N	N	N	N	Y	Y	N	Y	Y	Y	Y	Y	Y	N	Y
Does the study discuss the generalisability of the results to other settings and patient/client groups?	Y	N	N	N	Y	Y	N	Y	Y	Y	N	Y	Y	N	Y
Does the article indicate that there is not potential conflict of interest of study researcher(s) and funder(s)?	N	N	N	Y	Y	Y	Y	Y	Y	Y	N	N	Y	N	Y
Are ethical and distributional issues discussed appropriately?	N	N	N	N	N	Y	Y	Y	N	Y	N	Y	N	N	Y

CT, can't tell; N, no, NA, not applicable; NR, not reported; Y, yes.

The two studies evaluating prehab interventions were a high-quality cost–utility analysis²¹⁰ and a low-quality and poorly reported cost-minimisation analysis,²¹⁵ both of which were based on RCTs. The cost-minimisation analysis of the nurse-led programme of support and lifestyle management provided only one sentence of cost methods, but included costs of outpatient, community contacts and home-care contacts (i.e. not just hospital costs).²¹⁵ By contrast, the cost–utility analysis of prehab to reduce anxiety or depression and increase physical activity prior to CABG surgery was relatively well described and was conducted and reported according to current best practice standards for cost-effectiveness analyses. This included calculation of both an incremental cost-effectiveness ratio and a cost-effectiveness acceptability curve; however, both were based on only 8 weeks' follow-up and therefore included only costs while waiting for admission for surgery. This time horizon for the cost study makes this study very different from the other cost studies included in this review: there is no effect on costs of different LOS.

Cost results: prehab

The two studies of preoperative education and support reported contrasting cost outcomes.^{210,215} In the lower-quality study, the preoperative programme was associated with statistically significantly lower costs (£1817 lower per patient; 95% CI £3238 to –£396; $p < 0.05$), which were mostly accounted for by in-hospital costs.²¹⁵ Although this represents a considerable cost saving, it must be noted that the study was of low quality, scoring only 2 out of 19 on the CHEC list assessment.

In the cost–utility analysis by Furze and colleagues,²¹⁰ the mean per-patient cost of the intervention arm was £24.10, or £1.73 higher than routine nurse counselling.

Cost results: specialist ward

The study by Salhiyyah and colleagues²⁵⁹ was a low-quality economic study, based on only the average cost per day in the different units; in addition, crucially, the cost per day of the new theatre recovery unit was assumed to be the same as that of the cardiac intensive care unit. The authors' estimation of the statistical significance of the cost difference is incorrect, so their conclusion that the fast-track pathway was cheaper than the conventional pathway is flawed.

Cost-effectiveness evidence: colorectal surgery

Of the 19 studies evaluating effectiveness evidence about multicomponent initiatives to enhance recovery after colorectal surgery, only three also reported cost outcomes.^{211,232,268} All three studies evaluated changes to care spanning preoperative preparation and support, intraoperative elements and postoperative components to enhance recovery in single hospitals in the UK,²³² the Netherlands²⁶⁸ and Spain.²¹¹ They were either cost analyses²¹¹ or cost–consequences analyses^{232,268} reported within the main clinical effectiveness evaluation paper. They were based on clinical effectiveness studies judged to be of 'moderate' overall quality.

The highest quality of the three studies (the study from the UK) showed a non-statistically significant lower cost of ERP compared with conventional care (–£671) for patients undergoing colorectal surgery for cancer.²³² This was despite ERP patients having a much lower and statistically significantly fewer postoperative stays (between 48% and 66% of the length of postoperative stay with conventional care, whether including or excluding convalescence stays or re-admissions). This mainly reflects that this study, unlike most in this review, had separate, much lower unit costs for ward hotel costs (£162/day) compared with the per-hour or per-day costs of patients while in theatre, recovery or intensive care.

The other two studies of ERP in colorectal surgery were of lower quality, mainly as a result of poor reporting (in a paper mainly reporting clinical effectiveness methods and results). The study in a single hospital in Spain estimated that those receiving ERP incurred hospital costs that were 55% lower than those for patients receiving traditional surgical care (difference –€1735, 95% CI –€2370 to –€1102; $p < 0.001$).²¹¹ This is driven purely by the statistically significant 5.1-day-shorter mean LOS and the use of the same unit cost for all days in hospital. Costs associated with complications or re-admissions were not included.

The study by Vlug and colleagues,²⁶⁸ conducted in nine university and teaching hospitals in the Netherlands, evaluated the clinical and hospital cost outcomes of four surgical and care strategies, comparing ERP with standard care in laparoscopic or open surgery. ERP patients had statistically significantly slightly shorter median total LOS or postoperative LOS for comparisons between some groups; however, it was not possible to evaluate the four possible cost comparisons (laparoscopic/open surgery; university/teaching hospital) between fast-track and standard care, because the group numbers were not reported.

Cost-effectiveness evidence: lower limb arthroplasty

Of the 25 studies evaluating effectiveness evidence about multicomponent initiatives to enhance recovery after orthopaedic surgery, seven studies reported cost outcomes.^{222–224,244,256,280,281} There were four ERP interventions,^{224,256,280,281} two studies evaluating prehab^{222,244} and one staff mix intervention.²²³ Studies were diverse in origin, coming from the UK,^{224,244,256} Denmark,²⁸⁰ Iceland,²⁸¹ the USA²²³ and Taiwan.²²² The study by Larsen and colleagues²⁸⁰ was a cost–utility analysis, and the study by McGregor and colleagues²⁴⁴ was a cost-minimisation analysis, with the other five studies being simpler comparative cost analyses or cost–consequences analyses.

The studies were of variable quality, with only the studies by Larsen²⁸⁰ (17/19), Sigurdsson²⁸¹ (15/19) and Hunt²²⁴ (14/19) meeting the majority of the CHEC quality assessment criteria. They were based on clinical effectiveness studies judged to be of ‘moderate’^{222,223,256,280} or ‘weak’^{224,244,281} overall quality.

Cost results: prehab

Two studies evaluated both the clinical outcomes and the cost impact of prehab. Huang and colleagues²²² evaluated a 4-week programme of strength training and education for total knee arthroplasty patients in Taiwan; McGregor²⁴⁴ evaluated a one-off preoperative physical training class and booklet for total hip arthroplasty patients in the UK. Both gave minimal description of the costing methods and both met fewer than half of the CHEC study quality criteria.

The small ($n = 35$) randomised UK hip arthroplasty study reported a 17% lower cost in the prehab study group.²⁴⁴ This was mainly attributed to the 3-day-shorter LOS following the preoperative training and also to this group requiring less occupational therapy. The RCT of 243 hip arthroplasty patients in Taiwan reported a 1.7% lower medical cost in the intervention group (difference –NT\$2112; 95% CI –NT\$3337 to –NT\$886; $p < 0.001$), which the authors attributed to the shorter mean LOS in the intervention group.²²² However, given the range of LOS in each group, the standard deviations of the mean medical costs in each group seem unusually small, so this finding should be treated with caution.

Cost results: enhanced recovery protocol

Four studies evaluated ERP interventions.^{224,256,257,280} Two studies in UK hospitals evaluated the patient outcomes and cost impacts of early discharge and enhanced rehabilitation initiatives: one for patients having primary hip arthroplasty²²⁴ and the other for patients having unicompartmental knee arthroplasty.²⁵⁶ The ERP evaluation reported by Hunt and colleagues²²⁴ involved spinal analgesia with sedation intraoperatively, and mobilisation on day 1 post operation, target discharge by post-operation day 3, and other differences from surgical care at two other UK hospitals with different operative and rehabilitation approaches (see *Table 3*). The ERP intervention evaluated by Reilly and colleagues involved targeted discharge within 24 hours postoperatively, supported by early mobilisation, pain diary and enhanced pain control, a booklet for comprehensive rehabilitation advice and a 24-hour emergency contact telephone number.²⁵⁶

The study by Hunt and colleagues²²⁴ was assessed as a high-quality economic study (meeting 14/19 of CHEC criteria), whereas the study by Reilly and colleagues²⁵⁶ was much lower quality (6/19 CHEC criteria met); it described its cost analysis methods in one 10-word sentence, and the cost differences between the study groups were calculated by multiplying a standard cost per inpatient day (£487) by the difference in mean LOS. The study by Hunt and colleagues,²²⁴ comparing hip arthroplasty rehabilitation in three UK hospitals, showed that health-care costs in the hospital with the shortened stay (Belfast, median stay 3 days;

cost £4909) were lower than those in the two other hospitals, which had longer median LOS (Liverpool, south-west London, median stay 6 and 5 days; cost £5070 and £5970 – no variance reported).²²⁴ These estimates conceal wide variation in the costs of prosthetic and cements; however, the shortened median stay in Belfast was associated with notably lower costs of hospital staff input, which accounted for between 23% and 34% of the totals cost at each hospital.

Larsen and colleagues²⁸⁰ evaluated an ERP intervention in a regional hospital in Denmark for hip and knee arthroplasty patients, including pre-admission outpatient information visit, surgery on day of admission, controlled fluid and protein consumption, and earlier and more intensive mobilisation, which included a cost–utility analysis (see *Report Supplementary Material 3, Table 5*, for full details). This Danish cost–utility study was the highest-quality economic study in this review, meeting all but 2 of the 19 CHEC criteria. It was also the only study whose journal paper was devoted exclusively to describing the methods and results of an economic evaluation. The ERP intervention was associated with a statistically significant 3-day shorter LOS, and the study authors reported the intervention to be statistically significantly cheaper than the standard protocol (DKK18,880 less), based on univariate analysis. There were also sustained (12-month) gains in EQ-5D-assessed quality of life for total hip arthroplasty patients undergoing the accelerated protocol, but not for knee arthroplasty patients. The multivariate incremental cost-effectiveness analyses showed that, for total hip arthroplasty, for 98% of the cost and effectiveness probabilistic estimates the ERP both was cheaper and generated more QALYs than usual care. For the same analysis of knee arthroplasty patients, although for 93% of the cost and effectiveness probabilistic estimates ERP was cheaper than usual care, there was no statistically significant or clinically relevant difference in effect.

A cost analysis by Sigurdsson and colleagues²⁸¹ (linked to the effectiveness paper by Siggeirsdottir²⁶¹) evaluated an ERP intervention comprising both preoperative education and training and home-based rehab after discharge for total hip arthroplasty patients at two hospitals in Iceland. The costing study was reported in detail in the cost analysis paper and therefore was judged as high quality because it met 15 out of 19 of the CHEC criteria. However, the cost-effectiveness ratios calculated on the basis of between-group differences in gains in the Oxford Hip Score were average cost-effectiveness ratios, which are much less meaningful and useful than cost-effectiveness ratios based on an incremental analysis.²⁸² Nevertheless, the total care costs of the early discharge with ERP were statistically significantly 28.5% lower than those of conventional care (difference –US\$3402, 95% CI –US\$5000 to –US\$1804; $p < 0.001$) when including patient costs such as productivity/employment losses, and 30.8% lower when including only health-care costs (difference –US\$2543, 95% CI –US\$3505 to –US\$1581; $p < 0.001$). This was attributable mostly to differences in inpatient hospital costs, which in turn were strongly driven by the statistically significantly shorter mean LOS with the intervention (difference –3.6, 95% CI –5.29 to –1.91; $p < 0.001$).

Cost results: staff mix

One study evaluated a staff-mix intervention or ‘medical and surgical comanagement team’ at a tertiary care teaching hospital in the USA, which meant that care before and after surgery was led by general internal medicine faculty and orthopaedic physicians rather than by orthopaedic surgeons.²²³ Although the study was based on a RCT, the cost evidence was low quality, with costing methods and results very minimally described, and meeting only 6 of the 19 CHEC criteria.

The staff-mix intervention was associated with no difference in the total cost of care compared with standard orthopaedic surgical care (US\$15,373 vs. US\$15,283; difference US\$90), although this concealed that statistically significantly higher physician costs were compensated for by lower hospital costs.

Cost-effectiveness evidence: upper abdominal surgery

Of the eight studies evaluating effectiveness evidence for multicomponent recovery enhancement interventions in upper abdominal surgery, only two^{257,264} reported cost outcomes. One study reported cost outcomes as part of a related paper on the implementation, feasibility and safety of the ERP initiative for patients undergoing laparoscopic pancreatectomy in a UK hospital,²⁵⁷ and another reported limited data on cost outcomes for patients undergoing surgery for gastric cancer at a single hospital in Japan.²⁶⁴

Both studies were classified as cost–consequences analyses and were of relatively low quality in relation to the CHEC criteria for assessing the quality of economic evaluations. In large part this was because the cost methods were minimally described (see *Table 25*); however, the Japanese study was a larger ($n = 148$) prospective randomised study, and the UK study was based on a small uncontrolled before ($n = 44$) and after ($n = 22$) study. They were based on clinical effectiveness studies judged to be of ‘moderate’²⁶⁴ or ‘weak’²⁵⁷ overall quality.

In terms of the impact of ERP on LOS, the trial in Japan of gastric cancer patients showed postoperative hospital stay 1 day shorter than with usual care (median 9 vs. 10 days; $p < 0.001$), and the study in UK patients undergoing distal pancreatectomy showed postoperative stay 3 days shorter (median 6 vs. 3 days; $p < 0.001$).²⁶⁴

Cost results

In both studies, ERP interventions were associated with statistically significantly lower hospital admission costs,^{257,264} or total costs including re-admission costs,²⁵⁷ than the usual/previous care protocols (see *Report Supplementary Material 7, Table 3*). However, for gastric cancer surgical patients in Japan, the median cost of the hospital admission was only 2% lower, so this cost difference is smaller and more uncertain. In the UK study, most of the difference in median cost was from postoperative costs (53% lower with ERP), which reflects that median postoperative LOS was halved after the introduction of the ERP.²⁵⁷

Summary of cost-effectiveness evidence

It is very difficult to draw firm and widely generalisable conclusions about the cost impact or cost-effectiveness of multicomponent interventions to improve recovery after elective surgery. This is because:

- The effectiveness evaluations that also presented cost data or cost-effectiveness analyses are a small subset (one-quarter or less) of all of the effectiveness studies relating to a particular type of surgery. In addition, there were no economic studies of interventions in several of the procedural groups.
- Of the 15 economic studies, only three were full economic evaluations, and only one of these was of sufficient quality. The other 12 studies were comparative cost analyses reported in papers primarily reporting clinical effectiveness, feasibility and safety/complications.
- There was considerable diversity within the evidence base in terms of anatomical site (colorectal, lower limb, cardiac, upper abdominal), type of procedure (e.g. open vs. laparoscopic, hip vs. knee arthroplasty) and intervention characteristics. There would also be inevitable international differences in hospital organisation and clinical team composition.
- Two-thirds of the economic studies were of poor quality (meeting between 2 and 10 of the 19 CHEC quality criteria).

With the exception of the four costing studies of ERP for lower limb arthroplasty, it was difficult to identify even a pair of studies that were convincingly similar enough in intervention, care/hospital context and methods to be comparable and, therefore, to allow a plausible synthesis of findings. Furthermore, although most of the economic studies attributed health-care costs to the number of days spent in hospital, few studies:

- used different unit costs to reflect the relatively lower costs of pre-discharge days compared with surgical or immediately post-surgical days in hospital
- included costs associated with treating complications or for re-admissions
- included any non-hospital care costs (e.g. community rehabilitation or primary care costs)
- had a time horizon of > 3 months post surgery or post admission
- estimated the additional cost (e.g. additional staff time, different analgesia, nutritional differences) of providing different ERP components or other components of the new care pathways/protocols.

Given the heterogeneity of the evidence, the methodological flaws in calculating costs and the inconsistency of findings, it is not possible to conclude whether or not interventions to improve recovery from planned admissions are more cost-effective than usual care.

Chapter 5 Discussion

Main findings

To our knowledge this systematic review is the first to consider the effectiveness and cost-effectiveness of multicomponent interventions to improve recovery and/or reduce LOS for older adults undergoing elective hospital treatments that require an overnight stay. We identified 208 studies reported across 218 articles evaluating such interventions, of which 73 studies were prioritised for synthesis, including 15 studies reporting costs. The 73 prioritised studies represented the highest-quality evidence available, RCTs from any 'high-income' country, as well as the most relevant evidence to the UK context, including a number of RCTs, controlled trials and uncontrolled studies, which often represent the most ethical, if not scientifically rigorous, approach to evaluating the implementation of care pathways in hospital settings.

The prioritised evidence pertained to eight broad types of surgical procedure (cardiac, colorectal, lower limb arthroplasty, pelvic, upper abdominal, thoracic, vascular and various), the most common being either lower limb arthroplasty (34% of studies) or colorectal surgery (25% of studies). The prevalence of evidence within these procedural categories appears to reflect the most common reasons for hospital admission among older adults.⁵ Interventions were grouped into six categories (ERP, prehab, rehab, specialist ward, staff mix and PACP), but ERP (67% of studies) and prehab (18% of studies) interventions far outweighed any other category. Overall, the evidence suggests that interventions generally have a beneficial effect on one or more clinical or patient-reported outcomes, and very rarely lead to inferior outcomes for any measure, in a variety of health systems. It is notable, however, that the outcomes reported were almost exclusively concerned with the treatment course from pre-admission to discharge, with few studies reporting outcomes beyond 30-day statistics for mortality, re-admissions and complications.

Despite this observation of general effectiveness (or at least a lack of detrimental effects) with most types of interventions, the evidence is heterogeneous and, thus, limits the generalisability of this statement. The most consistent evidence from international RCTs was for ERP to be associated with reduced LOS after both colorectal surgery and upper abdominal surgery. In patients undergoing colorectal surgery, there was additional evidence that markers of physical recovery before discharge may be improved with ERP. The evidence for reduced LOS after upper abdominal surgery came from five patient groups across four studies, which also indicated that the odds of sustaining complications were reduced with ERP. Evidence from other procedure groups was limited by small numbers of studies and the presentation of data that could not be combined in meta-analyses. In addition to the pooled data for RCTs, there were numerous studies that could not be meta-analysed that provided evidence of improved outcomes with ERP and prehab interventions in particular. There were relatively few studies of other intervention types, limiting the strength of conclusions about their effectiveness, despite a number of single studies reporting positive results.

The evidence from the UK was similarly dominated by evaluations of ERP and, to a lesser extent, prehab interventions for colorectal surgery and lower limb arthroplasty. The evidence for ERP interventions to improve recovery from colorectal surgery came from only seven studies but usually indicated improvement with intervention, or equivalence with usual care for LOS and complications. Thirteen UK-based ERP interventions to improve recovery from lower limb arthroplasty were identified, and although standardised mean differences could not be calculated for nearly half of the studies, the evidence was consistently in favour of ERP in reducing LOS. The seven studies presenting analysable LOS data indicated a mean reduction in LOS of > 4 days, compared with usual care. Some additional outcomes in these studies improved with ERP, but there were few of these outcomes to analyse. As with the RCT-only evidence, studies from the UK showed that LOS may be reduced in upper abdominal surgery with ERP interventions. There was also evidence of markers of recovery improving with ERP.

The effectiveness evidence from the UK and international RCTs showed broadly similar findings and similar distributions of studies between surgical specialties, with UK studies slightly more focused on evaluations of ERP interventions for patients undergoing lower limb arthroplasty. The two types of procedure that accounted for nearly 60% of the evidence (colorectal and lower limb arthroplasty) arguably do not require further evaluations of the effectiveness of ERP interventions. However, the heterogeneity of interventions makes it difficult to identify optimal combinations of components and thus further analysis such as meta-regression may contribute to this understanding. The focus of any future trials in these surgical specialties should, however, be more towards aspects of implementation and scaling up of interventions, assessment of wider patient outcomes such as patient satisfaction and mental health, and consideration of the effect of shorter LOS on the broader health and social care system and on long-term patient outcomes.

It is unclear whether or not the evidence from colorectal surgery and lower limb arthroplasty is transferable to other surgical specialties. Aside from these procedure categories, the evidence for ERP interventions was most positive for upper abdominal surgery, although this was based on only seven studies and with some equivocal findings. There were no other clusters of evidence that could allow comprehensive evaluation of interventions for other surgical specialties; however, there may be evidence-based intervention components that can reasonably be expected to benefit older adults undergoing different procedures. Further research is required to determine this.

Cost-effectiveness evidence was derived from only 15 studies, which were highly heterogeneous in terms of population, intervention and location. Although the general suggestion was that interventions led to cost savings, findings were often the result of basic alignment with daily costs, and not the result of rigorously performed economic evaluations. The majority of cost-effectiveness evidence was of low quality, and, in the light of the aforementioned limitations, may be considered inconclusive with regard to research question 2.

The effectiveness of ERP interventions for optimising LOS without having a detrimental effect on other outcomes is consistent with other systematic reviews that have demonstrated the effectiveness of this type of intervention for surgical patients²⁶ and for patients admitted for elective colorectal surgery.²⁸ One systematic review²⁸³ of RCTs evaluating prehabilitation interventions for individuals undergoing joint-replacement surgery indicated some small effect on postoperative pain, function and mobility but no statistically significant impact on LOS or cost, which is, again, broadly consistent with the findings of this review. The cost-effectiveness findings are less conclusive than those of other recent systematic reviews for ERP in colorectal cancer,¹¹⁶ and various abdominal surgical procedures.²⁸⁴ These reviews concluded that ERP/ERAS programmes appear to be cost-effective, at least in the short term in relation to hospital costs, but with strong caveats about the lack of inclusion of non-hospital costs, costs to patients, or the cost of providing the ERP itself. Both of these systematic reviews, and our own, clearly show that the research recommendations outlined by Jönsson and Lindgren²⁸⁵ almost 40 years ago have rarely been heeded.

Limitations of the evidence

Study authors defined LOS in a number of ways, such as the time from admission to discharge, the length of time spent in hospital after surgery or the total time in hospital with re-admissions included. However, > 40% of studies did not offer a clear definition of LOS, limiting comparability between studies. Furthermore, only 12% of studies addressed either the reliability or the validity of the primary outcome. In many cases, it could be supposed that data obtained from a database are reliable and valid; however, without descriptions of the definition of LOS, or of how data were recorded, we chose not to make this assumption. We note that a generous approach to this item would have resulted in 20 more studies achieving a global rating of 'moderate' or 'strong'.^{196,199,202,205,211,213,217,220,222,223,225,227,234,235,239,242,243,256,258,268} Additional clarification about data collection tools and definitions of LOS would benefit future studies in this area.

Comparator groups were often poorly reported. It was frequently difficult to determine which intervention components were present only in the intervention group, and often the comparator was not described at all. This limits the extent to which the effectiveness of intervention components can be determined.

Studies almost exclusively failed to consider longer-term patient outcomes. Only two studies investigated outcomes at 12 months, with the vast majority of studies ending their consideration of patient outcomes 30 days after discharge. Although this may be understandable in many cases, as a result of the specific aims of studies, it means that the wider impact of reduced LOS is unknown in this body of evidence. Given that we sought any related or 'sibling' articles for all included studies, we are confident that there is a dearth of such research. Although earlier discharge from hospital may be desirable, the impact of this on other health and social care services must be examined, particularly in the wider context of the NHS. Only six studies assessed the use of additional care (follow-up appointments, GP visits, etc.) after discharge. In addition, we sought information on discharge destination, but this was reported very rarely. Ideally, the patient should be followed over the course of at least 1 month following discharge and ideally for 3–6 months, with assessments of their outcomes, such as quality of life, mental health, satisfaction with surgical outcomes and physical activity, as relevant to the procedure, and with documentation of their health and social care resource use.

Non-clinical patient outcomes were not measured routinely. The evidence was dominated by evaluations of ERP interventions, which were heavily focused on perioperative components, with a lack of consideration of broader patient outcomes. In particular, measures of mental health, quality of life and satisfaction with care were scant, whereas short-term markers of physical recovery were often included. Non-ERP studies tended to give greater attention to these outcomes, possibly because interventions such as prehab, rehab and PACPs focus more on non-perioperative aspects of patient care, and thus seek to measure effectiveness in those terms. There may be mutual opportunities for learning for ERP and non-ERP interventionists alike, where aspects of prehab and PACP in particular offer promise of improvement of patient care, and could be integrated into existing pathways. The evidence for non-ERP interventions is limited and requires further study.

Around one-third of studies presented LOS without variance data, or with range data that could not be used to calculate standardised mean differences. Although median and range data provide a valuable metric, range data are often highly skewed by long LOS, and, as such, additional variance statistics can give readers extra insight. For example, this type of data is useful to systematic reviewers examining a collective body of evidence with a view to providing a cohesive/comprehensive message to organisations developing health policy recommendations. In addition, one metric that would enhance the interpretation of LOS data, particularly when high upper ranges are reported, is the number of patients experiencing 'long LOS', as reported by Starks and colleagues.²⁶² These data are available from hospital records and should be considered in future studies.

Studies frequently deliberately excluded patients who were over a certain age or who had complex, or potentially complex, needs, with a number of studies also choosing to exclude 'outliers' or patients who experienced severe complications. This reduces the validity of the evidence, as patients with complex needs are a regular occurrence in public health-care systems. By contrast, a small number of studies ($n = 7^{199,200,207,215,218,221,223}$) selected individuals who were at greatest risk of postoperative complications, or who were likely to have complex needs or multimorbidities. For example, very few studies mentioned delirium, despite its prevalence and negative sequelae among older adults undergoing elective procedures. One reason for this was the choice in a number of studies ($n = 18^{31,196,200,202,209,210,226,229,231,234,236,244,254,259,261,262,266,267}$) to exclude patients who had risk factors for delirium, such as cognitive impairment. It could be considered that studies that embrace the complexity of typical patients offer more valuable evidence about real-world situations and manage the likely confounders that introduce variation in LOS.

Certain surgical specialties or procedures requiring elective inpatient admission were not identified. For example, no studies evaluated neurosurgical or neurorehabilitation pathways for planned neurosurgery procedures, despite efforts to develop these in areas such as the south-west of the UK. This particular area has relatively low patient volume and a mix of elective and acute patients within surgical units, compared with other surgical specialties. This means that effectiveness evaluations of rehabilitation pathways were unlikely to meet our inclusion criteria. As such, we recognise that there is likely to be useful research into elective procedures that did not fit the remit of this review. A significant body of high-quality cost-effectiveness evidence, directly based on high-quality effectiveness studies, would have been a valuable facet of the evaluation of interventions in this review. However, the lack of high-quality cost-effectiveness evidence limits the conclusions that can be made.

Strengths and limitations of this review

We included studies published in 2000 or later to focus on organisational strategies that are currently used in health-care organisations in high-income economies. However, it could be argued that this limit was too generous, with data collection in some included studies taking place in the 1990s. As > 80% of articles were published within the past 10 years, this might have been a more prudent date restriction.

A strength of this review was that we included non-RCT study designs, acknowledging an ethical dilemma researchers face about whether or not to randomise patients to care that may be suboptimal. However, we were unable to consider non-randomised trials from outside the UK because we had insufficient resources to carry out a review on such a scale. As a result, there may be useful international evidence that we have not synthesised. However, the studies utilising non-randomised trial designs included in the UK tranche are vulnerable to selection bias and influence from confounding variables across different participant groups.

It was also beyond the scope of this review to conduct any additional analysis, such as metaregression. This might have allowed further exploration of the particular intervention components associated with successful ERP interventions in terms of reducing LOS and improving other outcomes for patients undergoing colorectal surgery or lower limb arthroplasty. It could also be beneficial to conduct subgroup analysis by considering whether the findings differ among 'the oldest-old', people with various comorbidities or people living with frailty.

Although we contacted the authors of studies that had missing data, we did not do this when only median and range outcomes were presented. Given the number of studies falling into this category, such an approach would have demanded significant extra resources, and we felt that this was not justifiable.

To our knowledge, this is the first systematic review to bring together and evaluate evidence about multicomponent interventions of any type, aiming to improve recovery and reduce LOS following elective procedures in older adults. We used best practice methods to identify, select, appraise and synthesise the evidence and have incorporated the views of both clinical experts in the field and patients with experience throughout the review process. Our findings are based on both the highest-quality and the most relevant evidence to the UK audience, which was identified using extensive search methods.

Chapter 6 Conclusions

Overall, the evidence in this review suggests that ERP and, to an extent, prehab interventions, may help optimise the LOS of older adults in hospital following admission for a planned procedure. In general, these interventions appear to improve recovery from surgical procedures, often by reducing LOS without increasing the odds of complications or re-admissions, as well as improving or maintaining other clinical and patient-reported outcomes. These findings were also shown across other procedure and intervention categories that we identified, with the UK research base broadly echoing the findings from the RCT evidence.

Little evidence was available to evaluate the cost-effectiveness of interventions, coming from 15 studies and being of generally poor quality, highlighting the need for economic evaluations to be incorporated alongside any further evaluations of organisational interventions to optimise hospital LOS for older adults.

We believe that further studies evaluating the effectiveness of implementing full protocols for enhanced recovery in colorectal surgery and lower limb arthroplasty are not warranted, although other surgical specialties, such as cardiac, vascular and lower abdominal surgeries, still lack evidence of this. Evidence of the effectiveness of other types of intervention within these specialties is also scarce, including rehabilitation, staff-mix and specialist ward interventions. There is a case for future research to move towards a focus on the processes of implementing or scaling up interventions, which should include mixed-methods approaches.

Patient outcomes and longer-term implications were rarely considered within the body of research in this review and should be brought into focus in future studies. This is necessary to fully evaluate the impact of hospital-based organisational strategies to optimise LOS on patient experience and community health and social care services.

Implications for further research

Further research is required in the following areas:

- More evidence is needed about under-represented interventions, such as rehabilitation, staff-mix interventions and enhanced preoperative assessments, as well as about how they may integrate with existing ERPs to maximise effect.
- More evidence is needed to determine the effectiveness and transferability of interventions outside the areas of colorectal surgery and lower limb arthroplasty. Some surgical specialties or reasons for planned admission were not represented in the evidence at all.
- Studies should include the long-term follow-up of patient outcomes for at least 1 month after surgery, and ideally for 3–6 months, with additional investigation of the implications for society, such as the use of extra resources, need for support, and use of social care.
- More studies evaluating intervention effectiveness should embrace (rather than screen out) the likely complexities of the older adult population in order to improve the treatment of suboptimal conditions.
- Further research evaluating the effectiveness of ERPs for colorectal surgery and lower limb arthroplasty should be stepped down. However, evidence is needed about how to effectively implement such protocols and scale up across surgical specialties. This may require the consideration of qualitative experiences of the patients and staff involved in the implementation of such protocols.
- Further research is needed on the patient experience of a shorter stay in hospital. This may involve interviewing patients treated within the organisational interventions identified by this review and exploring their experiences of the care they received both in hospital and post discharge. A systematic review of existing primary qualitative approaches may help to identify where further primary research is required.
- Robust evidence about the cost-effectiveness of interventions is required, and may be particularly valuable in the context of a financially pressured NHS.

Implications for clinical practice

Acceptance is growing of the need to provide standardised approaches to surgical care. Unwarranted variation is thought to have an impact on both clinical outcomes and patient safety. Additionally, the cost of health care is growing exponentially, while health-care budgets have failed to keep pace. Enhanced recovery programmes afford the opportunity to improve the quality of clinical care while reducing health-care costs.

Organisational initiatives to accelerate recovery and/or reduce LOS have been widely implemented in Europe and the UK, as well as further afield under the label of 'quality improvement' in North America. However, significant variation in LOS exists for procedures across the UK, and the extent to which such interventions are embedded and standardised between and within hospital sites in the UK is not known.²²

No core configuration of intervention components emerges for the populations included in this review. Indeed, despite variation in individual elements, similar benefits are realised, suggesting that endeavours to find the 'ideal protocol' are less important than the act of whole-team engagement in scrutinising and measuring the patient pathway. The lack of detrimental outcomes as a result of these interventions further supports this notion. A gap in understanding is the level of compliance with which the interventions identified within this review are implemented.

Warranted variation in protocols may exist where the elements within enhanced recovery pathways need to be adapted to the needs of patients, for example those with complex needs. We note that only a handful of studies embraced the challenge of patients with complex needs such as multimorbidity, frailty or dementia. This may be because these patients are deemed unsuitable for non-critical surgical intervention; however, even in life-saving situations, minimal guidance remains about how to adapt recovery pathways for these patients.

The findings of this review support the use of multicomponent interventions, particularly ERP, to improve clinical outcomes for patients undergoing colorectal surgery and lower limb arthroplasty, while there are suggestions of similar benefits for other types of surgery. However, we are unable to comment with certainty about the effects of interventions on patient-reported outcomes, such as quality of life, or on costs, and recommend further research on these aspects.

Acknowledgements

We would like to thank Sue Whiffin for administrative support and proofreading, Jenny Lowe for administrative support, Obi Ukoumunne and Jaime Peters for advice about statistics, Rebecca Abbott for proofreading and comments on draft work, Caroline Farmer for comments on draft work and Jude Fewings for advice on neurorehabilitation research.

Contributions of authors

Michael Nunns (<https://orcid.org/0000-0001-5500-0911>) was involved in all stages of the review, including direction/conception, planning searches, screening, data extraction, critical appraisal, synthesis and write-up. He led the data analysis and synthesis and led clinical expert involvement. He was the key author of the final manuscript.

Liz Shaw (<https://orcid.org/0000-0002-6092-5019>) was involved in all stages of the review, including direction/conception, planning searches, screening, data extraction, critical appraisal, synthesis and write-up. She led the PPI involvement and was a key author of the final manuscript.

Simon Briscoe (<https://orcid.org/0000-0002-6982-4521>) was involved in direction/conception, designing and conducting database and supplementary searches, screening, data extraction, critical appraisal and write-up. He also managed the reference library.

Jo Thompson Coon (<https://orcid.org/0000-0002-5161-0234>) guided the direction of the review, advised on all stages of conducting the review, and critically read and edited all sections of the report.

Anthony Hemsley (<https://orcid.org/0000-0002-5595-4528>) helped guide the direction of the report, contributed to synthesis and interpretation, provided links to expert clinical advisors, and critically read and edited all sections of the report.

John S McGrath (<https://orcid.org/0000-0001-9416-9912>) helped guide the direction of the report, contributed to synthesis and interpretation, and critically read and edited all sections of the report.

Christopher J Lovegrove (<https://orcid.org/0000-0003-2530-1988>) helped guide the direction of the report, contributed to synthesis and interpretation, and critically read and edited all sections of the report.

David Thomas (<https://orcid.org/0000-0002-5166-0565>) helped guide the direction of the report and critically read and edited the report.

Rob Anderson (<https://orcid.org/0000-0002-3523-8559>) guided the direction of the review, advised on all stages of conducting the review, critically read and edited all sections of the report, and led the cost-effectiveness synthesis and write-up. He is the guarantor of the report.

Data-sharing statement

Requests for access to data should be addressed to the corresponding author.

References

1. World Health Organization. *World Report on Ageing and Health*. Geneva: World Health Organization; 2015.
2. Bloom DE. 7 billion and counting. *Science* 2011;**333**:562–9. <https://doi.org/10.1126/science.1209290>
3. United Nations. *World Economic and Social Survey 2007: Development in an Ageing World*. New York, NY: United Nations; 2007.
4. NHS Confederation. *NHS Statistics, Facts and Figures*. 2017. URL: www.nhsconfed.org/resources/key-statistics-on-the-nhs (accessed 20 September 2018).
5. NHS Digital. *Hospital Admitted Patient Care Activity, 2015–16*. Leeds: NHS Digital; 2016. URL: <https://digital.nhs.uk/data-and-information/publications/statistical/hospital-admitted-patient-care-activity/2015-16> (accessed 30 August 2018).
6. Age UK. *Painful Journeys: Why Getting to Hospital Appointments is a Major Issue for Older People*. URL: www.ageuk.org.uk/contentassets/7354623c9df1491a84cc34ef46105647/painful_journeys_campaignreport.pdf (accessed 29 October 2019).
7. Bakker FC, Robben SH, Olde Rikkert MG. Effects of hospital-wide interventions to improve care for frail older inpatients: a systematic review. *BMJ Qual Saf* 2011;**20**:680–91. <https://doi.org/10.1136/bmjqs.2010.047183>
8. Age UK. *Loneliness and Isolation Evidence Review*. URL: www.ageuk.org.uk/documents/en-gb/for-professionals/evidence_review_loneliness_and_isolation.pdf?dtrk=true (accessed 29 October 2019).
9. Shepperd S, Lannin NA, Clemson LM, McCluskey A, Cameron ID, Barras SL. Discharge planning from hospital to home. *Cochrane Database Syst Rev* 2013;**1**:CD000313. <https://doi.org/10.1002/14651858.CD000313.pub4>
10. Buurman BM, Hoogerduijn JG, de Haan RJ, Abu-Hanna A, Lagaay AM, Verhaar HJ, *et al*. Geriatric conditions in acutely hospitalized older patients: prevalence and one-year survival and functional decline. *PLOS ONE* 2011;**6**:e26951. <https://doi.org/10.1371/journal.pone.0026951>
11. Elia M, Zellipour L, Stratton RJ. To screen or not to screen for adult malnutrition? *Clin Nutr* 2005;**24**:867–84. <https://doi.org/10.1016/j.clnu.2005.03.004>
12. Healey F, Oliver D. Preventing falls and injury in hospitals. The evidence for interventions. *Health Care Risk Rep* 2006;**June**:12–7.
13. Lewis R, Edwards N. *Improving Length of Stay: What Can Hospitals Do?* London: Nuffield Trust; 2015.
14. Lim SC, Doshi V, Castasus B, Lim JK, Mamun K. Factors causing delay in discharge of elderly patients in an acute care hospital. *Ann Acad Med Singap* 2006;**35**:27–32.
15. National Ageing Research Institute. *An Analysis of Research on Preventing Falls and Falls Injury in Older People: Community, Residential Care and Hospital Settings*. Canberra, ACT: Australian Government Department of Health and Ageing; 2004.
16. Vanderwee K, Clays E, Bocquaert I, Gobert M, Folens B, Defloor T. Malnutrition and associated factors in elderly hospital patients: a Belgian cross-sectional, multi-centre study. *Clin Nutr* 2010;**29**:469–76. <https://doi.org/10.1016/j.clnu.2009.12.013>

17. Zisberg A, Shadmi E, Sinoff G, Gur-Yaish N, Srulovici E, Admi H. Low mobility during hospitalization and functional decline in older adults. *J Am Geriatr Soc* 2011;**59**:266–73. <https://doi.org/10.1111/j.1532-5415.2010.03276.x>
18. NIHR Dissemination Centre. *Comprehensive Care: Older People Living with Frailty in Hospitals*. Southampton: NIHR; 2017.
19. National Audit Office. *Discharging Older Patients from Hospital*. London: National Audit Office External Relations; 2016.
20. Enhanced Recovery Partnership Programme. *Delivering Enhanced Recovery: Helping Patients to Get Better Sooner after Surgery*. London: Department of Health and Social Care; 2010.
21. National Institute for Health and Care Excellence. *Transition Between Inpatient Hospital Settings and Community or Care Home Settings for Adults with Social Care Needs*. London: National Institute for Health and Care Excellence; 2015.
22. ACT Academy. *Reducing Length of Stay*. London: NHS Improvement; 2018.
23. Nuffield Trust. *Reducing Length of Stay*. London: Nuffield Trust; 2014. URL: www.nuffieldtrust.org.uk/event/reducing-length-of-stay (accessed 3 September 2018).
24. Royal College of Surgeons of England. *Separating Emergency and Elective Surgical Care: Recommendations for Practice*. London: Royal College of Surgeons of England; 2007.
25. McCue P, Parker S, Conroy S, Bardley M, Roberts H, Kennedy S. *How Best to Deliver Comprehensive Geriatric Assessment (CGA) on a Hospital Wide Basis: An Umbrella Review*. PROSPERO; 2015. URL: www.crd.york.ac.uk/prospero/display_record.php?RecordID=19159 (accessed 30 August 2018).
26. Lau CS, Chamberlain RS. Enhanced recovery after surgery programs improve patient outcomes and recovery: a meta-analysis. *World J Surg* 2017;**41**:899–913. <https://doi.org/10.1007/s00268-016-3807-4>
27. ERAS Society. *List of Guidelines*. URL: <http://erassociety.org/guidelines/list-of-guidelines/> (accessed 20 September 2018).
28. Paton F, Chambers D, Wilson P, Eastwood A, Craig D, Fox D, *et al*. Effectiveness and implementation of enhanced recovery after surgery programmes: a rapid evidence synthesis. *BMJ Open* 2014;**4**:e005015. <https://doi.org/10.1136/bmjopen-2014-005015>
29. Rotter T, Kugler J, Koch R, Gothe H, Twork S, van Oostrum JM, Steyerberg EW. A systematic review and meta-analysis of the effects of clinical pathways on length of stay, hospital costs and patient outcomes. *BMC Health Serv Res* 2008;**8**:265. <https://doi.org/10.1186/1472-6963-8-265>
30. Ellis G, Langhorne P. Comprehensive geriatric assessment for older hospital patients. *Br Med Bull* 2004;**71**:45–59. <https://doi.org/10.1093/bmb/ldh033>
31. Partridge JS, Harari D, Martin FC, Peacock JL, Bell R, Mohammed A, Dhesi JK. Randomized clinical trial of comprehensive geriatric assessment and optimization in vascular surgery. *Br J Surg* 2017;**104**:679–87. <https://doi.org/10.1002/bjs.10459>
32. Miani C, Ball S, Pitchforth E, Exley J, King S, Roland M, *et al*. Organisational interventions to reduce length of stay in hospital: a rapid evidence assessment. *Health Serv Deliv Res* 2014;**2**(52). <https://doi.org/10.3310/hsdr02520>
33. Hyde CJ, Robert IE, Sinclair AJ. The effects of supporting discharge from hospital to home in older people. *Age Ageing* 2000;**29**:271–9. <https://doi.org/10.1093/ageing/29.3.271>

34. Parker SG, Peet SM, McPherson A, Cannaby AM, Abrams K, Baker R, *et al.* A systematic review of discharge arrangements for older people. *Health Technol Assess* 2002;**6**(4). <https://doi.org/10.3310/hta6040>
35. Centre for Reviews and Dissemination. *Systematic Reviews: CRD's Guidance for Undertaking Reviews In Health Care*. York: University of York; 2008.
36. Higgins JPT, Green S, editors. *Cochrane Handbook for Systematic Reviews of Interventions Version 5.1.0 [updated March 2011]*. The Cochrane Collaboration; 2011. URL: <https://training.cochrane.org/handbook/archive/v5.1/> (accessed 29 October 2019).
37. Lefebvre C, Manheimer E, Glanville J. Searching for Studies. In Higgins JPT, Green S, editors. *Cochrane Handbook for Systematic Reviews of Interventions Version 5.1.0 (updated March 2011)*: The Cochrane Collaboration; 2011.
38. Royle P, Waugh N. A simplified search strategy for identifying randomised controlled trials for systematic reviews of health care interventions: a comparison with more exhaustive strategies. *BMC Med Res Methodol* 2005;**5**:23. <https://doi.org/10.1186/1471-2288-5-23>
39. Royle PL, Waugh NR. Making literature searches easier: a rapid and sensitive search filter for retrieving randomized controlled trials from PubMed. *Diabet Med* 2007;**24**:308–11. <https://doi.org/10.1111/j.1464-5491.2007.02046.x>
40. Basse L, Hjort Jakobsen D, Billesbølle P, Werner M, Kehlet H. A clinical pathway to accelerate recovery after colonic resection. *Ann Surg* 2000;**232**:51–7. <https://doi.org/10.1097/0000658-200007000-00008>
41. Kehlet H, Dahl JB. Anaesthesia, surgery, and challenges in postoperative recovery. *Lancet* 2003;**362**:1921–8. [https://doi.org/10.1016/S0140-6736\(03\)14966-5](https://doi.org/10.1016/S0140-6736(03)14966-5)
42. Kehlet H, Wilmore DW. Multimodal strategies to improve surgical outcome. *Am J Surg* 2002;**183**:630–41. [https://doi.org/10.1016/S0002-9610\(02\)00866-8](https://doi.org/10.1016/S0002-9610(02)00866-8)
43. Wilmore DW, Kehlet H. Management of patients in fast track surgery. *BMJ* 2001;**322**:473–6. <https://doi.org/10.1136/bmj.322.7284.473>
44. Crathorne L, Huxley N, Haasova M, Snowsill T, Jones-Hughes T, Hoyle M, *et al.* The effectiveness and cost-effectiveness of erythropoiesis-stimulating agents (epoetin and darbepoetin) for treating cancer treatment-induced anaemia (including review of technology appraisal no. 142): a systematic review and economic model. *Health Technol Assess* 2016;**20**(13). <https://doi.org/10.3310/hta20130>
45. *World Bank List of Economies (June 2017)*. URL: <http://iccmoot.com/wp-content/uploads/2017/07/World-Bank-List-of-Economies.pdf> (accessed 20 September 2018).
46. Effective Public Health Practice Project. *Quality Assessment Tool For Quantitative Studies*. Hamilton, ON: EPHPP; 1998. URL: <https://merst.ca/ephpp/> (accessed 29 October 2019).
47. Evers S, Goossens M, de Vet H, van Tulder M, Ament A. Criteria list for assessment of methodological quality of economic evaluations: Consensus on Health Economic Criteria. *Int J Technol Assess Health Care* 2005;**21**:240–5. <https://doi.org/10.1017/S0266462305050324>
48. Cohen J. A power primer. *Psychol Bull* 1992;**112**:155–9. <https://doi.org/10.1037/0033-2909.112.1.155>
49. Wan X, Wang W, Liu J, Tong T. Estimating the sample mean and standard deviation from the sample size, median, range and/or interquartile range. *BMC Med Res Methodol* 2014;**14**:135. <https://doi.org/10.1186/1471-2288-14-135>
50. Altman DG, Bland JM. How to obtain the confidence interval from a P value. *BMJ* 2011;**343**:d2090. <https://doi.org/10.1136/bmj.d2090>

51. Higgins JP, Thompson SG, Deeks JJ, Altman DG. Measuring inconsistency in meta-analyses. *BMJ* 2003;**327**:557–60. <https://doi.org/10.1136/bmj.327.7414.557>
52. Thomson H, Thomas S, Sellstrom E, Petticrew M. Housing improvements for health and associated socio-economic outcomes. *Cochrane Database Syst Rev* 2013;**2**:CD008657. <https://doi.org/10.1002/14651858.CD008657.pub2>
53. Sterne JA, Egger M. Funnel plots for detecting bias in meta-analysis: guidelines on choice of axis. *J Clin Epidemiol* 2001;**54**:1046–55. [https://doi.org/10.1016/S0895-4356\(01\)00377-8](https://doi.org/10.1016/S0895-4356(01)00377-8)
54. Abou-Haidar H, Abourbih S, Braganza D, Qaoud TA, Lee L, Carli F, et al. Enhanced recovery pathway for radical prostatectomy: implementation and evaluation in a universal healthcare system. *Can Urol Assoc J* 2014;**8**:418–23. <https://doi.org/10.5489/cuaj.2114>
55. Alvis BD, King AB, Pandharipande PP, Weavind LM, Avila K, Leisy PJ, et al. Creation and execution of a novel anesthesia perioperative care service at a Veterans Affairs Hospital. *Anesth Analg* 2017;**125**:1526–31. <https://doi.org/10.1213/ANE.0000000000001930>
56. Andersen J, Hjort-Jakobsen D, Christiansen PS, Kehlet H. Readmission rates after a planned hospital stay of 2 versus 3 days in fast-track colonic surgery. *Br J Surg* 2007;**94**:890–3. <https://doi.org/10.1002/bjs.5669>
57. Aragon D, Burton V, Byers JF, Cohen M. The effect of a critical pathway on patients' outcomes after carotid endarterectomy. *Am J Crit Care* 2002;**11**:250–8.
58. Arana M, Harper L, Qin H, Mabrey J. Reducing length of stay, direct cost, and readmissions in total joint arthroplasty patients with an outcomes manager-led interprofessional team. *Orthop Nurs* 2017;**36**:279–84. <https://doi.org/10.1097/NOR.0000000000000366>
59. Archibald LH, Ott MJ, Gale CM, Zhang J, Peters MS, Stroud GK. Enhanced recovery after colon surgery in a community hospital system. *Dis Colon Rectum* 2011;**54**:840–5. <https://doi.org/10.1007/DCR.0b013e31821645bd>
60. Arroyo A, Ramirez JM, Callejo D, Viñas X, Maeso S, Cabezali R, et al. Influence of size and complexity of the hospitals in an enhanced recovery programme for colorectal resection. *Int J Colorectal Dis* 2012;**27**:1637–44. <https://doi.org/10.1007/s00384-012-1497-4>
61. Auyong DB, Allen CJ, Pahang JA, Clabeaux JJ, MacDonald KM, Hanson NA. Reduced length of hospitalization in primary total knee arthroplasty patients using an updated Enhanced Recovery After Orthopedic Surgery (ERAS) Pathway. *J Arthroplasty* 2015;**30**:1705–9. <https://doi.org/10.1016/j.arth.2015.05.007>
62. Aviles C, Hockenberry M, Vrochides D, Iannitti D, Cochran A, Tezber K, et al. Perioperative care implementation: evidence-based practice for patients with pancreaticoduodenectomy using the Enhanced Recovery After Surgery Guidelines. *Clin J Oncol Nurs* 2017;**21**:466–72. <https://doi.org/10.1188/17.CJON.466-472>
63. Baack Kukreja JE, Kiernan M, Schempp B, Siebert A, Hontar A, Nelson B, et al. Quality Improvement in Cystectomy Care with Enhanced Recovery (QUICCER) study. *BJU Int* 2017;**119**:38–49. <https://doi.org/10.1111/bju.13521>
64. Balzano G, Zerbi A, Braga M, Rocchetti S, Beneduce AA, Di Carlo V. Fast-track recovery programme after pancreaticoduodenectomy reduces delayed gastric emptying. *Br J Surg* 2008;**95**:1387–93. <https://doi.org/10.1002/bjs.6324>
65. Barber C, Fraser JF, Mendez GG, Bradley B, Loftus TJ, Jacofsky DJ. The Halo effect: an unintended benefit of care pathways. *J Knee Surg* 2017;**30**:264–8. <https://doi.org/10.1055/s-0036-1584577>
66. Basse L, Thorbøl JE, Løssl K, Kehlet H. Colonic surgery with accelerated rehabilitation or conventional care. *Dis Colon Rectum* 2004;**47**:271–7. <https://doi.org/10.1007/s10350-003-0055-0>

67. Batsis JA, Naessens JM, Keegan MT, Huddleston PM, Wagie AE, Huddleston JM. Resource utilization of total knee arthroplasty patients cared for on specialty orthopedic surgery units. *J Hosp Med* 2008;**3**:218–27. <https://doi.org/10.1002/jhm.299>
68. Blind PJ, Andersson B, Tingstedt B, Bergenfeldt M, Andersson R, Lindell G, Stuesson C. Fast-track program for liver resection – factors prolonging length of stay. *Hepatogastroenterology* 2014;**61**:2340–4.
69. Braga M, Pecorelli N, Ariotti R, Capretti G, Greco M, Balzano G, *et al.* Enhanced recovery after surgery pathway in patients undergoing pancreaticoduodenectomy. *World J Surg* 2014;**38**:2960–6. <https://doi.org/10.1007/s00268-014-2653-5>
70. Brodner G, Van Aken H, Hertle L, Fobker M, Von Eckardstein A, Goeters C, *et al.* Multimodal perioperative management – combining thoracic epidural analgesia, forced mobilization, and oral nutrition – reduces hormonal and metabolic stress and improves convalescence after major urologic surgery. *Anesth Analg* 2001;**92**:1594–600. <https://doi.org/10.1097/0000539-200106000-00049>
71. Brunenberg DE, van Steyn MJ, Sluimer JC, Bekebrede LL, Bulstra SK, Joore MA. Joint recovery programme versus usual care: an economic evaluation of a clinical pathway for joint replacement surgery. *Med Care* 2005;**43**:1018–26. <https://doi.org/10.1097/01.mlr.0000178266.75744.35>
72. Cakir H, van Stijn MF, Lopes Cardozo AM, Langenhorst BL, Schreurs WH, van der Ploeg TJ, *et al.* Adherence to enhanced recovery after surgery and length of stay after colonic resection. *Colorectal Dis* 2013;**15**:1019–25. <https://doi.org/10.1111/codi.12200>
73. Cerruto MA, De Marco V, D’Elia C, Bizzotto L, De Marchi D, Cavalleri S, *et al.* Fast track surgery to reduce short-term complications following radical cystectomy and intestinal urinary diversion with Vescica Ileale Padovana neobladder: proposal for a tailored enhanced recovery protocol and preliminary report from a pilot study. *Urol Int* 2014;**92**:41–9. <https://doi.org/10.1159/000351312>
74. Chang PL, Wang TM, Huang ST, Hsieh ML, Chuang YC, Chang CH. Improvement of health outcomes after continued implementation of a clinical pathway for radical nephrectomy. *World J Urol* 2000;**18**:417–21. <https://doi.org/10.1007/s003450000158>
75. Chen CC, Chen CN, Lai IR, Huang GH, Saczynski JS, Inouye SK. Effects of a modified Hospital Elder Life Program on frailty in individuals undergoing major elective abdominal surgery. *J Am Geriatr Soc* 2014;**62**:261–8. <https://doi.org/10.1111/jgs.12651>
76. Chen CC, Lin MT, Tien YW, Yen CJ, Huang GH, Inouye SK. Modified hospital elder life program: effects on abdominal surgery patients. *J Am Coll Surg* 2011;**213**:245–52. <https://doi.org/10.1016/j.jamcollsurg.2011.05.004>
77. Chindhy SA, Edwards NM, Rajamanickam V, Lushaj EB, Lozonschi L, De Oliveira NC, *et al.* Acuity adaptable patient care unit system shortens length of stay and improves outcomes in adult cardiac surgery: University of Wisconsin experience. *Eur J Cardiothorac Surg* 2014;**46**:49–54. <https://doi.org/10.1093/ejcts/ezt582>
78. Christelis N, Wallace S, Sage CE, Babitu U, Liew S, Dugal J, *et al.* An enhanced recovery after surgery program for hip and knee arthroplasty. *Med J Aust* 2015;**202**:363–8. <https://doi.org/10.5694/mja14.00601>
79. Christensen HK, Thaysen HV, Rodt SÅ, Carlsson P, Laurberg S. Short hospital stay and low complication rate are possible with a fully implemented fast-track model after elective colonic surgery. *Eur Surg Res* 2011;**46**:156–61. <https://doi.org/10.1159/000324406>
80. Collins JW, Adding C, Hosseini A, Nyberg T, Pini G, Dey L, Wiklund PN. Introducing an enhanced recovery programme to an established totally intracorporeal robot-assisted radical cystectomy service. *Scand J Urol* 2016;**50**:39–46. <https://doi.org/10.3109/21681805.2015.1076514>

81. Cullen J, Bramley D, Armstrong D, Butler L, Rouse P, Ashton T. Increasing productivity, reducing cost and improving quality in elective surgery in New Zealand: the Waitemata District Health Board joint arthroplasty pilot. *Intern Med J* 2012;**42**:620–6. <https://doi.org/10.1111/j.1445-5994.2012.02815.x>
82. Cunningham KE, Zenati MS, Petrie JR, Steve JL, Hogg ME, Zeh HJ, Zureikat AH. A policy of omitting an intensive care unit stay after robotic pancreaticoduodenectomy is safe and cost-effective. *J Surg Res* 2016;**204**:8–14. <https://doi.org/10.1016/j.jss.2016.04.023>
83. Duplantier NL, Briski DC, Luce LT, Meyer MS, Ochsner JL, Chimento GF. The effects of a hospitalist comanagement model for joint arthroplasty patients in a teaching facility. *J Arthroplasty* 2016;**31**:567–72. <https://doi.org/10.1016/j.arth.2015.10.010>
84. Ehrlich A, Kellokumpu S, Wagner B, Kautiainen H, Kellokumpu I. Comparison of laparoscopic and open colonic resection within fast-track and traditional perioperative care pathways: clinical outcomes and in-hospital costs. *Scand J Surg* 2015;**104**:211–18. <https://doi.org/10.1177/1457496914557016>
85. El Baz N, Middel B, van Dijk JP, Boonstra PW, Reijneveld SA. Coronary artery bypass graft (CABG) surgery patients in a clinical pathway gained less in health-related quality of life as compared with patients who undergo CABG in a conventional-care plan. *J Eval Clin Pract* 2009;**15**:498–505. <https://doi.org/10.1111/j.1365-2753.2008.01051.x>
86. Emaminia A, Corcoran PC, Siegenthaler MP, Means M, Rasmussen S, Krause L, et al. The universal bed model for patient care improves outcome and lowers cost in cardiac surgery. *J Thorac Cardiovasc Surg* 2012;**143**:475–81. <https://doi.org/10.1016/j.jtcvs.2011.10.001>
87. Ender J, Borger MA, Scholz M, Funkat AK, Anwar N, Sommer M, et al. Cardiac surgery fast-track treatment in a postanesthetic care unit: six-month results of the Leipzig fast-track concept. *Anesthesiology* 2008;**109**:61–6. <https://doi.org/10.1097/ALN.0b013e31817881b3>
88. Esteban F, Cerdan FJ, Garcia-Alonso M, Sanz-Lopez R, Arroyo A, Ramirez JM, et al. A multicentre comparison of a fast track or conventional postoperative protocol following laparoscopic or open elective surgery for colorectal cancer surgery. *Colorectal Dis* 2014;**16**:134–40. <https://doi.org/10.1111/codi.12472>
89. Feo CV, Lanzara S, Sortini D, Ragazzi R, De Pinto M, Pansini GC, Liboni A. Fast track postoperative management after elective colorectal surgery: a controlled trial. *Am Surg* 2009;**75**:1247–51.
90. Galbraith JG, Fenelon C, Gibbons J, Kelly GA, Bennett D. Enhanced recovery in lower limb arthroplasty in the Irish setting. *Ir J Med Sci* 2017;**186**:687–91. <https://doi.org/10.1007/s11845-017-1571-6>
91. Garfinkle R, Boutros M, Ghitulescu G, Vasilevsky CA, Charlebois P, Liberman S, et al. Clinical and economic impact of an enhanced recovery pathway for open and laparoscopic rectal surgery. *J Laparoendosc Adv Surg Tech A* 2018;**28**:811–18. <https://doi.org/10.1089/lap.2017.0677>
92. Geltzeiler CB, Rotramel A, Wilson C, Deng L, Whiteford MH, Frankhouse J. Prospective study of colorectal enhanced recovery after surgery in a community hospital. *JAMA Surg* 2014;**149**:955–61. <https://doi.org/10.1001/jamasurg.2014.675>
93. Glassou EN, Pedersen AB, Hansen TB. Risk of re-admission, reoperation, and mortality within 90 days of total hip and knee arthroplasty in fast-track departments in Denmark from 2005 to 2011. *Acta Orthop* 2014;**85**:493–500. <https://doi.org/10.3109/17453674.2014.942586>
94. Gouvas N, Gogos-Pappas G, Tsimogiannis K, Tsimoyiannis E, Dervenis C, Xynos E. Implementation of fast-track protocols in open and laparoscopic sphincter-preserving rectal cancer surgery: a multicenter, comparative, prospective, non-randomized study. *Dig Surg* 2012;**29**:301–9. <https://doi.org/10.1159/000342554>

95. Gwynne-Jones DP, Martin G, Crane C. Enhanced recovery after surgery for hip and knee replacements. *Orthop Nurs* 2017;**36**:203–10. <https://doi.org/10.1097/NOR.0000000000000351>
96. Hansen TB, Bredtoft HK, Larsen K. Preoperative physical optimization in fast-track hip and knee arthroplasty. *Dan Med J* 2012;**59**:A4381.
97. Healy WL, Iorio R, Ko J, Appleby D, Lemos DW. Impact of cost reduction programs on short-term patient outcome and hospital cost of total knee arthroplasty. *J Bone Joint Surg Am* 2002;**84**:348–53. <https://doi.org/10.2106/00004623-200203000-00003>
98. Hennon MW, Kothari A, Maloney JD, Weigel T. Implementation of an acuity adaptable patient care unit is associated with improved outcomes after major pulmonary resections. *J Surg Res* 2011;**170**:e17–21. <https://doi.org/10.1016/j.jss.2011.04.029>
99. Hjort Jakobsen D, Sonne E, Basse L, Bisgaard T, Kehlet H. Convalescence after colonic resection with fast-track versus conventional care. *Scand J Surg* 2004;**93**:24–8. <https://doi.org/10.1177/145749690409300105>
100. Ho DM, Huo MH. Are critical pathways and implant standardization programs effective in reducing costs in total knee replacement operations? *J Am Coll Surg* 2007;**205**:97–100. <https://doi.org/10.1016/j.jamcollsurg.2007.03.009>
101. Huibers CJ, de Roos MA, Ong KH. The effect of the introduction of the ERAS protocol in laparoscopic total mesorectal excision for rectal cancer. *Int J Colorectal Dis* 2012;**27**:751–7. <https://doi.org/10.1007/s00384-011-1385-3>
102. Indrakusuma R, Dunker MS, Peetoom JJ, Schreurs WH. Evaluation of preoperative geriatric assessment of elderly patients with colorectal carcinoma. A retrospective study. *Eur J Surg Oncol* 2015;**41**:21–7. <https://doi.org/10.1016/j.ejso.2014.09.005>
103. Jakobsen DH, Sonne E, Andreasen J, Kehlet H. Convalescence after colonic surgery with fast-track vs conventional care. *Colorectal Dis* 2006;**8**:683–7. <https://doi.org/10.1111/j.1463-1318.2006.00995.x>
104. Joliat GR, Labgaa I, Hübner M, Blanc C, Griesser AC, Schäfer M, Demartines N. Cost-benefit analysis of the implementation of an enhanced recovery program in liver surgery. *World J Surg* 2016;**40**:2441–50. <https://doi.org/10.1007/s00268-016-3582-2>
105. Joliat GR, Labgaa I, Petermann D, Hübner M, Griesser AC, Demartines N, Schäfer M. Cost-benefit analysis of an enhanced recovery protocol for pancreaticoduodenectomy. *Br J Surg* 2015;**102**:1676–83. <https://doi.org/10.1002/bjs.9957>
106. Kagedan DJ, Devitt KS, Tremblay St-Germain A, Ramjaun A, Cleary SP, Wei AC. The economics of recovery after pancreatic surgery: detailed cost minimization analysis of an enhanced recovery program. *HPB* 2017;**19**:1026–33. <https://doi.org/10.1016/j.hpb.2017.07.013>
107. Kaibori M, Matsui K, Ishizaki M, Iida H, Yoshii K, Asano H, Kon M. Effects of implementing an 'enhanced recovery after surgery' program on patients undergoing resection of hepatocellular carcinoma. *Surg Today* 2017;**47**:42–51. <https://doi.org/10.1007/s00595-016-1344-2>
108. Keane C, Savage S, McFarlane K, Seigne R, Robertson G, Eglinton T. Enhanced recovery after surgery versus conventional care in colonic and rectal surgery. *ANZ J Surg* 2012;**82**:697–703. <https://doi.org/10.1111/j.1445-2197.2012.06139.x>
109. Kennedy EP, Rosato EL, Sauter PK, Rosenberg LM, Doria C, Marino IR, *et al.* Initiation of a critical pathway for pancreaticoduodenectomy at an academic institution – the first step in multidisciplinary team building. *J Am Coll Surg* 2007;**204**:917–23. <https://doi.org/10.1016/j.jamcollsurg.2007.01.057>

110. Kim HE, Kim YH, Song KB, Chung YS, Hwang S, Lee YJ, *et al.* Impact of critical pathway implementation on hospital stay and costs in patients undergoing pancreaticoduodenectomy. *Korean J Hepatobiliary Pancreat Surg* 2014;**18**:14–20. <https://doi.org/10.14701/kjhbps.2014.18.1.14>
111. Kobayashi S, Ooshima R, Koizumi S, Katayama M, Sakurai J, Watanabe T, *et al.* Perioperative care with fast-track management in patients undergoing pancreaticoduodenectomy. *World J Surg* 2014;**38**:2430–7. <https://doi.org/10.1007/s00268-014-2548-5>
112. Krummenauer F, Guenther KP, Kirschner S. Cost-effectiveness of total knee arthroplasty from a health care providers' perspective before and after introduction of an interdisciplinary clinical pathway – is investment always improvement? *BMC Health Serv Res* 2011;**11**:338. <https://doi.org/10.1186/1472-6963-11-338>
113. Larsen K, Hansen TB, Søballe K. Hip arthroplasty patients benefit from accelerated perioperative care and rehabilitation: a quasi-experimental study of 98 patients. *Acta Orthop* 2008;**79**:624–30. <https://doi.org/10.1080/17453670810016632>
114. Larsen K, Hvass KE, Hansen TB, Thomsen PB, Søballe K. Effectiveness of accelerated perioperative care and rehabilitation intervention compared to current intervention after hip and knee arthroplasty. A before-after trial of 247 patients with a 3-month follow-up. *BMC Musculoskelet Disord* 2008;**9**:59. <https://doi.org/10.1186/1471-2474-9-59>
115. Lee L, Li C, Robert N, Latimer E, Carli F, Mulder DS, *et al.* Economic impact of an enhanced recovery pathway for oesophagectomy. *Br J Surg* 2013;**100**:1326–34. <https://doi.org/10.1002/bjs.9224>
116. Lee L, Mata J, Ghitulescu GA, Boutros M, Charlebois P, Stein B, *et al.* Cost-effectiveness of enhanced recovery versus conventional perioperative management for colorectal surgery. *Ann Surg* 2015;**262**:1026–33. <https://doi.org/10.1097/SLA.0000000000001019>
117. Li C, Carli F, Lee L, Charlebois P, Stein B, Liberman AS, *et al.* Impact of a trimodal prehabilitation program on functional recovery after colorectal cancer surgery: a pilot study. *Surg Endosc* 2013;**27**:1072–82. <https://doi.org/10.1007/s00464-012-2560-5>
118. Li C, Ferri LE, Mulder DS, Ncuti A, Neville A, Lee L, *et al.* An enhanced recovery pathway decreases duration of stay after esophagectomy. *Surgery* 2012;**152**:606–14. <https://doi.org/10.1016/j.surg.2012.07.021>
119. Lin PC, Hung SH, Wu HF, Hsu HC, Chu CY, Su SJ. The effects of a care map for total knee replacement patients. *J Clin Nurs* 2011;**20**:3119–27. <https://doi.org/10.1111/j.1365-2702.2011.03804.x>
120. Lin YK, Su JY, Lin GT, Tien YC, Chien SS, Lin CJ, *et al.* Impact of a clinical pathway for total knee arthroplasty. *Kaohsiung J Med Sci* 2002;**18**:134–40.
121. Loftus T, Agee C, Jaffe R, Tao J, Jacofsky DJ. A simplified pathway for total knee arthroplasty improves outcomes. *J Knee Surg* 2014;**27**:221–8. <https://doi.org/10.1055/s-0033-1360657>
122. Madani A, Fiore JF, Wang Y, Bejjani J, Sivakumaran L, Mata J, *et al.* An enhanced recovery pathway reduces duration of stay and complications after open pulmonary lobectomy. *Surgery* 2015;**158**:899–908. <https://doi.org/10.1016/j.surg.2015.04.046>
123. Marcantuono R, Gutsche J, Burke-Julien M, Anwaruddin S, Augoustides JG, Jones D, *et al.* Rationale, development, implementation, and initial results of a fast track protocol for transfemoral transcatheter aortic valve replacement (TAVR). *Catheter Cardiovasc Interv* 2015;**85**:648–54. <https://doi.org/10.1002/ccd.25749>
124. Martin TD, Lorenz T, Ferraro J, Chagin K, Lampman RM, Emery KL, *et al.* Newly implemented enhanced recovery pathway positively impacts hospital length of stay. *Surg Endosc* 2016;**30**:4019–28. <https://doi.org/10.1007/s00464-015-4714-8>

125. Maruyama R, Miyake T, Kojo M, Aoki Y, Suemitsu R, Okamoto T, *et al.* Establishment of a clinical pathway as an effective tool to reduce hospitalization and charges after video-assisted thoracoscopic pulmonary resection. *Jpn J Thorac Cardiovasc Surg* 2006;**54**:387–90. <https://doi.org/10.1007/s11748-006-0014-5>
126. Marx C, Rasmussen T, Jakobsen DH, Ottosen C, Lundvall L, Ottesen B, *et al.* The effect of accelerated rehabilitation on recovery after surgery for ovarian malignancy. *Acta Obstet Gynecol Scand* 2006;**85**:488–92. <https://doi.org/10.1080/00016340500408325>
127. Melbert RB, Kimmins MH, Isler JT, Billingham RP, Lawton D, Salvadalena G, *et al.* Use of a critical pathway for colon resections. *J Gastrointest Surg* 2002;**6**:745–52. [https://doi.org/10.1016/S1091-255X\(02\)00038-0](https://doi.org/10.1016/S1091-255X(02)00038-0)
128. Mohn AC, Bernardshaw SV, Ristesund SM, Hovde Hansen PE, Røkke O. Enhanced recovery after colorectal surgery. Results from a prospective observational two-centre study. *Scand J Surg* 2009;**98**:155–9. <https://doi.org/10.1177/145749690909800305>
129. Moon MC, Abdoh A, Hamilton GA, Lindsay WG, Duke PC, Pascoe EA, Del Rizzo DF. Safety and efficacy of fast track in patients undergoing coronary artery bypass surgery. *J Card Surg* 2001;**16**:319–26. <https://doi.org/10.1111/j.1540-8191.2001.tb00528.x>
130. Morales Soriano R, Esteve Pérez N, Tejada Gavela S, Cuadrado García Á, Rodríguez Pino JC, Morón Canis JM, *et al.* Outcomes of an enhanced recovery after surgery programme for pancreaticoduodenectomy. *Cir Esp* 2015;**93**:509–15. <https://doi.org/10.1016/j.ciresp.2015.04.009>
131. Nabhani J, Ahmadi H, Schuckman AK, Cai J, Miranda G, Djaladat H, Daneshmand S. Cost analysis of the enhanced recovery after surgery protocol in patients undergoing radical cystectomy for bladder cancer. *Eur Urol Focus* 2016;**2**:92–6. <https://doi.org/10.1016/j.euf.2015.06.009>
132. Nagata Y, Masuda A, Suzuki Y. Impact of a clinical pathway in cases of transurethral resection of the prostate. *Tokai J Exp Clin Med* 2007;**32**:54–8.
133. Nelson G, Kiyang LN, Chuck A, Thanh NX, Gramlich LM. Cost impact analysis of enhanced recovery after surgery program implementation in Alberta colon cancer patients. *Curr Oncol* 2016;**23**:e221–7. <https://doi.org/10.3747/co.23.2980>
134. Nelson G, Kiyang LN, Crumley ET, Chuck A, Nguyen T, Faris P, *et al.* Implementation of Enhanced Recovery After Surgery (ERAS) across a provincial healthcare system: the ERAS Alberta Colorectal Surgery Experience. *World J Surg* 2016;**40**:1092–103. <https://doi.org/10.1007/s00268-016-3472-7>
135. Nikfarjam M, Weinberg L, Low N, Fink MA, Muralidharan V, Houli N, *et al.* A fast track recovery program significantly reduces hospital length of stay following uncomplicated pancreaticoduodenectomy. *JOP* 2013;**14**:63–70. <https://doi.org/10.6092/1590-8577/1223>
136. Nussbaum DP, Penne K, Stinnett SS, Speicher PJ, Cocieru A, Blazer DG, *et al.* A standardized care plan is associated with shorter hospital length of stay in patients undergoing pancreaticoduodenectomy. *J Surg Res* 2015;**193**:237–45. <https://doi.org/10.1016/j.jss.2014.06.036>
137. Nygren J, Hausel J, Kehlet H, Revhaug A, Lassen K, Dejong C, *et al.* A comparison in five European centres of case mix, clinical management and outcomes following either conventional or fast-track perioperative care in colorectal surgery. *Clin Nutr* 2005;**24**:455–61. <https://doi.org/10.1016/j.clnu.2005.02.003>
138. Nygren J, Soop M, Thorell A, Hausel J, Ljungqvist O, ERAS Group. An enhanced-recovery protocol improves outcome after colorectal resection already during the first year: a single-centre experience in 168 consecutive patients. *Dis Colon Rectum* 2009;**52**:978–85. <https://doi.org/10.1007/DCR.0b013e31819f1416>

139. Okamura K, Nojiri Y, Tanaka Y, Nagae H, Arai Y, Matsuda T, *et al.* Changes in perioperative management of radical prostatectomy using clinical pathways according to a standardized care plan: a multi-institutional study. *Int J Urol* 2013;**20**:337–43. <https://doi.org/10.1111/j.1442-2042.2012.03191.x>
140. Oldmeadow LB, McBurney H, Robertson VJ, Kimmel L, Elliott B. Targeted postoperative care improves discharge outcome after hip or knee arthroplasty. *Arch Phys Med Rehabil* 2004;**85**:1424–7. <https://doi.org/10.1016/j.apmr.2003.12.028>
141. Olsson LE, Hansson E, Ekman I. Evaluation of person-centred care after hip replacement—a controlled before-and-after study on the effects of fear of movement and self-efficacy compared to standard care. *BMC Nurs* 2016;**15**:53. <https://doi.org/10.1186/s12912-016-0173-3>
142. Olsson LE, Karlsson J, Berg U, Kärrholm J, Hansson E. Person-centred care compared with standardized care for patients undergoing total hip arthroplasty – a quasi-experimental study. *J Orthop Surg Res* 2014;**9**:95. <https://doi.org/10.1186/s13018-014-0095-2>
143. Opasich C, Patrignani A, Mazza A, Gualco A, Cobelli F, Pinna GD. An elderly-centered, personalized, physiotherapy program early after cardiac surgery. *Eur J Cardiovasc Prev Rehabil* 2010;**17**:582–7. <https://doi.org/10.1097/HJR.0b013e3283394977>
144. Ota H, Ikenaga M, Hasegawa J, Murata K, Miyake Y, Mizushima T, *et al.* Safety and efficacy of an ‘enhanced recovery after surgery’ protocol for patients undergoing colon cancer surgery: a multi-institutional controlled study. *Surg Today* 2017;**47**:668–75. <https://doi.org/10.1007/s00595-016-1423-4>
145. Ovaere S, Boscart I, Parmentier I, Steelant PJ, Gabriel T, Allewaert J, *et al.* The effectiveness of a clinical pathway in liver surgery: a case–control study. *J Gastrointest Surg* 2018;**22**:684–94. <https://doi.org/10.1007/s11605-017-3653-1>
146. Paci P, Madani A, Lee L, Mata J, Mulder DS, Spicer J, *et al.* Economic impact of an enhanced recovery pathway for lung resection. *Ann Thorac Surg* 2017;**104**:950–7. <https://doi.org/10.1016/j.athoracsur.2017.05.085>
147. Pape B, Thiessen PS, Jakobsen F, Hansen TB. Interprofessional collaboration may pay off: introducing a collaborative approach in an orthopaedic ward. *J Interprof Care* 2013;**27**:496–500. <https://doi.org/10.3109/13561820.2013.808611>
148. Pearson S, Moraw I, Maddern GJ. Clinical pathway management of total knee arthroplasty: a retrospective comparative study. *Aust N Z J Surg* 2000;**70**:351–4. <https://doi.org/10.1046/j.1440-1622.2000.01819.x>
149. Pearson SD, Kleefield SF, Soukop JR, Cook EF, Lee TH. Critical pathways intervention to reduce length of hospital stay. *Am J Med* 2001;**110**:175–80. [https://doi.org/10.1016/S0002-9343\(00\)00705-1](https://doi.org/10.1016/S0002-9343(00)00705-1)
150. Pecorelli N, Capretti G, Balzano G, Castoldi R, Maspero M, Beretta L, Braga M. Enhanced recovery pathway in patients undergoing distal pancreatectomy: a case-matched study. *HPB* 2017;**19**:270–8. <https://doi.org/10.1016/j.hpb.2016.10.014>
151. Pędziwiatr M, Wierdak M, Nowakowski M, Pisarska M, Stanek M, Kisielewski M, *et al.* Cost minimization analysis of laparoscopic surgery for colorectal cancer within the enhanced recovery after surgery (ERAS) protocol: a single-centre, case-matched study. *Wideochir Inne Tech Maloinwazyjne* 2016;**11**:14–21. <https://doi.org/10.5114/wiitm.2016.58617>
152. Pellegrino L, Lois F, Remue C, Forget P, Crispin B, Leonard D, *et al.* Insights into fast-track colon surgery: a plea for a tailored program. *Surg Endosc* 2013;**27**:1178–85. <https://doi.org/10.1007/s00464-012-2572-1>

153. Persson B, Carringer M, Andrén O, Andersson SO, Carlsson J, Ljungqvist O. Initial experiences with the enhanced recovery after surgery (ERAS) protocol in open radical cystectomy. *Scand J Urol* 2015;**49**:302–7. <https://doi.org/10.3109/21681805.2015.1004641>
154. Poon JT, Fan JK, Lo OS, Law WL. Enhanced recovery program in laparoscopic colectomy for cancer. *Int J Colorectal Dis* 2011;**26**:71–7. <https://doi.org/10.1007/s00384-010-1059-6>
155. Raphael M, Jaeger M, van Vlymen J. Easily adoptable total joint arthroplasty program allows discharge home in two days. *Can J Anaesth* 2011;**58**:902–10. <https://doi.org/10.1007/s12630-011-9565-8>
156. Raue W, Haase O, Junghans T, Scharfenberg M, Müller JM, Schwenk W. 'Fast-track' multimodal rehabilitation program improves outcome after laparoscopic sigmoidectomy: a controlled prospective evaluation. *Surg Endosc* 2004;**18**:1463–8. <https://doi.org/10.1007/s00464-003-9238-y>
157. Renkawitz T, Rieder T, Handel M, Koller M, Drescher J, Bonnlaender G, et al. Comparison of two accelerated clinical pathways – after total knee replacement how fast can we really go? *Clin Rehabil* 2010;**24**:230–9. <https://doi.org/10.1177/0269215509353267>
158. Rivas JG, Gregorio SAY, Ledo JC, Orejon RU, Doslada P, Sebastian J, et al. Early recovery protocol in patients undergoing laparoscopic radical cystectomy. *Urol Sci* 2017;**28**:2–5. <https://doi.org/10.1016/j.urols.2015.01.006>
159. Roulin D, Donadini A, Gander S, Griesser AC, Blanc C, Hübner M, et al. Cost-effectiveness of the implementation of an enhanced recovery protocol for colorectal surgery. *Br J Surg* 2013;**100**:1108–14. <https://doi.org/10.1002/bjs.9184>
160. Saar M, Ohlmann CH, Siemer S, Lehmann J, Becker F, Stöckle M, Kamradt J. Fast-track rehabilitation after robot-assisted laparoscopic cystectomy accelerates postoperative recovery. *BJU Int* 2013;**112**:E99–106. <https://doi.org/10.1111/j.1464-410X.2012.11473.x>
161. Salati M, Brunelli A, Xiumè F, Refai M, Pompili C, Sabbatini A. Does fast-tracking increase the readmission rate after pulmonary resection? A case-matched study. *Eur J Cardiothorac Surg* 2012;**41**:1083–7. <https://doi.org/10.1093/ejcts/ezr171>
162. Salvans S, Gil-Egea MJ, Pera M, Lorente L, Cots F, Pascual M, et al. [Multimodal rehabilitation program in elective colorectal surgery: Impact on hospital costs.] *Cir Esp* 2013;**91**:638–44. <https://doi.org/10.1016/j.ciresp.2013.01.010>
163. Sammour T, Zargar-Shoshtari K, Bhat A, Kahokehr A, Hill AG. A programme of Enhanced Recovery After Surgery (ERAS) is a cost-effective intervention in elective colonic surgery. *N Z Med J* 2010;**123**:61–70.
164. Savikko J, Ilmakunnas M, Mäkisalo H, Nordin A, Isoniemi H. Enhanced recovery protocol after liver resection. *Br J Surg* 2015;**102**:1526–32. <https://doi.org/10.1002/bjs.9912>
165. Schwarzbach MH, Ronellenfitch U, Wang Q, Rössner ED, Denz C, Post S, Hohenberger P. Effects of a clinical pathway for video-assisted thoracoscopic surgery (VATS) on quality and cost of care. *Langenbecks Arch Surg* 2010;**395**:333–40. <https://doi.org/10.1007/s00423-009-0507-7>
166. Shargall Y, Hanna WC, Schneider L, Schieman C, Finley CJ, Tran A, et al. The Integrated Comprehensive Care Program: a novel home care initiative after major thoracic surgery. *Semin Thorac Cardiovasc Surg* 2016;**28**:574–82. <https://doi.org/10.1053/j.semtcvs.2015.12.003>
167. So JB, Lim ZL, Lin HA, Ti TK. Reduction of hospital stay and cost after the implementation of a clinical pathway for radical gastrectomy for gastric cancer. *Gastric Cancer* 2008;**11**:81–5. <https://doi.org/10.1007/s10120-008-0458-7>

168. Stephen AE, Berger DL. Shortened length of stay and hospital cost reduction with implementation of an accelerated clinical care pathway after elective colon resection. *Surgery* 2003;**133**:277–82. <https://doi.org/10.1067/msy.2003.19>
169. Stowers MD, Manuopangai L, Hill AG, Gray JR, Coleman B, Munro JT. Enhanced recovery after surgery in elective hip and knee arthroplasty reduces length of hospital stay. *ANZ J Surg* 2016;**86**:475–9. <https://doi.org/10.1111/ans.13538>
170. Sugi M, Matsuda T, Yoshida T, Taniguchi H, Mishima T, Yanishi M, *et al.* Introduction of an enhanced recovery after surgery protocol for robot-assisted laparoscopic radical prostatectomy. *Urol Int* 2017;**99**:194–200. <https://doi.org/10.1159/000457805>
171. Talatzko S, Deprey SM, Hager N. Comprehensive facility-wide approach improves outcomes after lower extremity surgical arthroplasty in an acute care hospital. *J Healthc Qual* 2014;**36**:17–27. <https://doi.org/10.1111/jhq.12000>
172. Tarin T, Feifer A, Kimm S, Chen L, Sjoberg D, Coleman J, Russo P. Impact of a common clinical pathway on length of hospital stay in patients undergoing open and minimally invasive kidney surgery. *J Urol* 2014;**191**:1225–30. <https://doi.org/10.1016/j.juro.2013.11.030>
173. Teeuwen PH, Bleichrodt RP, de Jong PJ, van Goor H, Bremers AJ. Enhanced recovery after surgery versus conventional perioperative care in rectal surgery. *Dis Colon Rectum* 2011;**54**:833–9. <https://doi.org/10.1007/DCR.0b013e318216067d>
174. Thanh NX, Chuck AW, Wasylak T, Lawrence J, Faris P, Ljungqvist O, *et al.* An economic evaluation of the Enhanced Recovery After Surgery (ERAS) multisite implementation program for colorectal surgery in Alberta. *Can J Surg* 2016;**59**:415–21. <https://doi.org/10.1503/cjs.006716>
175. Thomas K. Clinical pathway for hip and knee arthroplasty. *Physiotherapy* 2003;**89**:603–9. [https://doi.org/10.1016/S0031-9406\(05\)60059-4](https://doi.org/10.1016/S0031-9406(05)60059-4)
176. van Dam RM, Hendry PO, Coolsen MM, Bemelmans MH, Lassen K, Revhaug A, *et al.* Initial experience with a multimodal enhanced recovery programme in patients undergoing liver resection. *Br J Surg* 2008;**95**:969–75. <https://doi.org/10.1002/bjs.6227>
177. van der Kolk M, van den Boogaard M, Becking-Verhaar F, Custers H, van der Hoeven H, Pickkers P, van Laarhoven K. Implementation and evaluation of a clinical pathway for pancreaticoduodenectomy procedures: a prospective cohort study. *J Gastrointest Surg* 2017;**21**:1428–41. <https://doi.org/10.1007/s11605-017-3459-1>
178. Vanhaecht K, Sermeus W, Tuerlinckx G, Witters I, Vandenneucker H, Bellemans J. Development of a clinical pathway for total knee arthroplasty and the effect on length of stay and in-hospital functional outcome. *Acta Orthop Belg* 2005;**71**:439–44.
179. Vanounou T, Pratt W, Fischer JE, Vollmer CM, Callery MP. Deviation-based cost modeling: a novel model to evaluate the clinical and economic impact of clinical pathways. *J Am Coll Surg* 2007;**204**:570–9. <https://doi.org/10.1016/j.jamcollsurg.2007.01.025>
180. Vignali A, Elmore U, Cossu A, Lemma M, Cali B, de Nardi P, Rosati R. Enhanced recovery after surgery (ERAS) pathway vs traditional care in laparoscopic rectal resection: a single-center experience. *Tech Coloproctol* 2016;**20**:559–66. <https://doi.org/10.1007/s10151-016-1497-4>
181. Walter FL, Bass N, Bock G, Markel DC. Success of clinical pathways for total joint arthroplasty in a community hospital. *Clin Orthop Relat Res* 2007;**457**:133–7. <https://doi.org/10.1097/01.blo.0000246567.88585.0a>
182. Wichmann MW, Eben R, Angele MK, Brandenburg F, Goetz AE, Jauch KW. Fast-track rehabilitation in elective colorectal surgery patients: a prospective clinical and immunological single-centre study. *ANZ J Surg* 2007;**77**:502–7. <https://doi.org/10.1111/j.1445-2197.2007.04138.x>

183. Wilches C, Sulbarán JD, Fernández JE, Gisbert JM, Bausili JM, Pelfort X. Fast-track recovery technique applied to primary total hip and knee replacement surgery. Analysis of costs and complications. *Rev Esp Cir Ortop Traumatol* 2017;**61**:111–16. <https://doi.org/10.1016/j.recote.2017.02.004>
184. Williamsson C, Karlsson N, Stureson C, Lindell G, Andersson R, Tingstedt B. Impact of a fast-track surgery programme for pancreaticoduodenectomy. *Br J Surg* 2015;**102**:1133–41. <https://doi.org/10.1002/bjs.9856>
185. Yamada T, Hayashi T, Cho H, Yoshikawa T, Taniguchi H, Fukushima R, Tsuburaya A. Usefulness of enhanced recovery after surgery protocol as compared with conventional perioperative care in gastric surgery. *Gastric Cancer* 2012;**15**:34–41. <https://doi.org/10.1007/s10120-011-0057-x>
186. Yanatori M, Tomita S, Miura Y, Ueno Y. Feasibility of the fast-track recovery program after cardiac surgery in Japan. *Gen Thorac Cardiovasc Surg* 2007;**55**:445–9. <https://doi.org/10.1007/s11748-007-0162-2>
187. Yueh B, Weaver EM, Bradley EH, Krumholz HM, Heagerty P, Conley A, Sasaki CT. A critical evaluation of critical pathways in head and neck cancer. *Arch Otolaryngol Head Neck Surg* 2003;**129**:89–95. <https://doi.org/10.1001/archotol.129.1.89>
188. Yui R, Satoi S, Toyokawa H, Yanagimoto H, Yamamoto T, Hirooka S, *et al.* Less morbidity after introduction of a new departmental policy for patients who undergo open distal pancreatectomy. *J Hepatobiliary Pancreat Sci* 2014;**21**:72–7. <https://doi.org/10.1002/jhbp.4>
189. Zargar-Shoshtari K, Connolly AB, Israel LH, Hill AG. Fast-track surgery may reduce complications following major colonic surgery. *Dis Colon Rectum* 2008;**51**:1633–40. <https://doi.org/10.1007/s10350-008-9386-1>
190. Zargar-Shoshtari K, Paddison JS, Booth RJ, Hill AG. A prospective study on the influence of a fast-track program on postoperative fatigue and functional recovery after major colonic surgery. *J Surg Res* 2009;**154**:330–5. <https://doi.org/10.1016/j.jss.2008.06.023>
191. Abu Hilal M, Di Fabio F, Badran A, Alsaati H, Clarke H, Fecher I, *et al.* Implementation of enhanced recovery programme after pancreatoduodenectomy: a single-centre UK pilot study. *Pancreatology* 2013;**13**:58–62. <https://doi.org/10.1016/j.pan.2012.11.312>
192. Anderson AD, McNaught CE, MacFie J, Tring I, Barker P, Mitchell CJ. Randomized clinical trial of multimodal optimization and standard perioperative surgical care. *Br J Surg* 2003;**90**:1497–504. <https://doi.org/10.1002/bjs.4371>
193. Arthur HM, Daniels C, McKelvie R, Hirsh J, Rush B. Effect of a preoperative intervention on preoperative and postoperative outcomes in low-risk patients awaiting elective coronary artery bypass graft surgery. A randomized, controlled trial. *Ann Intern Med* 2000;**133**:253–62. <https://doi.org/10.7326/0003-4819-133-4-200008150-00007>
194. Arumainayagam N, McGrath J, Jefferson KP, Gillatt DA. Introduction of an enhanced recovery protocol for radical cystectomy. *BJU Int* 2008;**101**:698–701. <https://doi.org/10.1111/j.1464-410X.2007.07319.x>
195. Barlow D, Masud S, Rhee SJ, Ganapathi M, Andrews G. The effect of the creation of a ring-fenced orthopaedic ward on length of stay for elective arthroplasty patients. *Surgeon* 2013;**11**:82–6. <https://doi.org/10.1016/j.surge.2012.03.001>
196. Borgwardt L, Zerahn B, Bliddal H, Christiansen C, Sylvest J, Borgwardt A. Similar clinical outcome after unicompartmental knee arthroplasty using a conventional or accelerated care program: a randomized, controlled study of 40 patients. *Acta Orthop* 2009;**80**:334–7. <https://doi.org/10.3109/17453670903035559>

197. Brunelli A, Thomas C, Dinesh P, Lumb A. Enhanced recovery pathway versus standard care in patients undergoing video-assisted thoracoscopic lobectomy. *J Thorac Cardiovasc Surg* 2017;**154**:2084–90. <https://doi.org/10.1016/j.jtcvs.2017.06.037>
198. Carli F, Charlebois P, Stein B, Feldman L, Zavorsky G, Kim DJ, *et al.* Randomised clinical trial of prehabilitation in colorectal surgery. *Br J Surg* 2010;**97**:1187–97. <https://doi.org/10.1002/bjs.7102>
199. Chen CC, Li HC, Liang JT, Lai IR, Purnomo JDT, Yang YT, *et al.* Effect of a modified hospital elder life program on delirium and length of hospital stay in patients undergoing abdominal surgery: a cluster randomized clinical trial. *JAMA Surg* 2017;**152**:827–34. <https://doi.org/10.1001/jamasurg.2017.1083>
200. Crowe J, Henderson J. Pre-arthroplasty rehabilitation is effective in reducing hospital stay. *Can J Occup Ther* 2003;**70**:88–96. <https://doi.org/10.1177/000841740307000204>
201. Dasari BV, Rahman R, Khan S, Bennett D, Hodson J, Isaac J, *et al.* Safety and feasibility of an enhanced recovery pathway after a liver resection: prospective cohort study. *HPB* 2015;**17**:700–6. <https://doi.org/10.1111/hpb.12447>
202. den Hertog A, Gliesche K, Timm J, Mühlbauer B, Zebrowski S. Pathway-controlled fast-track rehabilitation after total knee arthroplasty: a randomized prospective clinical study evaluating the recovery pattern, drug consumption, and length of stay. *Arch Orthop Trauma Surg* 2012;**132**:1153–63. <https://doi.org/10.1007/s00402-012-1528-1>
203. Dhruva Rao PK, Howells S, Haray PN. Does an enhanced recovery programme add value to laparoscopic colorectal resections? *Int J Colorectal Dis* 2015;**30**:1473–7. <https://doi.org/10.1007/s00384-015-2320-9>
204. Dronkers JJ, Lamberts H, Reutelingsperger IM, Naber RH, Dronkers-Landman CM, Veldman A, van Meeteren NL. Preoperative therapeutic programme for elderly patients scheduled for elective abdominal oncological surgery: a randomized controlled pilot study. *Clin Rehabil* 2010;**24**:614–22. <https://doi.org/10.1177/0269215509358941>
205. Dunne DF, Jack S, Jones RP, Jones L, Lythgoe DT, Malik HZ, *et al.* Randomized clinical trial of prehabilitation before planned liver resection. *Br J Surg* 2016;**103**:504–12. <https://doi.org/10.1002/bjs.10096>
206. Dwyer AJ, Tarassoli P, Thomas W, Porter P. Enhanced recovery program in total hip arthroplasty. *Indian J Orthop* 2012;**46**:407–12. <https://doi.org/10.4103/0019-5413.98829>
207. Ellis G, Spiers M, Coutts S, Fairburn P, McCracken L. Preoperative assessment in the elderly: evaluation of a new clinical service. *Scott Med J* 2012;**57**:212–16. <https://doi.org/10.1258/smj.2012.012120>
208. Fleming IO, Garratt C, Guha R, Desai J, Chaubey S, Wang Y, *et al.* Aggregation of marginal gains in cardiac surgery: feasibility of a perioperative care bundle for enhanced recovery in cardiac surgical patients. *J Cardiothorac Vasc Anesth* 2016;**30**:665–70. <https://doi.org/10.1053/j.jvca.2016.01.017>
209. Forsmo HM, Pfeffer F, Rasdal A, Østgaard G, Mohn AC, Körner H, Erichsen C. Compliance with enhanced recovery after surgery criteria and preoperative and postoperative counselling reduces length of hospital stay in colorectal surgery: results of a randomized controlled trial. *Colorectal Dis* 2016;**18**:603–11. <https://doi.org/10.1111/codi.13253>
210. Furze G, Dumville JC, Miles JN, Irvine K, Thompson DR, Lewin RJ. 'Prehabilitation' prior to CABG surgery improves physical functioning and depression. *Int J Cardiol* 2009;**132**:51–8. <https://doi.org/10.1016/j.ijcard.2008.06.001>

211. García-Botello S, Cánovas de Lucas R, Tornero C, Escamilla B, Espí-Macías A, Esclapez-Valero P, *et al.* [Implementation of a perioperative multimodal rehabilitation protocol in elective colorectal surgery. A prospective randomised controlled study.] *Cir Esp* 2011;**89**:159–66. <https://doi.org/10.1016/j.ciresp.2010.12.004>
212. Gatenby PA, Shaw C, Hine C, Scholtes S, Koutra M, Andrew H, *et al.* Retrospective cohort study of an enhanced recovery programme in oesophageal and gastric cancer surgery. *Ann R Coll Surg Engl* 2015;**97**:502–7. <https://doi.org/10.1308/003588415X14181254789880>
213. Gatt M, Anderson AD, Reddy BS, Hayward-Sampson P, Tring IC, MacFie J. Randomized clinical trial of multimodal optimization of surgical care in patients undergoing major colonic resection. *Br J Surg* 2005;**92**:1354–62. <https://doi.org/10.1002/bjs.5187>
214. Gillis C, Li C, Lee L, Awasthi R, Augustin B, Gamsa A, *et al.* Prehabilitation versus rehabilitation: a randomized control trial in patients undergoing colorectal resection for cancer. *Anaesthesiology* 2014;**121**:937–47. <https://doi.org/10.1097/ALN.0000000000000393>
215. Goodman H, Parsons A, Davison J, Preedy M, Peters E, Shuldham C, *et al.* A randomised controlled trial to evaluate a nurse-led programme of support and lifestyle management for patients awaiting cardiac surgery 'Fit for surgery: Fit for life' study. *Eur J Cardiovasc Nurs* 2008;**7**:189–95. <https://doi.org/10.1016/j.ejcnurse.2007.11.001>
216. Gordon D, Malhas A, Goubran A, Subramanian P, Messer C, Houlihan-Burne D. Implementing the Rapid Recovery Program in primary hip and knee arthroplasty in a UK state run hospital. *Eur J Orthop Surg Tr* 2011;**21**:151–8. <https://doi.org/10.1007/s00590-010-0690-9>
217. Gralla O, Haas F, Knoll N, Hadzidiakos D, Tullmann M, Romer A, *et al.* Fast-track surgery in laparoscopic radical prostatectomy: basic principles. *World J Urol* 2007;**25**:185–91. <https://doi.org/10.1007/s00345-006-0139-2>
218. Harari D, Hopper A, Dhesi J, Babic-Illman G, Lockwood L, Martin F. Proactive care of older people undergoing surgery ('POPS'): designing, embedding, evaluating and funding a comprehensive geriatric assessment service for older elective surgical patients. *Age Ageing* 2007;**36**:190–6. <https://doi.org/10.1093/ageing/afl163>
219. Hempenius L, Slaets JP, van Asselt D, de Bock TH, Wiggers T, van Leeuwen BL. Long term outcomes of a geriatric liaison intervention in frail elderly cancer patients. *PLOS ONE* 2016;**11**:e0143364. <https://doi.org/10.1371/journal.pone.0143364>
220. Hempenius L, Slaets JP, van Asselt D, de Bock GH, Wiggers T, van Leeuwen BL. Outcomes of a geriatric liaison intervention to prevent the development of postoperative delirium in frail elderly cancer patients: report on a multicentre, randomized, controlled trial. *PLOS ONE* 2013;**8**:e64834. <https://doi.org/10.1371/journal.pone.0064834>
221. Hoogeboom TJ, Dronkers JJ, van den Ende CH, Oosting E, van Meeteren NL. Preoperative therapeutic exercise in frail elderly scheduled for total hip replacement: a randomized pilot trial. *Clin Rehabil* 2010;**24**:901–10. <https://doi.org/10.1177/0269215510371427>
222. Huang SW, Chen PH, Chou YH. Effects of a preoperative simplified home rehabilitation education program on length of stay of total knee arthroplasty patients. *Orthop Traumatol Surg Res* 2012;**98**:259–64. <https://doi.org/10.1016/j.otsr.2011.12.004>
223. Huddleston JM, Long KH, Naessens JM, Vanness D, Larson D, Trousdale R, *et al.* Medical and surgical comanagement after elective hip and knee arthroplasty: a randomized, controlled trial. *Ann Intern Med* 2004;**141**:28–38. <https://doi.org/10.7326/0003-4819-141-1-200407060-00012>

224. Hunt GR, Crealey G, Murthy BV, Hall GM, Constantine P, O'Brien S, *et al.* The consequences of early discharge after hip arthroplasty for patient outcomes and health care costs: comparison of three centres with differing durations of stay. *Clin Rehabil* 2009;**23**:1067–77. <https://doi.org/10.1177/0269215509339000>
225. Jensen BT, Petersen AK, Jensen JB, Laustsen S, Borre M. Efficacy of a multiprofessional rehabilitation programme in radical cystectomy pathways: a prospective randomized controlled trial. *Scand J Urol* 2015;**49**:133–41. <https://doi.org/10.3109/21681805.2014.967810>
226. Jones C, Kelliher L, Dickinson M, Riga A, Worthington T, Scott MJ, *et al.* Randomized clinical trial on enhanced recovery versus standard care following open liver resection. *Br J Surg* 2013;**100**:1015–24. <https://doi.org/10.1002/bjs.9165>
227. Kapritsou M, Papathanassoglou ED, Bozas E, Korkolis DP, Konstantinou EA, Kaklamanos I, Giannakopoulou M. Comparative evaluation of pain, stress, neuropeptide Y, ACTH, and cortisol levels between a conventional postoperative care protocol and a fast-track recovery program in patients undergoing major abdominal surgery. *Biol Res Nurs* 2017;**19**:180–9. <https://doi.org/10.1177/1099800416682617>
228. Karran A, Wheat J, Chan D, Blake P, Barlow R, Lewis WG. Propensity score analysis of an enhanced recovery programme in upper gastrointestinal cancer surgery. *World J Surg* 2016;**40**:1645–54. <https://doi.org/10.1007/s00268-016-3473-6>
229. Khan SA, Ullah S, Ahmed J, Wilson TR, McNaught C, Hartley J, Macfie J. Influence of enhanced recovery after surgery pathways and laparoscopic surgery on health-related quality of life. *Colorectal Dis* 2013;**15**:900–7. <https://doi.org/10.1111/codi.12191>
230. Khan SK, Malviya A, Muller SD, Carluke I, Partington PF, Emmerson KP, Reed MR. Reduced short-term complications and mortality following Enhanced Recovery primary hip and knee arthroplasty: results from 6000 consecutive procedures. *Acta Orthop* 2014;**85**:26–31. <https://doi.org/10.3109/17453674.2013.874925>
231. Khoo CK, Vickery CJ, Forsyth N, Vinall NS, Eyre-Brook IA. A prospective randomized controlled trial of multimodal perioperative management protocol in patients undergoing elective colorectal resection for cancer. *Ann Surg* 2007;**245**:867–72. <https://doi.org/10.1097/01.sla.0000259219.08209.36>
232. King PM, Blazeby JM, Ewings P, Longman RJ, Kipling RM, Franks PJ, *et al.* The influence of an enhanced recovery programme on clinical outcomes, costs and quality of life after surgery for colorectal cancer. *Colorectal Dis* 2006;**8**:506–13. <https://doi.org/10.1111/j.1463-1318.2006.00963.x>
233. Larsen K. *Efficacy, Effectiveness, and Efficiency of Accelerated Perioperative Care and Rehabilitation Intervention after Hip and Knee Arthroplasty*. PhD thesis. Denmark: University of Aarhus; 2008.
234. Larsen K, Sørensen OG, Hansen TB, Thomsen PB, Søballe K. Accelerated perioperative care and rehabilitation intervention for hip and knee replacement is effective: a randomized clinical trial involving 87 patients with 3 months of follow-up. *Acta Orthop* 2008;**79**:149–59. <https://doi.org/10.1080/17453670710014923>
235. Lee TG, Kang SB, Kim DW, Hong S, Heo SC, Park KJ. Comparison of early mobilization and diet rehabilitation program with conventional care after laparoscopic colon surgery: a prospective randomized controlled trial. *Dis Colon Rectum* 2011;**54**:21–8. <https://doi.org/10.1007/DCR.0b013e3181fadb3e>
236. Lidder P, Thomas S, Fleming S, Hosie K, Shaw S, Lewis S. A randomized placebo controlled trial of preoperative carbohydrate drinks and early postoperative nutritional supplement drinks in colorectal surgery. *Colorectal Dis* 2013;**15**:737–45. <https://doi.org/10.1111/codi.12130>

237. Maempel JF, Clement ND, Ballantyne JA, Dunstan E. Enhanced recovery programmes after total hip arthroplasty can result in reduced length of hospital stay without compromising functional outcome. *Bone Joint J* 2016;**98-B**:475–82. <https://doi.org/10.1302/0301-620X.98B4.36243>
238. Maempel JF, Walmsley PJ. Enhanced recovery programmes can reduce length of stay after total knee replacement without sacrificing functional outcome at one year. *Ann R Coll Surg Engl* 2015;**97**:563–7. <https://doi.org/10.1308/rcsann.2015.0016>
239. Maggiori L, Rullier E, Lefevre JH, Régimbeau JM, Berdah S, Karoui M, et al. Does a combination of laparoscopic approach and full fast track multimodal management decrease postoperative morbidity?: A multicenter randomized controlled trial. *Ann Surg* 2017;**266**:729–37. <https://doi.org/10.1097/SLA.0000000000002394>
240. Magheli A, Knoll N, Lein M, Hinz S, Kempkensteffen C, Gralla O. Impact of fast-track postoperative care on intestinal function, pain, and length of hospital stay after laparoscopic radical prostatectomy. *J Endourol* 2011;**25**:1143–7. <https://doi.org/10.1089/end.2011.0020>
241. Malviya A, Martin K, Harper I, Muller SD, Emmerson KP, Partington PF, Reed MR. Enhanced recovery program for hip and knee replacement reduces death rate. *Acta Orthop* 2011;**82**:577–81. <https://doi.org/10.3109/17453674.2011.618911>
242. Mari G, Costanzi A, Crippa J, Falbo R, Miranda A, Rossi M, et al. Surgical stress reduction in elderly patients undergoing elective colorectal laparoscopic surgery within an ERAS protocol. *Chirurgia* 2016;**111**:476–80. <https://doi.org/10.21614/chirurgia.111.6.476>
243. Mari GM, Costanzi A, Maggioni D, Origi M, Ferrari GC, De Martini P, et al. Fast-track versus standard care in laparoscopic high anterior resection: a prospective randomised-controlled trial. *Surg Laparosc Endosc Percutan Tech* 2014;**24**:118–21. <https://doi.org/10.1097/SLE.0b013e3182a50e3a>
244. McGregor AH, Rylands H, Owen A, Doré CJ, Hughes SP. Does preoperative hip rehabilitation advice improve recovery and patient satisfaction? *J Arthroplasty* 2004;**19**:464–8. <https://doi.org/10.1016/j.arth.2003.12.074>
245. Mertes SC, Raut S, Khanduja V. Integrated care pathways in lower-limb arthroplasty: are they effective in reducing length of hospital stay? *Int Orthop* 2013;**37**:1157–63. <https://doi.org/10.1007/s00264-013-1829-1>
246. Muehling B, Schelzig H, Steffen P, Meierhenrich R, Sunder-Plassmann L, Orend KH. A prospective randomized trial comparing traditional and fast-track patient care in elective open infrarenal aneurysm repair. *World J Surg* 2009;**33**:577–85. <https://doi.org/10.1007/s00268-008-9892-2>
247. Muehling BM, Halter G, Lang G, Schelzig H, Steffen P, Wagner F, et al. Prospective randomized controlled trial to evaluate 'fast-track' elective open infrarenal aneurysm repair. *Langenbecks Arch Surg* 2008;**393**:281–7. <https://doi.org/10.1007/s00423-008-0284-8>
248. Muehling BM, Halter GL, Schelzig H, Meierhenrich R, Steffen P, Sunder-Plassmann L, Orend KH. Reduction of postoperative pulmonary complications after lung surgery using a fast track clinical pathway. *Eur J Cardiothorac Surg* 2008;**34**:174–80. <https://doi.org/10.1016/j.ejcts.2008.04.009>
249. Muehling BM, Ortlieb L, Oberhuber A, Orend KH. Fast track management reduces the systemic inflammatory response and organ failure following elective infrarenal aortic aneurysm repair. *Interact Cardiovasc Thorac Surg* 2011;**12**:784–8. <https://doi.org/10.1510/icvts.2010.262337>
250. Mukhtar S, Ayres BE, Issa R, Swinn MJ, Perry MJ. Challenging boundaries: an enhanced recovery programme for radical cystectomy. *Ann R Coll Surg Engl* 2013;**95**:200–6. <https://doi.org/10.1308/003588413X13511609957579>

251. Muller S, Zalunardo MP, Hubner M, Clavien PA, Demartines N, Zurich Fast Track Study Group. A fast-track program reduces complications and length of hospital stay after open colonic surgery. *Gastroenterology* 2009;**136**:842–7. <https://doi.org/10.1053/j.gastro.2008.10.030>
252. Pappalardo G, Coiro S, De Lucia F, Giannella A, Ruffolo F, Frattaroli FM. Open sphincter-preserving surgery of extraperitoneal rectal cancer without primary stoma and fast track protocol. *G Chir* 2016;**37**:257–61. <https://doi.org/10.11138/gchir/2016.37.6.257>
253. Pengas IP, Khan WS, Bennett CA, Rankin KS. Impact of weekend physiotherapy service on the cost-effectiveness of elective orthopaedic hip and knee arthroplasty. *Open Orthop J* 2015;**9**:515–19. <https://doi.org/10.2174/1874325001509010515>
254. Pour AE, Parvizi J, Sharkey PF, Hozack WJ, Rothman RH. Minimally invasive hip arthroplasty: what role does patient preconditioning play? *J Bone Joint Surg Am* 2007;**89**:1920–7. <https://doi.org/10.2106/00004623-200709000-00005>
255. Probst S, Cech C, Haentschel D, Scholz M, Ender J. A specialized post anaesthetic care unit improves fast-track management in cardiac surgery: a prospective randomized trial. *Crit Care* 2014;**18**:468. <https://doi.org/10.1186/s13054-014-0468-2>
256. Reilly KA, Beard DJ, Barker KL, Dodd CA, Price AJ, Murray DW. Efficacy of an accelerated recovery protocol for Oxford unicompartmental knee arthroplasty – a randomised controlled trial. *Knee* 2005;**12**:351–7. <https://doi.org/10.1016/j.knee.2005.01.002>
257. Richardson J, Di Fabio F, Clarke H, Bajalan M, Davids J, Abu Hilal M. Implementation of enhanced recovery programme for laparoscopic distal pancreatectomy: feasibility, safety and cost analysis. *Pancreatology* 2015;**15**:185–90. <https://doi.org/10.1016/j.pan.2015.01.002>
258. Rosenfeldt F, Braun L, Spitzer O, Bradley S, Shepherd J, Bailey M, *et al*. Physical conditioning and mental stress reduction – a randomised trial in patients undergoing cardiac surgery. *BMC Complement Altern Med* 2011;**11**:20. <https://doi.org/10.1186/1472-6882-11-20>
259. Salhiyyah K, Elsobky S, Raja S, Attia R, Brazier J, Cooper GJ. A clinical and economic evaluation of fast-track recovery after cardiac surgery. *Heart Surg Forum* 2011;**14**:E330–4. <https://doi.org/10.1532/HSF98.20111029>
260. Salmon P, Hunt GR, Murthy BV, O'Brien S, Beverland D, Lynch MC, Hall GM. Patient evaluation of early discharge after hip arthroplasty: development of a measure and comparison of three centres with differing durations of stay. *Clin Rehabil* 2013;**27**:854–63. <https://doi.org/10.1177/0269215513481686>
261. Siggeirsdottir K, Olafsson O, Jonsson H, Iwarsson S, Gudnason V, Jonsson BY. Short hospital stay augmented with education and home-based rehabilitation improves function and quality of life after hip replacement: randomized study of 50 patients with 6 months of follow-up. *Acta Orthop* 2005;**76**:555–62. <https://doi.org/10.1080/17453670510041565>
262. Starks I, Wainwright TW, Lewis J, Lloyd J, Middleton RG. Older patients have the most to gain from orthopaedic enhanced recovery programmes. *Age Ageing* 2014;**43**:642–8. <https://doi.org/10.1093/ageing/afu014>
263. Sutcliffe RP, Hamoui M, Isaac J, Marudanayagam R, Mirza DF, Muiesan P, Roberts JK. Implementation of an enhanced recovery pathway after pancreaticoduodenectomy in patients with low drain fluid amylase. *World J Surg* 2015;**39**:2023–30. <https://doi.org/10.1007/s00268-015-3051-3>
264. Tanaka R, Lee SW, Kawai M, Tashiro K, Kawashima S, Kagota S, *et al*. Protocol for enhanced recovery after surgery improves short-term outcomes for patients with gastric cancer: a randomized clinical trial. *Gastric Cancer* 2017;**20**:861–71. <https://doi.org/10.1007/s10120-016-0686-1>

265. van Bree SH, van Bree S, Vlug MS, Vlug M, Bemelman WA, Bemelman W, *et al.* Faster recovery of gastrointestinal transit after laparoscopy and fast-track care in patients undergoing colonic surgery. *Gastroenterology* 2011;**141**:872–80.e1–4. <https://doi.org/10.1053/j.gastro.2011.05.034>
266. van der Peijl ID, Vliet Vlieland TP, Versteegh MI, Lok JJ, Munneke M, Dion RA. Exercise therapy after coronary artery bypass graft surgery: a randomized comparison of a high and low frequency exercise therapy program. *Ann Thorac Surg* 2004;**77**:1535–41. <https://doi.org/10.1016/j.athoracsur.2003.10.091>
267. Vesterby MS, Pedersen PU, Laursen M, Mikkelsen S, Larsen J, Søballe K, Jørgensen LB. Telemedicine support shortens length of stay after fast-track hip replacement. *Acta Orthop* 2017;**88**:41–7. <https://doi.org/10.1080/17453674.2016.1256939>
268. Vlug MS, Wind J, Hollmann MW, Ubbink DT, Cense HA, Engel AF, *et al.* Laparoscopy in combination with fast track multimodal management is the best perioperative strategy in patients undergoing colonic surgery: a randomized clinical trial (Lafa-study). *Ann Surg* 2011;**254**:868–75. <https://doi.org/10.1097/SLA.0b013e31821fd1ce>
269. Williamson L, Wyatt MR, Yein K, Melton JT. Severe knee osteoarthritis: a randomized controlled trial of acupuncture, physiotherapy (supervised exercise) and standard management for patients awaiting knee replacement. *Rheumatology* 2007;**46**:1445–9. <https://doi.org/10.1093/rheumatology/kem119>
270. Partridge JS, Harari D, Martin FC, Dhesi JK. The impact of pre-operative comprehensive geriatric assessment on postoperative outcomes in older patients undergoing scheduled surgery: a systematic review. *Anaesthesia* 2014;**69**(Suppl. 1):8–16. <https://doi.org/10.1111/anae.12494>
271. Gustafsson UO, Scott MJ, Schwenk W, Demartines N, Roulin D, Francis N, *et al.* Guidelines for perioperative care in elective colonic surgery: Enhanced Recovery After Surgery (ERAS[®]) Society recommendations. *World J Surg* 2013;**37**:259–84. <https://doi.org/10.1007/s00268-012-1772-0>
272. Nygren J, Thacker J, Carli F, Fearon KC, Norderval S, Lobo DN, *et al.* Guidelines for perioperative care in elective rectal/pelvic surgery: Enhanced Recovery After Surgery (ERAS[®]) Society recommendations. *World J Surg* 2013;**37**:285–305. <https://doi.org/10.1007/s00268-012-1787-6>
273. Zigmond AS, Snaith RP. The hospital anxiety and depression scale. *Acta Psychiatr Scand* 1983;**67**:361–70. <https://doi.org/10.1111/j.1600-0447.1983.tb09716.x>
274. Melloul E, Hübner M, Scott M, Snowden C, Prentis J, Dejong CH, *et al.* Guidelines for perioperative care for liver surgery: Enhanced Recovery After Surgery (ERAS) Society recommendations. *World J Surg* 2016;**40**:2425–40. <https://doi.org/10.1007/s00268-016-3700-1>
275. Lassen K, Coolsen MM, Slim K, Carli F, de Aguilar-Nascimento JE, Schäfer M, *et al.* Guidelines for perioperative care for pancreaticoduodenectomy: Enhanced Recovery After Surgery (ERAS[®]) Society recommendations. *World J Surg* 2013;**37**:240–58. <https://doi.org/10.1007/s00268-012-1771-1>
276. Feldheiser A, Aziz O, Baldini G, Cox BP, Fearon KC, Feldman LS, *et al.* Enhanced Recovery After Surgery (ERAS) for gastrointestinal surgery, part 2: consensus statement for anaesthesia practice. *Acta Anaesthesiol Scand* 2016;**60**:289–334. <https://doi.org/10.1111/aas.12651>
277. Mortensen K, Nilsson M, Slim K, Schäfer M, Mariette C, Braga M, *et al.* Consensus guidelines for enhanced recovery after gastrectomy: Enhanced Recovery After Surgery (ERAS[®]) Society recommendations. *Br J Surg* 2014;**101**:1209–29. <https://doi.org/10.1002/bjs.9582>
278. Scott MJ, Baldini G, Fearon KC, Feldheiser A, Feldman LS, Gan TJ, *et al.* Enhanced Recovery After Surgery (ERAS) for gastrointestinal surgery, part 1: pathophysiological considerations. *Acta Anaesthesiol Scand* 2015;**59**:1212–31. <https://doi.org/10.1111/aas.12601>

279. Cerantola Y, Valerio M, Persson B, Jichlinski P, Ljungqvist O, Hubner M, *et al.* Guidelines for perioperative care after radical cystectomy for bladder cancer: Enhanced Recovery After Surgery (ERAS[®]) society recommendations. *Clin Nutr* 2013;**32**:879–87. <https://doi.org/10.1016/j.clnu.2013.09.014>
280. Larsen K, Hansen TB, Thomsen PB, Christiansen T, Søballe K. Cost-effectiveness of accelerated perioperative care and rehabilitation after total hip and knee arthroplasty. *J Bone Joint Surg Am* 2009;**91**:761–72. <https://doi.org/10.2106/JBJS.G.01472>
281. Sigurdsson E, Siggeirsdottir K, Jonsson H, Gudnason V, Matthiasson T, Jonsson BY. Early discharge and home intervention reduces unit costs after total hip replacement: results of a cost analysis in a randomized study. *Int J Health Care Finance Econ* 2008;**8**:181–92. <https://doi.org/10.1007/s10754-008-9036-0>
282. Drummond MF, Sculpher MJ, Torrance GW, O'Brien BJ, Stoddart GL. *Methods for the Economic Evaluation of Health Care Programmes*. 3rd edn. Oxford: Oxford University Press; 2005.
283. Wang L, Lee M, Zhang Z, Moodie J, Cheng D, Martin J. Does preoperative rehabilitation for patients planning to undergo joint replacement surgery improve outcomes? A systematic review and meta-analysis of randomised controlled trials. *BMJ Open* 2016;**6**:e009857. <https://doi.org/10.1136/bmjopen-2015-009857>
284. Stowers MD, Lemanu DP, Hill AG. Health economics in Enhanced Recovery After Surgery programs. *Can J Anaesth* 2015;**62**:219–30. <https://doi.org/10.1007/s12630-014-0272-0>
285. Jönsson B, Lindgren B. Five common fallacies in estimating the economic gains of early discharge. *Soc Sci Med Med Econ* 1980;**14**:27–33. [https://doi.org/10.1016/0160-7995\(80\)90005-2](https://doi.org/10.1016/0160-7995(80)90005-2)

Appendix 1 Literature search strategies

Bibliographic databases

Database: MEDLINE.

Host: Ovid.

Date parameters: 1946 to August week 5 2017.

Date searched: 12 September 2017.

Searcher: SB.

Hits: 4227.

Search strategy

1. ((older or frail or elderly) adj2 (person* or people or patient* or population* or adult*)).tw.
2. geriatric*.tw.
3. *aged/
4. *"Aged, 80 and over"/
5. *frail elderly/
6. *Geriatrics/
7. or/1-6
8. ((eye* or sclera or iris or retina or cataract or ophthalmol*) adj3 (surgery or surgical* or procedur*)).tw.
9. exp *ophthalmologic surgical procedures/
10. ((heart or cardiac or coronary) adj3 (surgery or surgical* or procedur* or transplant* or angiography or angioplasty or bypass)).tw.
11. (aortic adj3 (replacement or surgery or surgical* or procedur*)).tw.
12. (carotid adj3 endarterectomy).tw.
13. ((arterial or artery or arteries) adj3 (bypass or surgery or surgical* or angioplasty or embolectomy)).tw.
14. *coronary artery bypass/
15. ((urinary or urologic* or genitourinary or bladder or prostate) adj3 (surgery or surgical* or procedur*)).tw.
16. (urethrotomy or prostatectomy).tw.
17. exp *Urologic Surgical Procedures/
18. (meningioma* adj3 (surgery or surgical* or procedur*)).tw.
19. craniotomy.tw.
20. *craniotomy/
21. ((lung or thoracic or thorax or cardiothoracic or pulmonary or chest or diaphragm) adj3 (surgery or surgical* or resection* or procedur*)).tw.
22. (thoracotomy or pneumonectomy).tw.
23. *Thoracic Surgery/
24. ('bile duct' adj3 (resection* or surgery or surgical* or procedur*)).tw.
25. ((pancreas or pancreatic) adj3 (surgery or surgical* or resection* or procedur*)).tw.
26. (pancreatectomy or pancreaticoduodenectomy).tw.
27. *Pancreatectomy/
28. "endovascular aortic aneurysm repair*".tw.
29. "endovascular abdominal aneurysm repair*".tw.
30. ((hip or knee or "lower limb*") adj3 (replacement* or restructur* or arthroplasty or hemiarthroplasty or surgery or surgical* or procedur*)).tw.

31. *arthroplasty, replacement, hip/
32. *arthroplasty, replacement, knee/
33. or/8-32
34. 7 or 33
35. ("enhanced recovery after" adj3 surgery).tw.
36. ERAS.tw.
37. ((enhanced or early or earlier) adj3 (recovery or mobili?ation or ambulation or rehab*)).tw.
38. ERP.tw.
39. ("proactive care" adj2 "older people").tw.
40. POPS.tw.
41. ("fast track" adj3 (surgery or surgical* or program* or management or "patient care")).tw.
42. (multimodal adj3 (rehab* or perioperative or postoperative or "post operative" or optimi?ation or care or convalesc*)).tw.
43. (optimal adj2 ("preoperative assessment" or "preoperative management")).tw.
44. ((accelerated or optimi?ed or rapid or "fast track") adj3 (care or rehab* or recovery or mobili?ation or ambulation or convalesc*)).tw.
45. ((improved or improving) adj2 recovery).tw.
46. "comprehensive geriatric assessment* ".tw.
47. "short acting an?esthetic* ".tw.
48. ((integrated or managed) adj1 "care pathway*").tw.
49. ((multidisciplinary or "multi disciplinary") adj1 assessment*).tw.
50. ((physiotherap* or exercise*) adj3 (augment* or increas* or "higher frequency")).tw.
51. ("pressure ulcer*" adj3 "risk assessment").tw.
52. ((nutrition* or feed* or eat*) adj3 support*).tw.
53. *Nutritional Support/
54. "supported discharge" .tw.
55. or/35-54
56. ((length or duration) adj4 stay adj8 (reduce* or reduction* or reducing or shorter or shortening or "positive effect*" or prolong* or increas* or decreas* or improve* or improving or "patient outcome*" or 'clinical outcome*' or 'clinical indicator*' or 'outcome measure*')).tw.
57. (hospital* adj3 stay adj8 (reduce* or reduction* or reducing or shorter or shortening or 'positive effect' or prolong* or increas* or decreas* or improve or improving or "patient outcome*" or "clinical outcome*" or "clinical indicator*" or "outcome measure*")).tw.
58. (time adj3 discharg*).tw.
59. *"Length of Stay"/
60. or/56-59
61. 55 or 60
62. randomi?ed.tw.
63. rct*.tw.
64. trial*.tw.
65. ((single or doubl* or tripl* or treb*) and (blind* or mask*)).tw.
66. ("4 arm" or "four arm").tw.
67. ((before adj4 after) or "BA stud*" or "CBA stud*").tw.
68. ("pre post" or "pre test*" or pretest* or posttest* or "post test*" or (pre adj3 post)).tw.
69. (interrupt* adj2 "time series").tw.
70. ("time points" adj3 (over or multiple or three or four or five or six or seven or eight or nine or ten or eleven or twelve or month* or hour* or day* or "more than")).tw.
71. (("quasi experiment*" or quasiexperiment* or "quasi random*" or quasirandom* or "quasi control*" or quasicontrol*) adj3 (method* or stud* or design*)).tw.
72. randomized controlled trial.pt.
73. controlled clinical trial.pt.
74. or/62-73
75. 34 and 61 and 74

Bibliographic database search results

TABLE 26 Bibliographic database search results

Database	Number of results
MEDLINE	4227
MEDLINE In-Process & Other Non-Indexed Citations	459
HMIC	69
EMBASE	7194
CENTRAL	3603
CINAHL	1422
AMED	176
Total number of results	17,150
Duplicate results	7875
Total number of unique results	9275
Total number of unique results from 2000 to date	8038

Web search engine searches

Google Scholar

Data parameters: not applicable.

Date searched: 20 September 2017.

Searcher: SB.

Hits: Google Scholar results are limited to 999.

Search strategy

(older OR frail OR elderly OR geriatric) (reduce OR reducing OR improve OR improving) ("length of stay" OR "duration of stay") trial*

Notes: number of records screened following application of date limit (2000 to date of search) and de-duplication against bibliographic database results = 694.

Google

Data parameters: search activity based search results = off.

Date searched: 21 November 2017.

Searcher: SB.

Hits: we copied and pasted the first 100 results into a Microsoft Word document for screening.

Search strategy

(older OR frail OR elderly OR geriatric) (reduce OR reducing OR improve OR improving) (“length of stay” OR “duration of stay”) trial*

Notes: number of records screened following application of date limit (2000 to date of search) and de-duplication against bibliographic database results = 23.

Forwards citation chasing

Citation index: Web of Science (Core Collection); Scopus; Google Scholar.

Date searched: 14 and 15 December 2017.

Searcher: SB.

Search strategy

SB searched for studies identified by bibliographic databases that met the inclusion criteria of our review in Web of Science. If a study was indexed in Web of Science, SB exported the citations to EndNote. If a study was not indexed in Web of Science, SB searched for it in Scopus; if it was not indexed in Scopus, SB searched for it in Google Scholar.

TABLE 27 Effectiveness forwards citation searching results

	Number of citations
Total citations	2316
Duplicate citations (including duplicates with bibliographic database and Google Scholar results)	785
Unique results	1531

Appendix 2 Definitions of outcome categories

TABLE 28 Outcome categories used in the effectiveness review, with definitions and examples

Outcome category	Description of category	Examples of outcomes presented
Additional care	Need for additional care after discharge	Additional GP visits; 30-day emergency visits; patient called ward
Complications	Complications occurring during or after surgery and reported as such by study authors. In reporting complications, we prioritised summary outcomes over specific complications	Summary outcomes: number of major complications; number of patients presenting more than one complication; reoperations; comprehensive complication index. Specific complications: wound infections; ileus; myocardial infarction; death during initial hospital stay
LOS	Any markers of duration of stay within hospital	Total LOS; postoperative LOS; stay in intensive care unit; total LOS, including 30-day re-admissions
Markers of recovery	Markers of physical recovery after surgery, prior to discharge	Hand grip strength; gut function; 6-Minute Walk Test; time to first bowel movement; pain; timed up and go test; C-reactive protein levels
Mental health	Assessments of mental health	Hospital Anxiety and Depression Scale; SF-36 mental subscale
Morbidity	Morbidity after discharge	Morbidity within 30 days; morbidity within 90 days
Mortality	Incidence of death after treatment	Mortality within 30 days; mortality within 90 days
Patient satisfaction	Assessment of patient satisfaction or feedback	Patient satisfaction questionnaire
Quality of life	Any outcomes that either are explicitly quality-of-life measures, or relate to the impact of surgery on daily living	SF-36; EORTC quality-of-life questionnaire; markers of physical activity; gastrointestinal quality-of-life index; physical work capacity; WOMAC, Harris Hip Score
Re-admissions	Additional stay in hospital following initial discharge	Re-admissions within 30 days; need for reoperation
Surgical	Indicators of surgical performance and markers of implementation of the surgical protocol	Duration of surgery; blood loss; time at which intravenous fluids discontinued; fluid given; time catheterised; urinary output

EORTC, European Organisation for Research and Treatment.

Appendix 3 Data treatment

TABLE 29 Approaches to data provided in included studies

Data provided	Method to obtain mean	Method to obtain SD
Mean with SD	Not required	Not required
Mean with standard error	Not required	$SD = SE \times \sqrt{n}$
Mean with 95% CI	Not required	$SD = \sqrt{n} \times \frac{(\text{UpperCI} - \text{LowerCI}) / 2}{t\text{-distribution}}$ Note: <i>t</i> -distribution assumed to be 3.92 for total samples over $n = 122$, otherwise calculated manually
Median with range	Do not impute, describe in text	Do not impute, describe in text
Median with interquartile range ^a	$\bar{x} = \frac{\sum(\text{median}, q1, q3)}{3}$	$SD = \frac{q3 - q1}{2\Phi^{-1}\left(\frac{0.75n - 0.125}{n + 0.25}\right)}$
Mean difference with CI, <i>p</i> -value	Cannot impute group means; report mean difference in outcome table instead	First calculate SE for difference in means: $SE = \frac{\text{Upper limit} - \text{lower limit}}{t\text{-distribution}}$ Then calculate SD from SE: $SD = \frac{SE}{\sqrt{\frac{1}{n_e} + \frac{1}{n_c}}}$ Finally, apply SD to both groups before calculation of standardised mean difference Note: <i>t</i> -distribution assumed to be 3.92 for total samples over $n = 122$, otherwise calculated manually

$\Phi^{-1}(z)$, upper *z*th percentile of the standard normal distribution; C, comparator group; E, experimental group; *n*, sample size; *q*1, first quartile; *q*3, third quartile; SE, standard error; \bar{x} , sample mean.

^a See Wan *et al.*⁴⁹ for details.

Appendix 4 Sensitivity analyses for length of stay meta-analyses

The following forest plots show meta-analysis results when different levels of data imputation are performed, and the result included in the analyses. In the main report, we chose not to use data imputed from medians and ranges because upper ranges often highly skew the data. For comparison, we provide forest plots that include 'all imputable outcomes', meaning that data from medians and ranges are included. We also display meta-analyses performed with only the studies that provided mean and standard deviation, where possible.

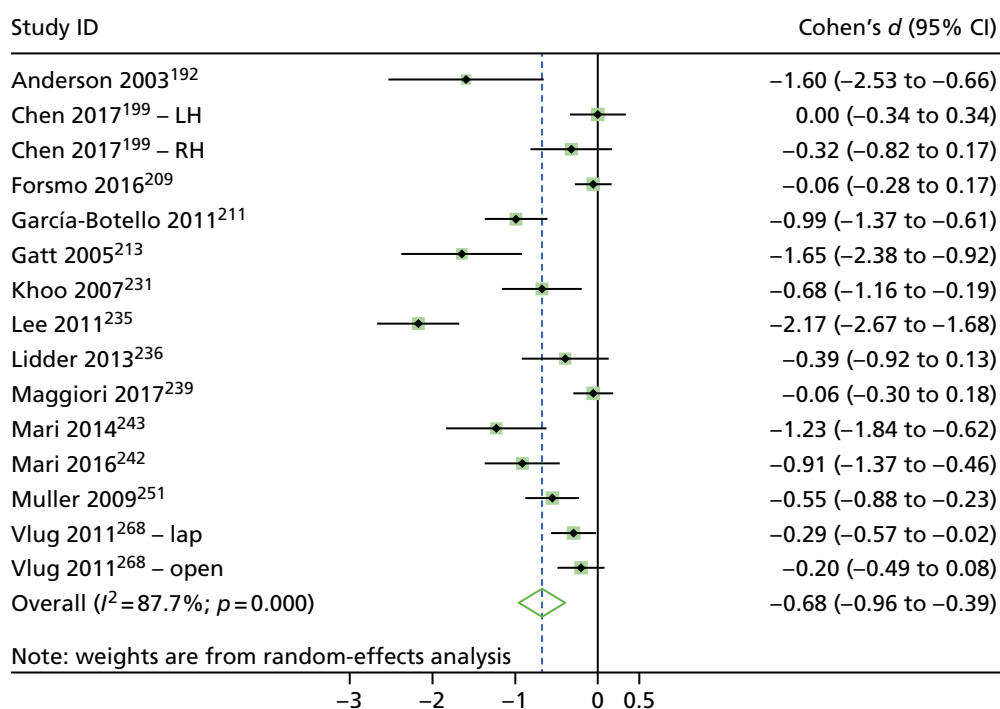


FIGURE 23 Forest plot showing the results of meta-analysis of the effect of ERP interventions on LOS following colorectal surgery, compared with usual treatment. All imputable outcomes are included. Lap, laparoscopic surgery group; LH, left hemicolectomy/high anterior resection; open, open surgery group; RH, right hemicolectomy.

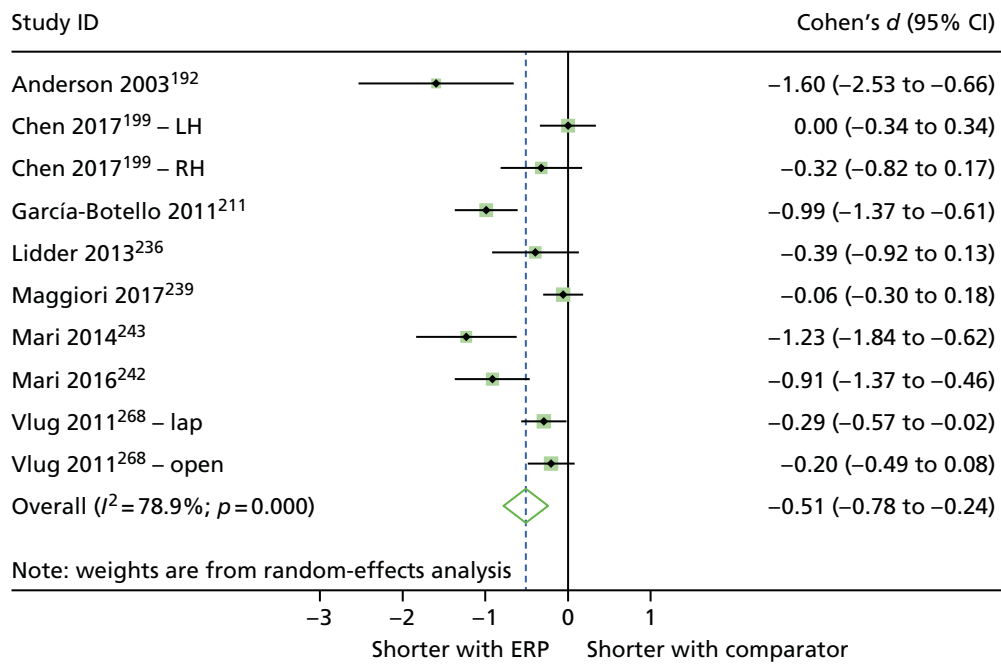


FIGURE 24 Forest plot showing the results of meta-analysis of the effect of ERP interventions on LOS following colorectal surgery, compared with usual treatment. Data imputed from medians and ranges are removed (i.e. this is the method used in the main report). Lap, laparoscopic surgery group; open, open surgery group.

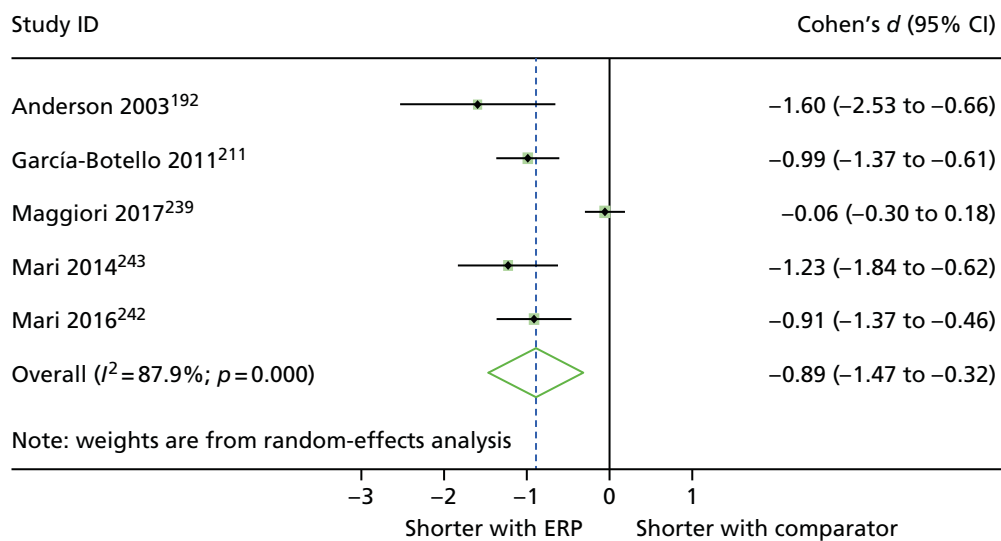


FIGURE 25 Forest plot showing the results of meta-analysis of the effect of ERP interventions on LOS following colorectal surgery, compared with usual treatment. Only studies providing means and standard deviations for LOS are included.

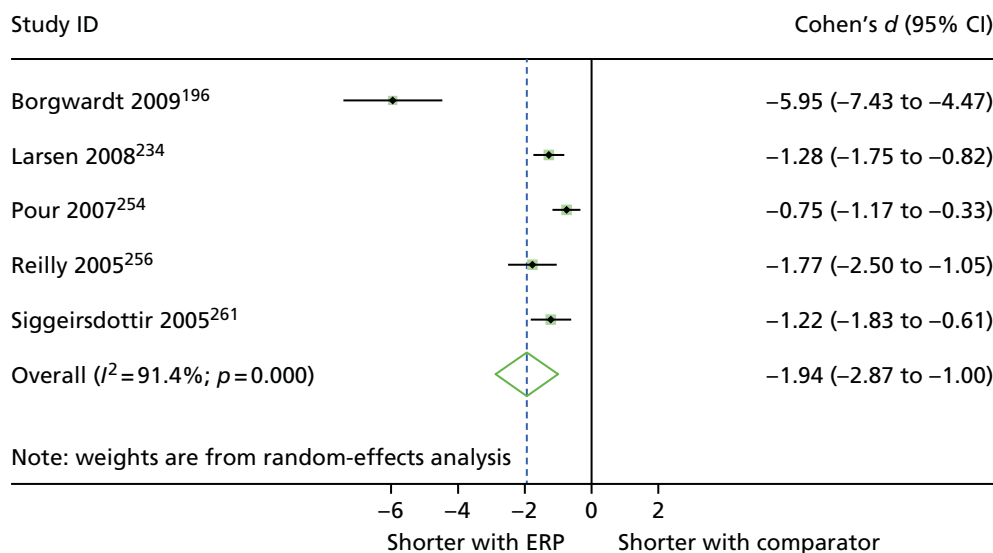


FIGURE 26 Forest plot showing the results of meta-analysis of the effect of ERP interventions on LOS following lower limb arthroplasty, compared with usual treatment. All imputable outcomes are included.

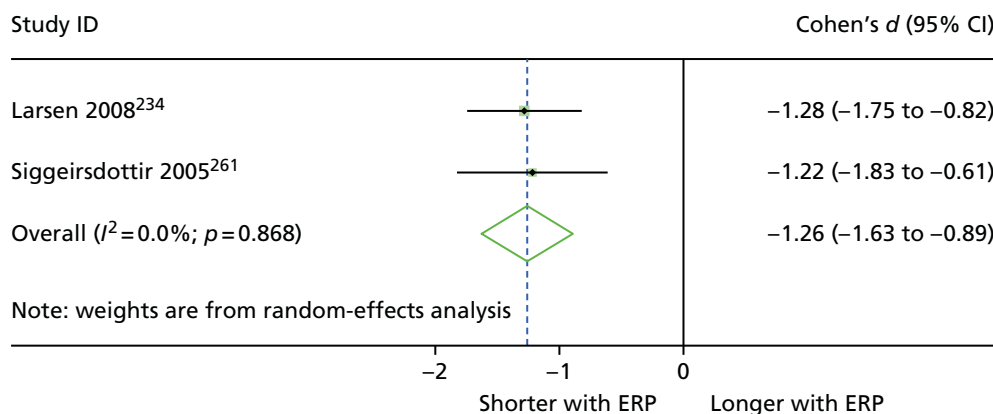


FIGURE 27 Forest plot showing the results of meta-analysis of the effect of ERP interventions on LOS following lower limb arthroplasty, compared with usual treatment. Only studies providing means and standard deviations for LOS are included (this is the method used in the main report).

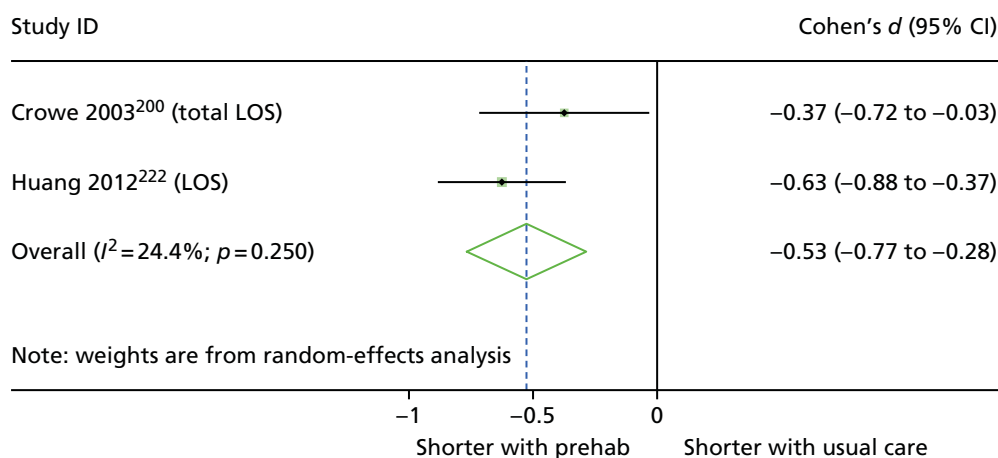


FIGURE 28 Forest plot showing the results of meta-analysis of the effect of prehab interventions on LOS following lower limb arthroplasty, compared with usual treatment. All imputable outcomes are included.

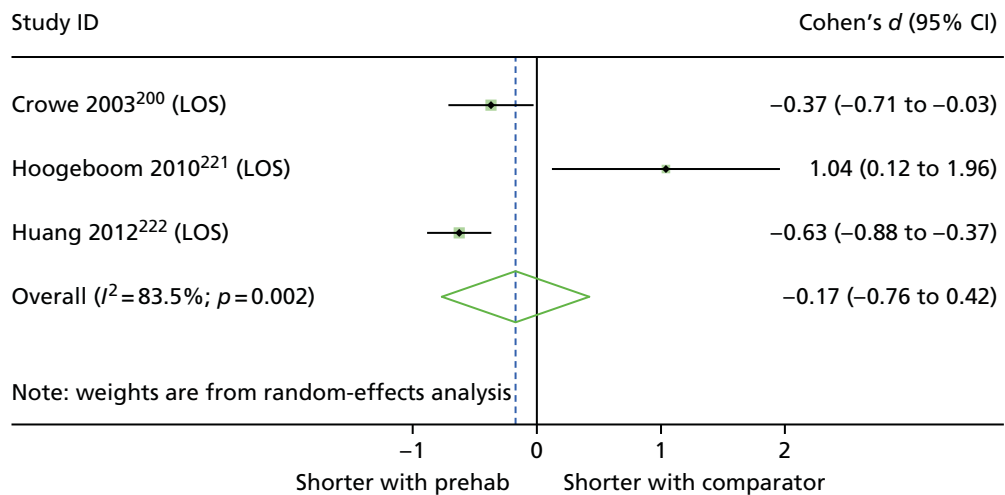


FIGURE 29 Forest plot showing the results of meta-analysis of the effect of prehab interventions on LOS following lower limb arthroplasty, compared with usual treatment. Only studies providing means and standard deviations for LOS are included (this is the method used in the main report).

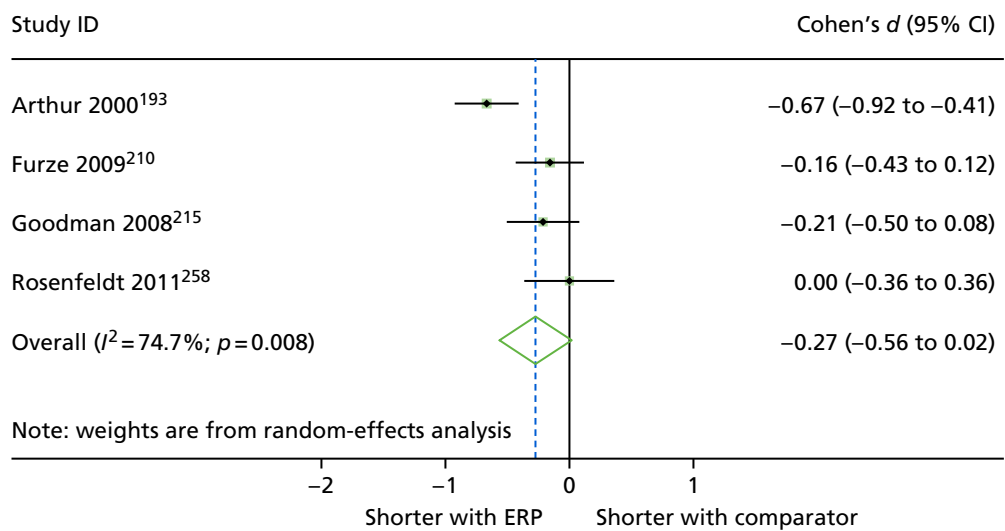


FIGURE 30 Forest plot showing the results of meta-analysis of the effect of prehab interventions on LOS following cardiac surgery, compared with usual treatment. All imputable outcomes are included.

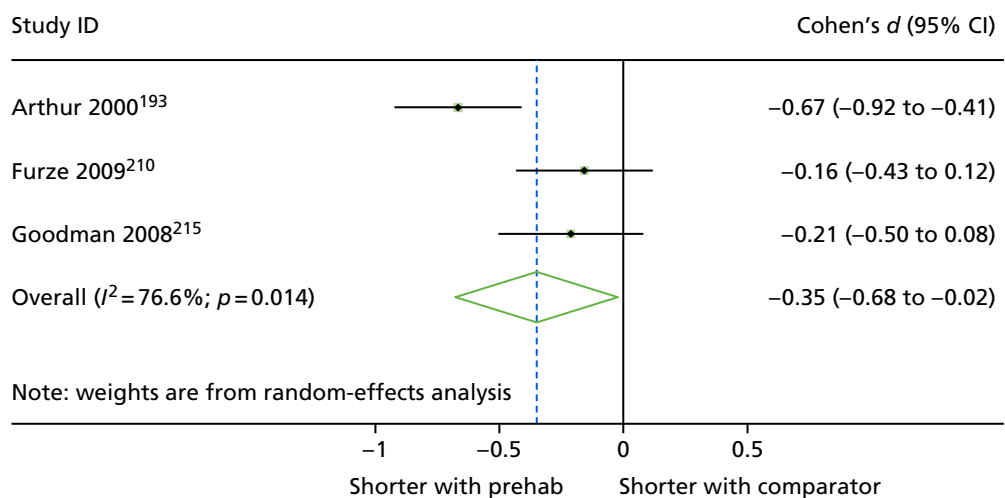


FIGURE 31 Forest plot showing the results of meta-analysis of the effect of prehab interventions on LOS following cardiac surgery, compared with usual treatment. Data imputed from medians and ranges are removed (i.e. this is the method used in the main report).

EME
HS&DR
HTA
PGfAR
PHR

Part of the NIHR Journals Library
www.journalslibrary.nihr.ac.uk

*This report presents independent research funded by the National Institute for Health Research (NIHR).
The views expressed are those of the author(s) and not necessarily those of the NHS, the NIHR or the
Department of Health and Social Care*

Published by the NIHR Journals Library